



Race Results

Tasmanian Turf Club, Launceston, December 04, 2013

Compilation date: December 5, 2013, 11:44:22 AM (EST)

Copyright © 2013 Tasracing Pty Ltd. All rights reserved.

Trademarks.

StrideMASTER is a registered trademark of Thoroughbred Ratings Pty Ltd.

Disclaimer.

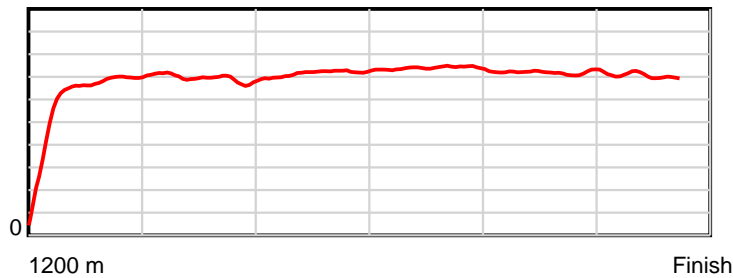
Tasracing Pty Ltd and Thoroughbred Ratings Pty Ltd accepts no responsibility for the completeness or accuracy of any of the information contained herein, and makes no representations about its suitability for any particular purpose. Users should make their own judgements about those matters and/or seek independent advice. You assume all risks associated with use of the data provided on this page.

Race Results

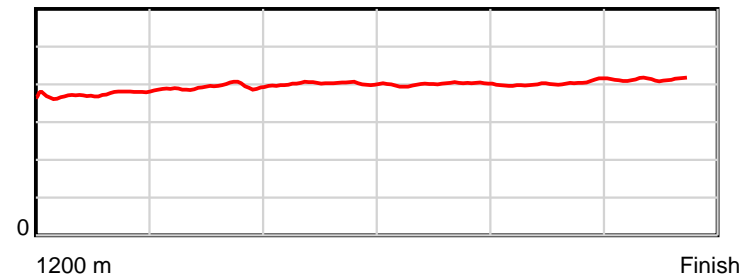
December 04, 2013, Race 5, 3Y-SWP, Distance 1200m, Mowbray - Offset 5m

Result	TAB no.	Horse (Barrier)	1200 to	1000m to	800m to	600m to	400m to	200m to	Total or	Margin
1st	4	Quest Master (10)	1000m	800m	600m	400m	200m	WP	Average	
		Position in running (margin)	-	4(2.2)	3(1.9)	3(0.8)	3(0.6)	1(0.0)		0.00
		Sectional time (s)	15.59	10.74	10.73	11.10	11.66			
		Cumulative time (s)	70.55	54.96	44.22	33.49	22.77	11.66	1:10.54	
		Speed (m/s)	12.83	18.62	18.64	18.64	18.02	17.15	17.01	
		Stride length (m)	5.10	7.29	7.45	7.46	7.20	7.09	6.81	
		Stride duration (s)	0.374	0.391	0.399	0.400	0.400	0.413	0.400	
		Stride efficiency (%)	40.59	82.97	86.71	86.91	81.10	78.47	72.36	
		Stride count	39.24	27.45	26.85	26.82	27.76	28.22	176.34	

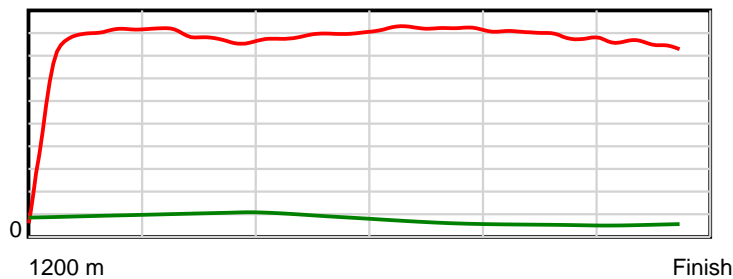
10 m Stride length



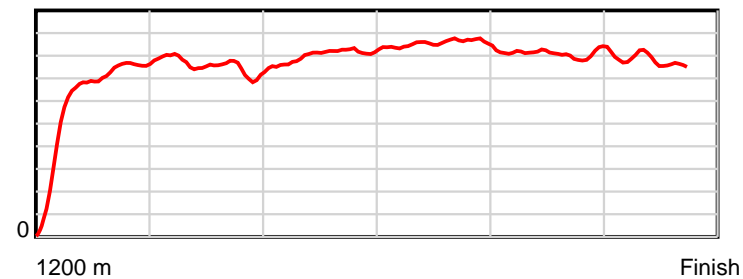
0.6 s Stride duration



20 m/sec Speed



100 % Stride efficiency



Note: Horizontal distance axis grid lines are 200m furlongs.

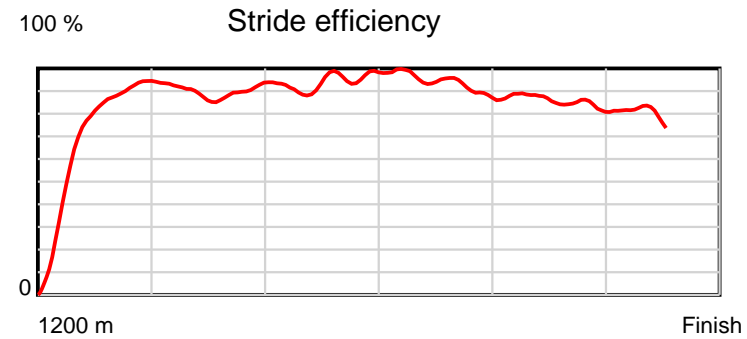
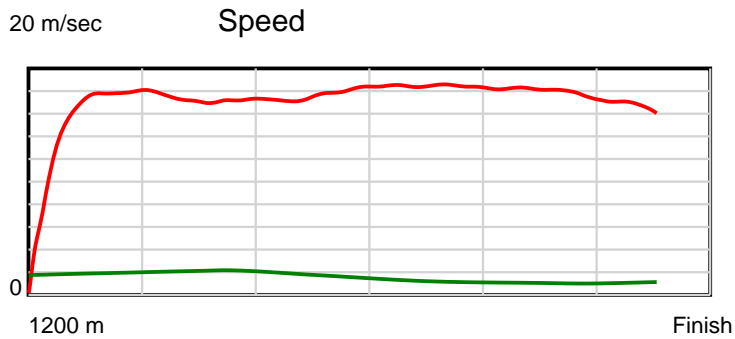
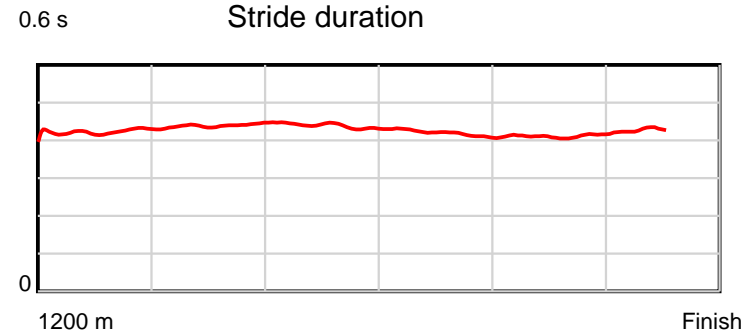
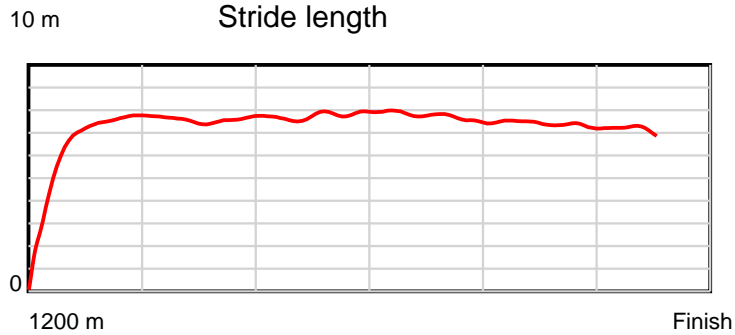
Disclaimer.

Tasracing Pty Ltd and Thoroughbred Ratings Pty Ltd accepts no responsibility for the completeness or accuracy of any of the information contained herein, and makes no representations about its suitability for any particular purpose. Users should make their own judgements about those matters and/or seek independent advice. You assume all risks associated with use of the data provided on this page.

Race Results

December 04, 2013, Race 5, 3Y-SWP, Distance 1200m, Mowbray - Offset 5m

Result	TAB no.	Horse (Barrier)	1200 to	1000m to	800m to	600m to	400m to	200m to	Total or	Margin
2nd	3	Havana Stash (3)	1000m	800m	600m	400m	200m	WP	Average	
		Position in running (margin)	-	10(11.7)	6(3.1)	5(1.6)	4(1.1)	3(0.4)		0.20
		Sectional time (s)	17.16	9.36	10.65	10.68	11.09	11.65		
		Cumulative time (s)	70.59	53.43	44.07	33.42	22.74	11.65	1:10.59	
		Speed (m/s)	11.66	21.37	18.78	18.73	18.03	17.17	17.00	
		Stride length (m)	5.39	9.30	8.32	8.00	7.41	7.24	7.40	
		Stride duration (s)	0.436	0.435	0.443	0.427	0.411	0.422	0.435	
		Stride efficiency (%)	45.46	135.08	108.22	100.09	85.83	81.90	85.50	
		Stride count	37.08	21.51	24.03	24.99	26.99	27.63	162.23	



Note: Horizontal distance axis grid lines are 200m furlongs.

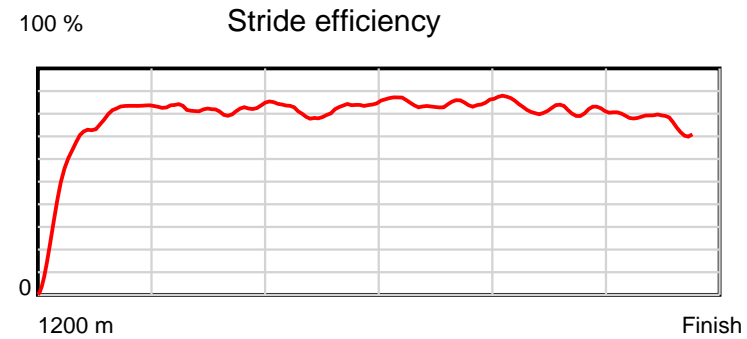
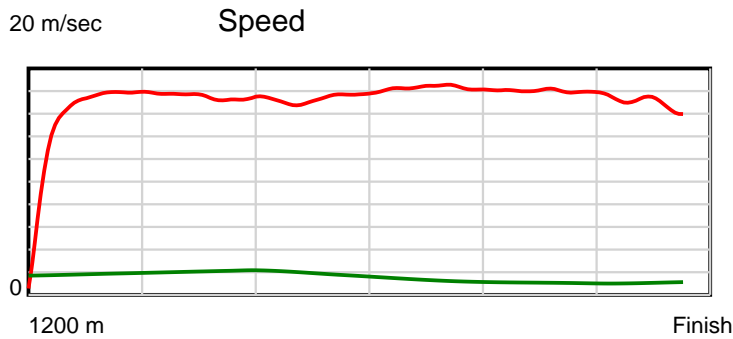
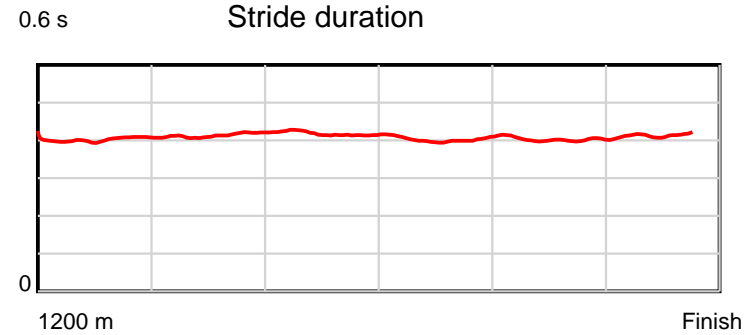
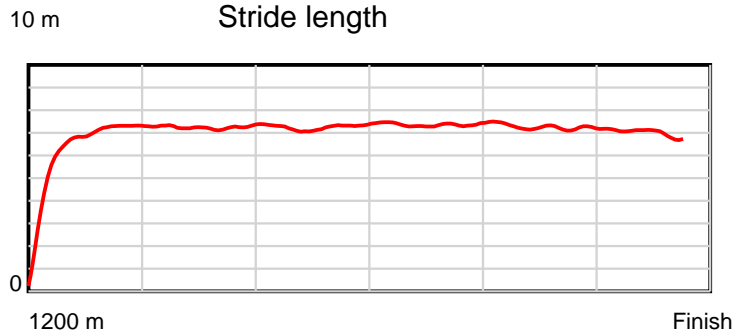
Disclaimer.

Tasracing Pty Ltd and Thoroughbred Ratings Pty Ltd accepts no responsibility for the completeness or accuracy of any of the information contained herein, and makes no representations about its suitability for any particular purpose. Users should make their own judgements about those matters and/or seek independent advice. You assume all risks associated with use of the data provided on this page.

Race Results

December 04, 2013, Race 5, 3Y-SWP, Distance 1200m, Mowbray - Offset 5m

Result	TAB no.	Horse (Barrier)	1200 to	1000m to	800m to	600m to	400m to	200m to	Total or	Margin
3rd	9	Geegees Velvet (5)	1000m	800m	600m	400m	200m	WP	Average	
		Position in running (margin)	-	9(5.2)	9(4.8)	8(3.4)	8(2.8)	5(1.7)		2.00
		Sectional time (s)	15.93	10.72	10.67	10.68	11.02	11.89		
		Cumulative time (s)	70.90	54.97	44.25	33.58	22.90	11.89	1:10.90	
		Speed (m/s)	12.55	18.66	18.74	18.73	18.15	16.82	16.92	
		Stride length (m)	5.45	7.69	7.84	7.55	7.32	6.92	7.02	
		Stride duration (s)	0.405	0.412	0.418	0.403	0.403	0.411	0.415	
		Stride efficiency (%)	46.37	92.34	96.16	89.08	83.72	74.89	77.01	
		Stride count	36.72	26.02	25.50	26.49	27.32	28.89	170.94	



Note: Horizontal distance axis grid lines are 200m furlongs.

Disclaimer.

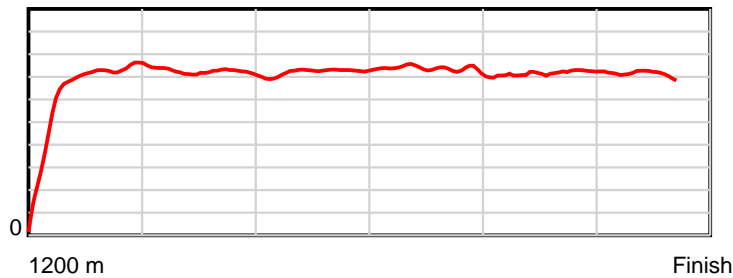
Tasracing Pty Ltd and Thoroughbred Ratings Pty Ltd accepts no responsibility for the completeness or accuracy of any of the information contained herein, and makes no representations about its suitability for any particular purpose. Users should make their own judgements about those matters and/or seek independent advice. You assume all risks associated with use of the data provided on this page.

Race Results

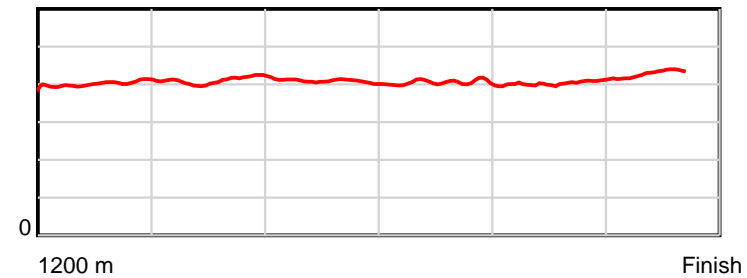
December 04, 2013, Race 5, 3Y-SWP, Distance 1200m, Mowbray - Offset 5m

Result	TAB no.	Horse (Barrier)	1200 to	1000m to	800m to	600m to	400m to	200m to	Total or	Margin
4th	2	Gee Gees Style (2)	1000m	800m	600m	400m	200m	WP	Average	
		Position in running (margin)	-	3(2.0)	4(2.0)	2(0.4)	1(0.0)	4(1.1)		3.80
		Sectional time (s)	15.71	10.80	10.64	10.70	11.37	12.01		
		Cumulative time (s)	71.23	55.52	44.72	34.08	23.38	12.01	1:11.23	
		Speed (m/s)	12.73	18.52	18.80	18.69	17.59	16.65	16.85	
		Stride length (m)	5.41	7.53	7.75	7.53	7.02	7.06	6.95	
		Stride duration (s)	0.394	0.407	0.412	0.403	0.399	0.424	0.412	
		Stride efficiency (%)	45.66	88.72	93.89	88.68	76.95	77.94	75.44	
		Stride count	37.00	26.54	25.80	26.55	28.50	28.32	172.71	

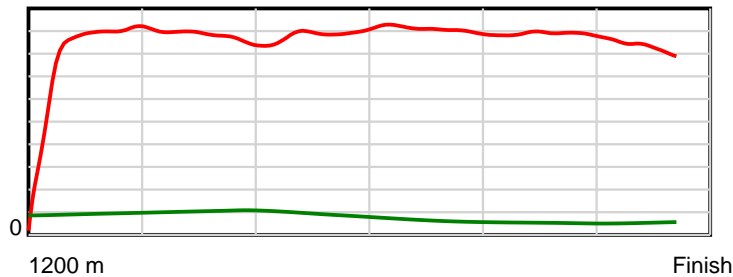
10 m Stride length



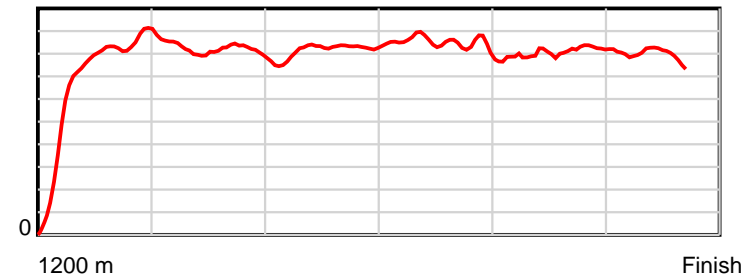
0.6 s Stride duration



20 m/sec Speed



100 % Stride efficiency



Note: Horizontal distance axis grid lines are 200m furlongs.

Disclaimer.

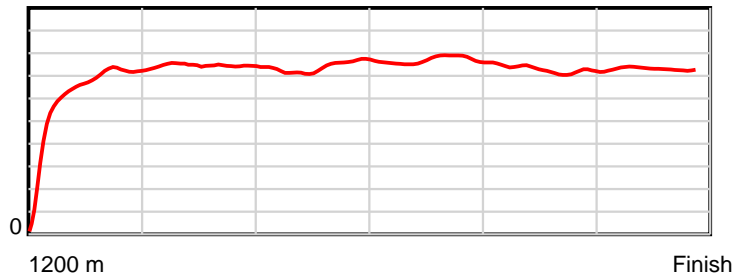
Tasracing Pty Ltd and Thoroughbred Ratings Pty Ltd accepts no responsibility for the completeness or accuracy of any of the information contained herein, and makes no representations about its suitability for any particular purpose. Users should make their own judgements about those matters and/or seek independent advice. You assume all risks associated with use of the data provided on this page.

Race Results

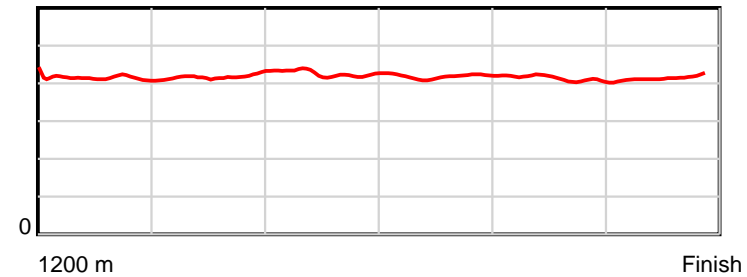
December 04, 2013, Race 5, 3Y-SWP, Distance 1200m, Mowbray - Offset 5m

Result	TAB no.	Horse (Barrier)	1200 to	1000m to	800m to	600m to	400m to	200m to	Total or	Margin
5th	1	Inner Warrior (6)	1000m	800m	600m	400m	200m	WP	Average	
		Position in running (margin)	-	8(4.7)	8(4.3)	9(3.4)	9(2.9)	9(4.7)		4.00
		Sectional time (s)	16.21	10.72	10.75	10.69	11.50	11.38		
		Cumulative time (s)	71.26	55.05	44.33	33.57	22.88	11.38	1:11.26	
		Speed (m/s)	12.34	18.66	18.60	18.71	17.39	17.57	16.84	
		Stride length (m)	5.55	7.78	7.93	7.83	7.21	7.28	7.15	
		Stride duration (s)	0.416	0.417	0.426	0.419	0.414	0.414	0.425	
		Stride efficiency (%)	48.06	94.47	98.28	95.91	81.18	82.78	79.95	
		Stride count	36.07	25.72	25.22	25.53	27.75	27.48	167.77	

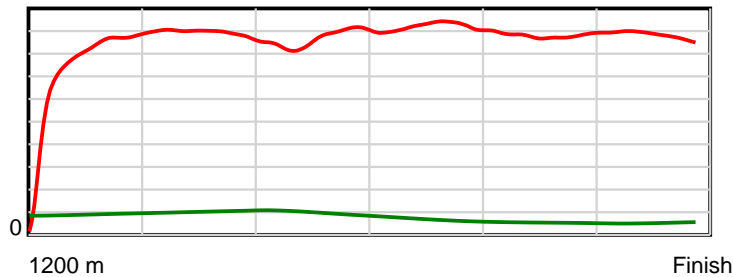
10 m Stride length



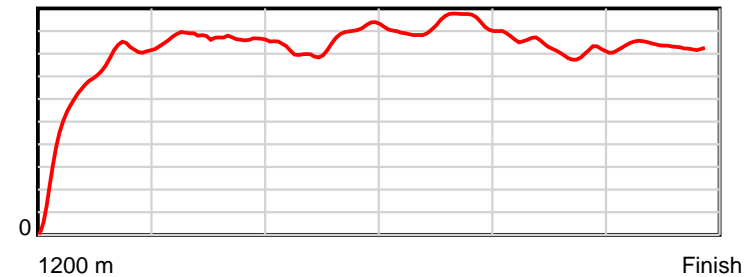
0.6 s Stride duration



20 m/sec Speed



100 % Stride efficiency



Note: Horizontal distance axis grid lines are 200m furlongs.

Disclaimer.

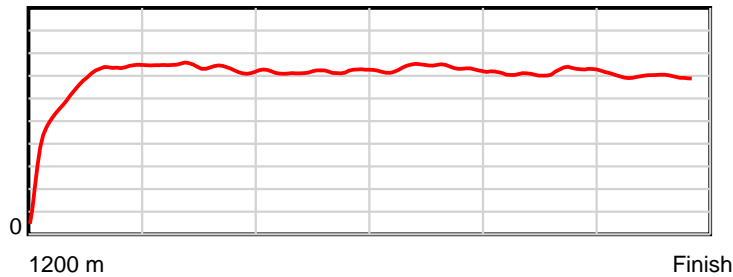
Tasracing Pty Ltd and Thoroughbred Ratings Pty Ltd accepts no responsibility for the completeness or accuracy of any of the information contained herein, and makes no representations about its suitability for any particular purpose. Users should make their own judgements about those matters and/or seek independent advice. You assume all risks associated with use of the data provided on this page.

Race Results

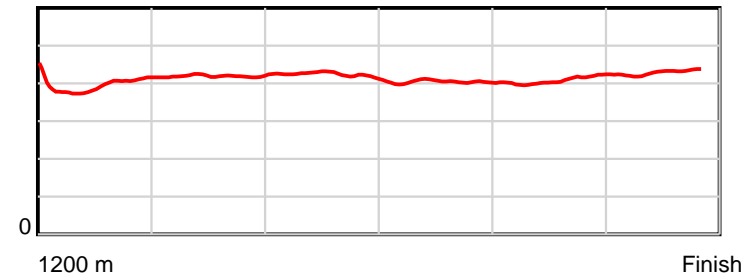
December 04, 2013, Race 5, 3Y-SWP, Distance 1200m, Mowbray - Offset 5m

Result	TAB no.	Horse (Barrier)	1200 to	1000m to	800m to	600m to	400m to	200m to	Total or	Margin
5th	7	Vigilante (8)	1000m	800m	600m	400m	200m	WP	Average	
		Position in running (margin)	-	1(0.0)	1(0.0)	1(0.0)	2(0.1)	2(0.1)		4.00
		Sectional time (s)	15.29	10.79	10.91	10.79	11.20	12.29		
		Cumulative time (s)	71.26	55.97	45.19	34.28	23.48	12.29	1:11.26	
		Speed (m/s)	13.08	18.54	18.33	18.54	17.86	16.27	16.84	
		Stride length (m)	5.64	7.77	7.78	7.49	7.25	6.98	7.06	
		Stride duration (s)	0.402	0.419	0.424	0.404	0.406	0.429	0.419	
		Stride efficiency (%)	49.63	94.33	94.55	87.78	82.05	76.09	77.96	
		Stride count	35.49	25.74	25.71	26.69	27.60	28.66	169.89	

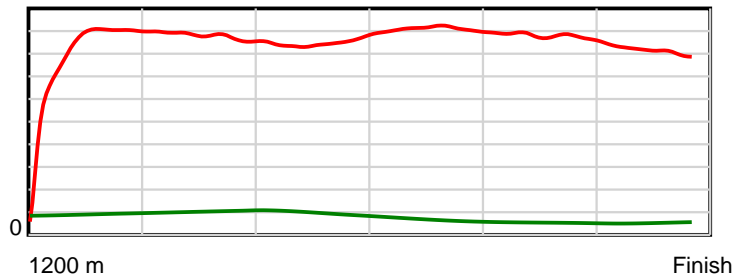
10 m Stride length



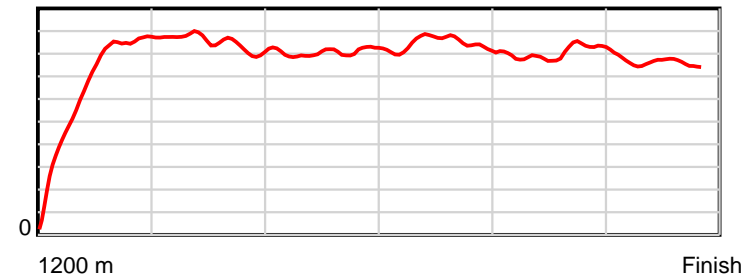
0.6 s Stride duration



20 m/sec Speed



100 % Stride efficiency



Note: Horizontal distance axis grid lines are 200m furlongs.

Disclaimer.

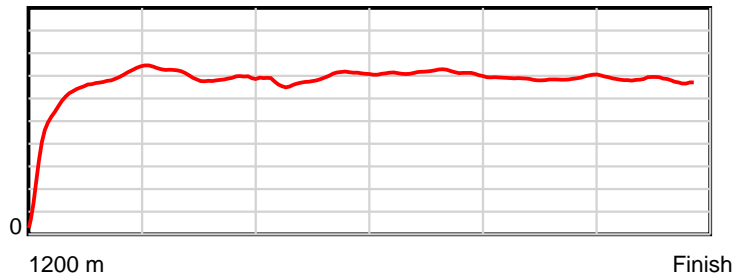
Tasracing Pty Ltd and Thoroughbred Ratings Pty Ltd accepts no responsibility for the completeness or accuracy of any of the information contained herein, and makes no representations about its suitability for any particular purpose. Users should make their own judgements about those matters and/or seek independent advice. You assume all risks associated with use of the data provided on this page.

Race Results

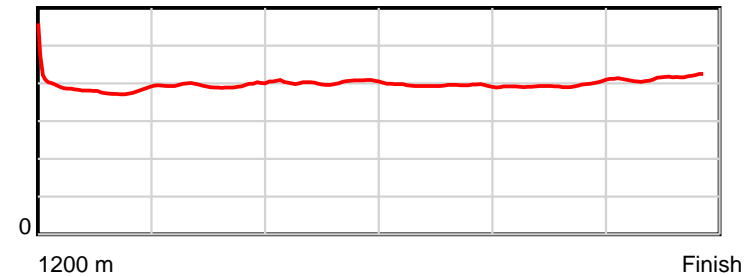
December 04, 2013, Race 5, 3Y-SWP, Distance 1200m, Mowbray - Offset 5m

Result	TAB no.	Horse (Barrier)	1200 to	1000m to	800m to	600m to	400m to	200m to	Total or	Margin
7th	8	Bernaurd (1)	1000m	800m	600m	400m	200m	WP	Average	
		Position in running (margin)	-	2(0.5)	2(1.5)	4(1.4)	5(2.3)	6(2.2)		4.50
		Sectional time (s)	15.32	10.95	10.90	10.91	11.18	12.09		
		Cumulative time (s)	71.35	56.03	45.08	34.18	23.27	12.09	1:11.34	
		Speed (m/s)	13.05	18.26	18.35	18.33	17.89	16.54	16.82	
		Stride length (m)	5.52	7.20	7.39	7.25	7.02	6.86	6.81	
		Stride duration (s)	0.396	0.394	0.402	0.395	0.393	0.414	0.405	
		Stride efficiency (%)	47.61	80.99	85.26	82.08	77.07	73.44	72.36	
		Stride count	36.23	27.78	27.08	27.60	28.48	29.17	176.34	

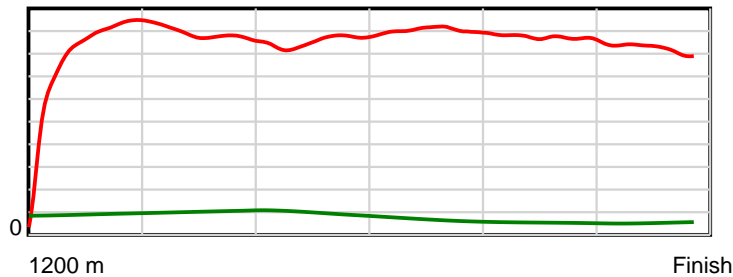
10 m Stride length



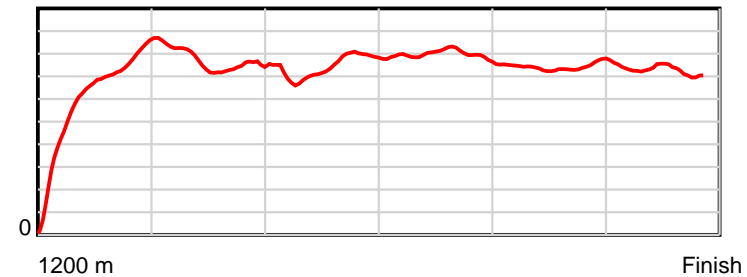
0.6 s Stride duration



20 m/sec Speed



100 % Stride efficiency



Note: Horizontal distance axis grid lines are 200m furlongs.

Disclaimer.

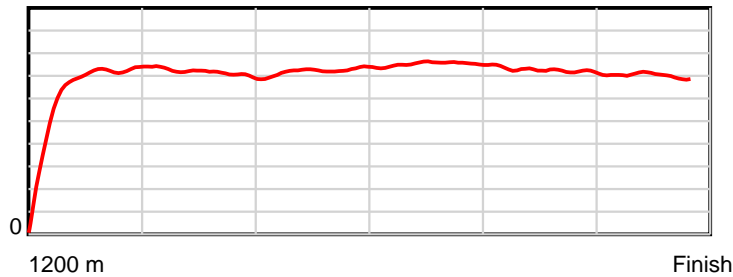
Tasracing Pty Ltd and Thoroughbred Ratings Pty Ltd accepts no responsibility for the completeness or accuracy of any of the information contained herein, and makes no representations about its suitability for any particular purpose. Users should make their own judgements about those matters and/or seek independent advice. You assume all risks associated with use of the data provided on this page.

Race Results

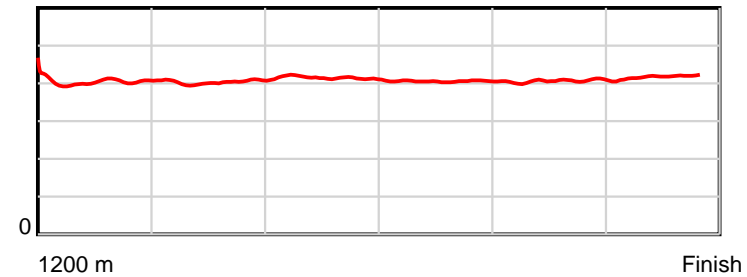
December 04, 2013, Race 5, 3Y-SWP, Distance 1200m, Mowbray - Offset 5m

Result	TAB no.	Horse (Barrier)	1200 to	1000m to	800m to	600m to	400m to	200m to	Total or	Margin
8th	5	Frolicked (7)	1000m	800m	600m	400m	200m	WP	Average	
		Position in running (margin)	-	5(3.0)	7(3.3)	7(3.3)	7(2.7)	8(4.6)		6.50
		Sectional time (s)	15.93	10.83	10.92	10.66	11.52	11.86		
		Cumulative time (s)	71.72	55.79	44.97	34.05	23.38	11.86	1:11.72	
		Speed (m/s)	12.56	18.47	18.32	18.76	17.36	16.86	16.73	
		Stride length (m)	5.61	7.45	7.59	7.61	7.04	7.03	6.98	
		Stride duration (s)	0.415	0.403	0.414	0.406	0.405	0.417	0.417	
		Stride efficiency (%)	49.14	86.74	89.97	90.58	77.39	77.12	76.04	
		Stride count	35.66	26.84	26.36	26.27	28.42	28.47	172.02	

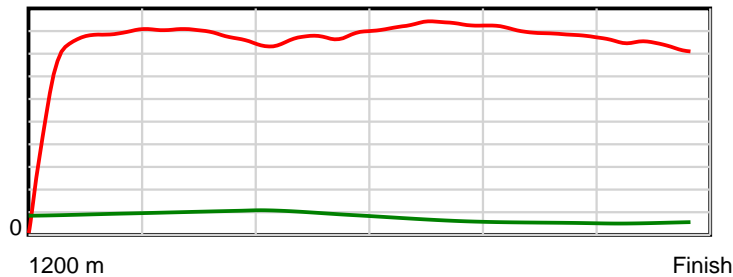
10 m Stride length



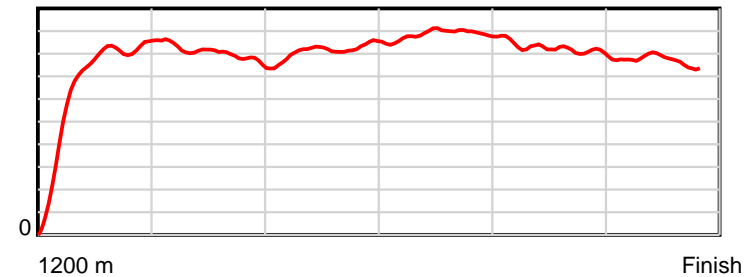
0.6 s Stride duration



20 m/sec Speed



100 % Stride efficiency



Note: Horizontal distance axis grid lines are 200m furlongs.

Disclaimer.

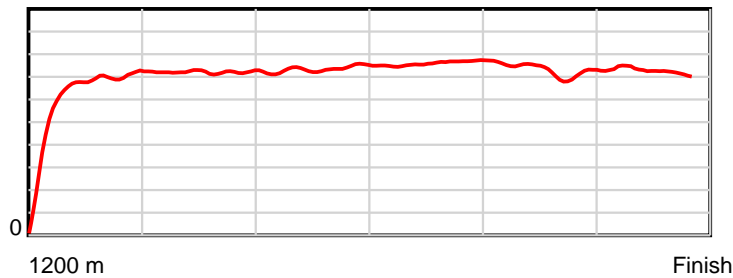
Tasracing Pty Ltd and Thoroughbred Ratings Pty Ltd accepts no responsibility for the completeness or accuracy of any of the information contained herein, and makes no representations about its suitability for any particular purpose. Users should make their own judgements about those matters and/or seek independent advice. You assume all risks associated with use of the data provided on this page.

Race Results

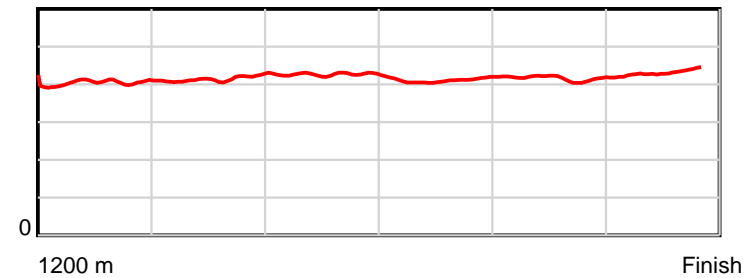
December 04, 2013, Race 5, 3Y-SWP, Distance 1200m, Mowbray - Offset 5m

Result	TAB no.	Horse (Barrier)	1200 to	1000m to	800m to	600m to	400m to	200m to	Total or	Margin
9th	10	Geegees Hot Hu... (4)	1000m	800m	600m	400m	200m	WP	Average	
		Position in running (margin)	-	6(3.5)	10(5.1)	10(4.0)	10(2.9)	7(4.1)		6.80
		Sectional time (s)	16.03	11.06	10.72	10.59	11.39	11.97		
		Cumulative time (s)	71.77	55.74	44.67	33.96	23.36	11.97	1:11.76	
		Speed (m/s)	12.48	18.08	18.66	18.89	17.56	16.71	16.72	
		Stride length (m)	5.41	7.49	7.96	7.75	7.31	7.19	7.07	
		Stride duration (s)	0.404	0.414	0.426	0.411	0.416	0.430	0.423	
		Stride efficiency (%)	45.76	87.59	98.99	93.91	83.51	80.69	78.06	
		Stride count	36.96	26.71	25.13	25.80	27.36	27.83	169.79	

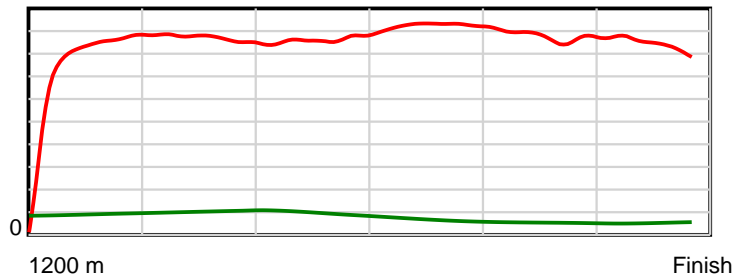
10 m Stride length



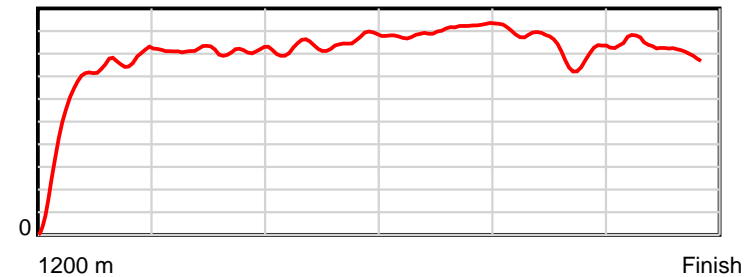
0.6 s Stride duration



20 m/sec Speed



100 % Stride efficiency



Note: Horizontal distance axis grid lines are 200m furlongs.

Disclaimer.

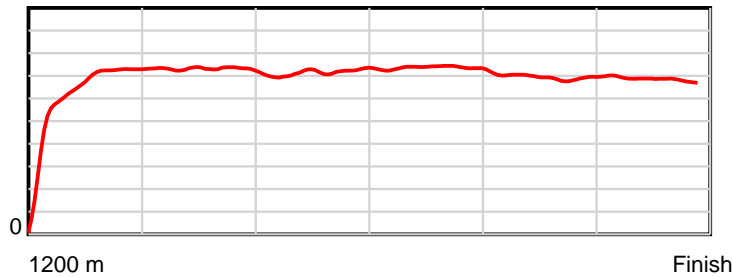
Tasracing Pty Ltd and Thoroughbred Ratings Pty Ltd accepts no responsibility for the completeness or accuracy of any of the information contained herein, and makes no representations about its suitability for any particular purpose. Users should make their own judgements about those matters and/or seek independent advice. You assume all risks associated with use of the data provided on this page.

Race Results

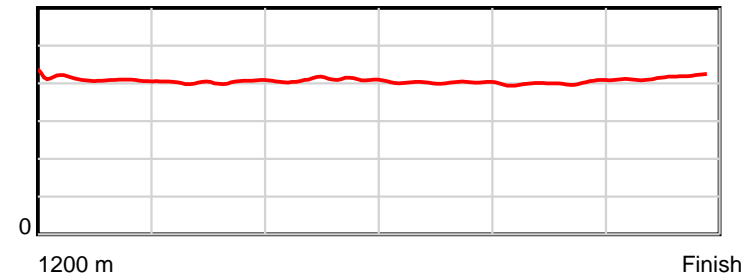
December 04, 2013, Race 5, 3Y-SWP, Distance 1200m, Mowbray - Offset 5m

Result	TAB no.	Horse (Barrier)	1200 to	1000m to	800m to	600m to	400m to	200m to	Total or	Margin
10th	6	Sir Joey (9)	1000m	800m	600m	400m	200m	WP	Average	
		Position in running (margin)	-	7(4.4)	5(2.8)	6(2.7)	6(2.4)	10(6.0)		9.10
		Sectional time (s)	16.19	10.52	10.89	10.71	11.81	12.06		
		Cumulative time (s)	72.19	56.00	45.47	34.58	23.87	12.06	1:12.18	
		Speed (m/s)	12.35	19.01	18.37	18.67	16.93	16.58	16.62	
		Stride length (m)	5.51	7.66	7.52	7.51	6.78	6.90	6.89	
		Stride duration (s)	0.412	0.403	0.409	0.402	0.400	0.416	0.415	
		Stride efficiency (%)	47.44	91.60	88.32	88.06	71.88	74.35	74.20	
		Stride count	36.30	26.12	26.60	26.64	29.49	28.99	174.14	

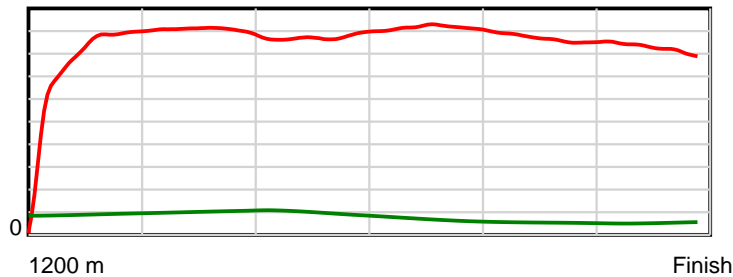
10 m Stride length



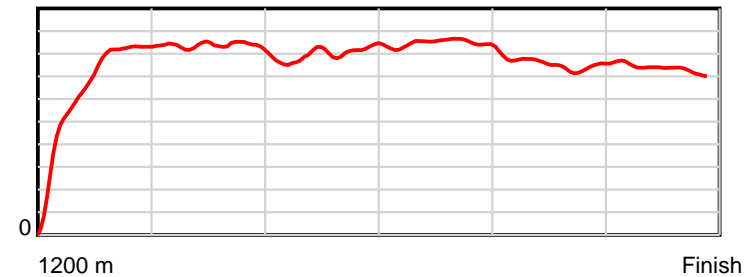
0.6 s Stride duration



20 m/sec Speed



100 % Stride efficiency



Note: Horizontal distance axis grid lines are 200m furlongs.

Disclaimer.

Tasracing Pty Ltd and Thoroughbred Ratings Pty Ltd accepts no responsibility for the completeness or accuracy of any of the information contained herein, and makes no representations about its suitability for any particular purpose. Users should make their own judgements about those matters and/or seek independent advice. You assume all risks associated with use of the data provided on this page.