



Race Results

Devonport Racing Club, Devonport Synthetic, December 08, 2013

Compilation date: December 9, 2013, 10:48:33 AM (EST)

Copyright © 2013 Tasracing Pty Ltd. All rights reserved.

Trademarks.

StrideMASTER is a registered trademark of Thoroughbred Ratings Pty Ltd.

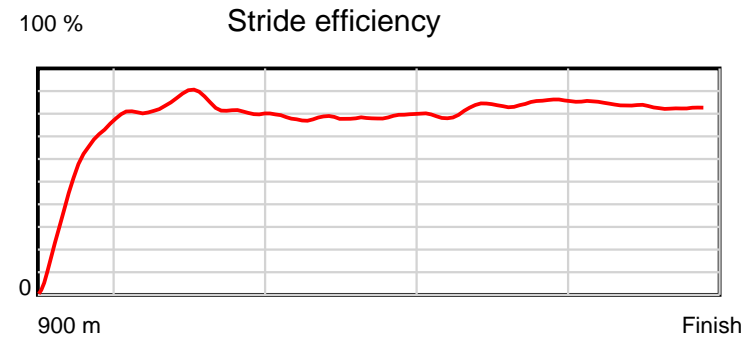
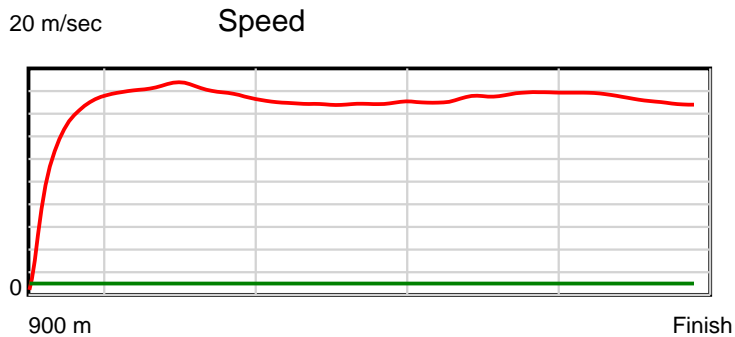
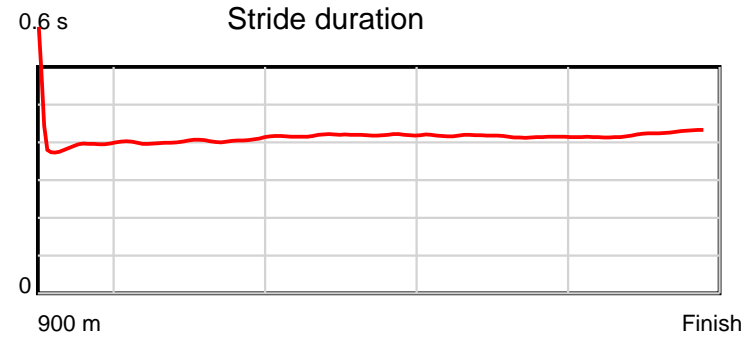
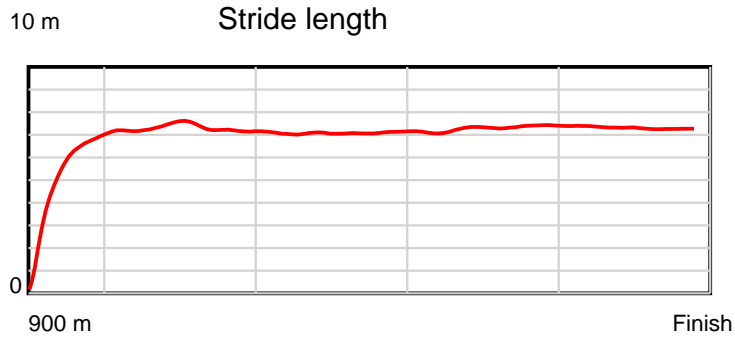
Disclaimer.

Tasracing Pty Ltd and Thoroughbred Ratings Pty Ltd accepts no responsibility for the completeness or accuracy of any of the information contained herein, and makes no representations about its suitability for any particular purpose. Users should make their own judgements about those matters and/or seek independent advice. You assume all risks associated with use of the data provided on this page.

Race Results

December 08, 2013, Race 2, MDN-SW, Distance 900m, Spreyton - Offset 0m

Result	TAB no.	Horse (Barrier)	900 to	800m to	600m to	400m to	200m to	Total or	Margin
1st	5	Just Mouse (4)	800m	600m	400m	200m	WP	Average	
		Position in running (margin)	-	3(1.0)	2(1.1)	2(0.5)	1(0.0)		0.00
		Sectional time (s)	8.38	10.82	11.68	11.32	11.58		
		Cumulative time (s)	53.78	45.40	34.57	22.90	11.58	0:53.78	
		Speed (m/s)	11.93	18.48	17.12	17.67	17.27	16.73	
		Stride length (m)	5.13	7.45	7.17	7.36	7.30	6.99	
		Stride duration (s)	0.423	0.403	0.418	0.416	0.423	0.418	
		Stride efficiency (%)	41.09	86.83	80.30	84.63	83.27	76.29	
		Stride count	19.50	26.83	27.90	27.18	27.40	128.81	



Note: Horizontal distance axis grid lines are 200m furlongs.

Disclaimer.

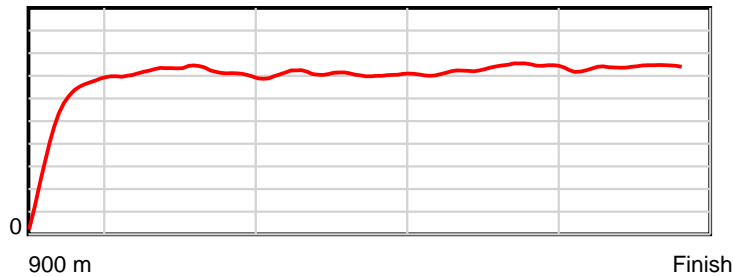
Tasracing Pty Ltd and Thoroughbred Ratings Pty Ltd accepts no responsibility for the completeness or accuracy of any of the information contained herein, and makes no representations about its suitability for any particular purpose. Users should make their own judgements about those matters and/or seek independent advice. You assume all risks associated with use of the data provided on this page.

Race Results

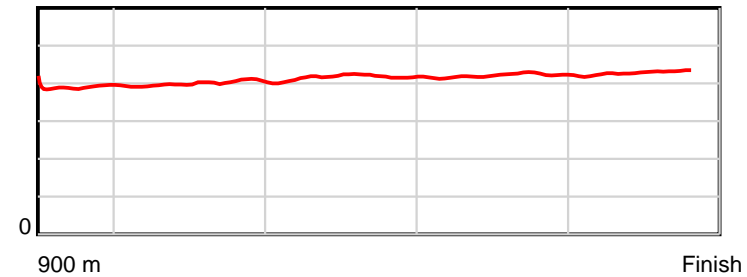
December 08, 2013, Race 2, MDN-SW, Distance 900m, Spreyton - Offset 0m

Result	TAB no.	Horse (Barrier)	900 to	800m to	600m to	400m to	200m to	Total or	Margin
2nd	1	Classic Outlaw (5)	800m	600m	400m	200m	WP	Average	
		Position in running (margin)	-	7(3.6)	5(2.4)	3(2.2)	3(1.8)		1.50
		Sectional time (s)	8.88	10.63	11.73	11.34	11.47		
		Cumulative time (s)	54.05	45.17	34.54	22.81	11.47	0:54.05	
		Speed (m/s)	11.26	18.81	17.05	17.64	17.44	16.65	
		Stride length (m)	4.54	7.51	7.06	7.40	7.45	6.88	
		Stride duration (s)	0.397	0.399	0.414	0.420	0.427	0.413	
		Stride efficiency (%)	32.28	88.11	77.91	85.58	86.80	73.96	
		Stride count	22.00	26.63	28.32	27.03	26.84	130.82	

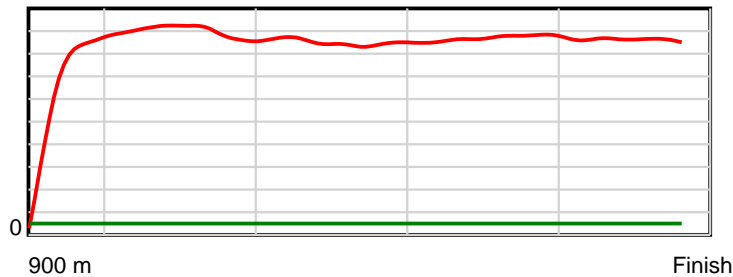
10 m Stride length



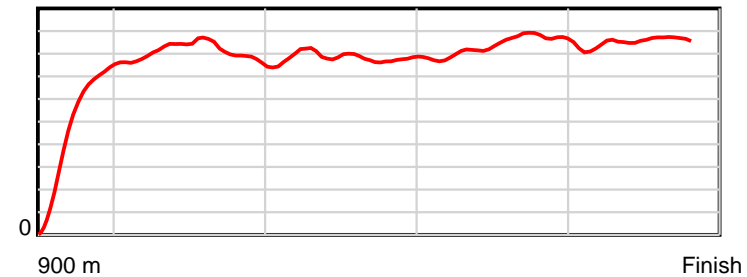
0.6 s Stride duration



20 m/sec Speed



100 % Stride efficiency



Note: Horizontal distance axis grid lines are 200m furlongs.

Disclaimer.

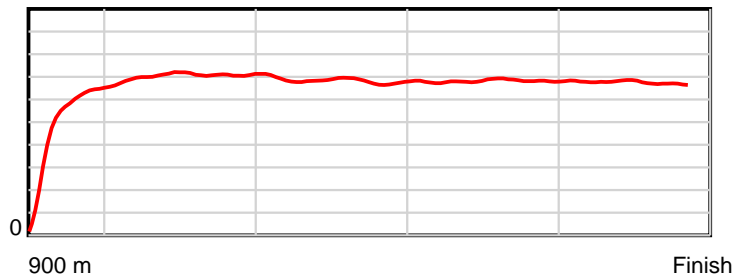
Tasracing Pty Ltd and Thoroughbred Ratings Pty Ltd accepts no responsibility for the completeness or accuracy of any of the information contained herein, and makes no representations about its suitability for any particular purpose. Users should make their own judgements about those matters and/or seek independent advice. You assume all risks associated with use of the data provided on this page.

Race Results

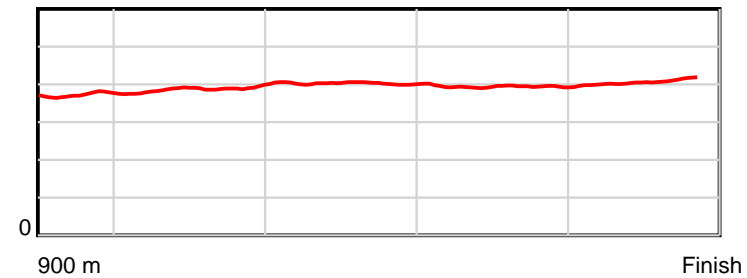
December 08, 2013, Race 2, MDN-SW, Distance 900m, Spreyton - Offset 0m

Result	TAB no.	Horse (Barrier)	900 to	800m to	600m to	400m to	200m to	Total or	Margin
3rd	3	It's Flash AI (1)	800m	600m	400m	200m	WP	Average	
		Position in running (margin)	-	5(1.5)	1(0.0)	1(0.0)	2(0.0)		1.60
		Sectional time (s)	8.35	10.57	11.77	11.40	11.97		
		Cumulative time (s)	54.07	45.72	35.15	23.37	11.97	0:54.07	
		Speed (m/s)	11.98	18.92	16.99	17.54	16.71	16.65	
		Stride length (m)	4.41	7.28	6.83	6.92	6.78	6.53	
		Stride duration (s)	0.370	0.385	0.402	0.394	0.406	0.392	
		Stride efficiency (%)	30.37	82.73	72.96	74.82	71.86	66.63	
		Stride count	22.68	27.49	29.27	28.90	29.49	137.83	

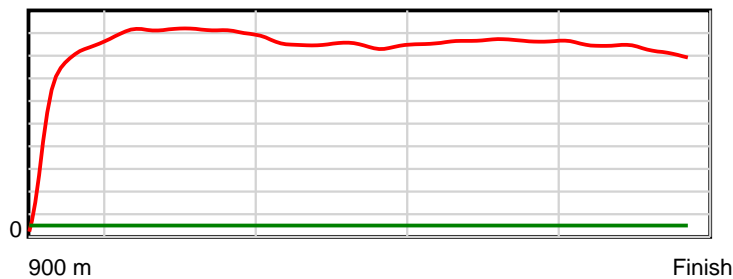
10 m Stride length



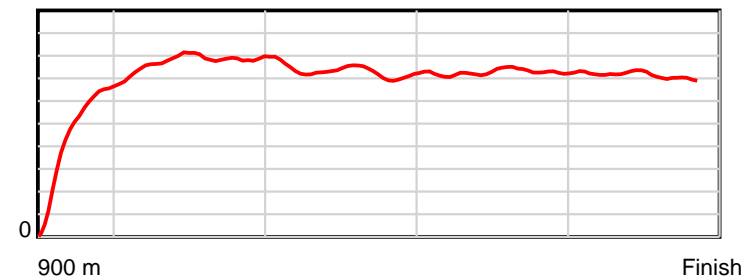
0.6 s Stride duration



20 m/sec Speed



100 % Stride efficiency



Note: Horizontal distance axis grid lines are 200m furlongs.

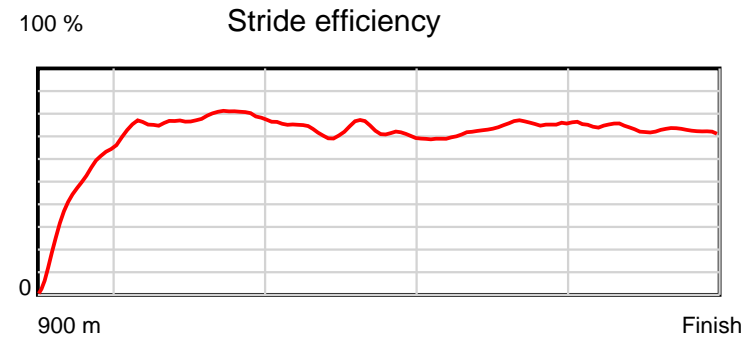
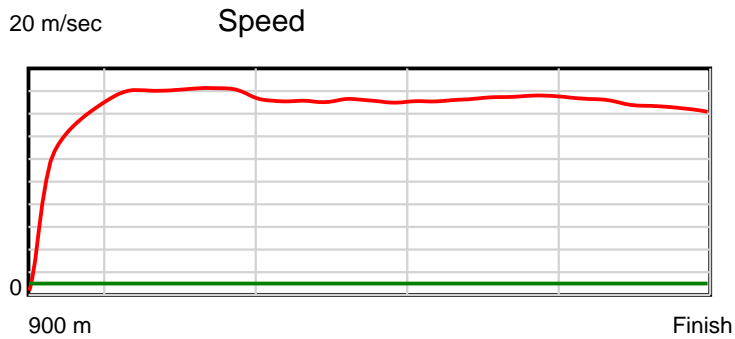
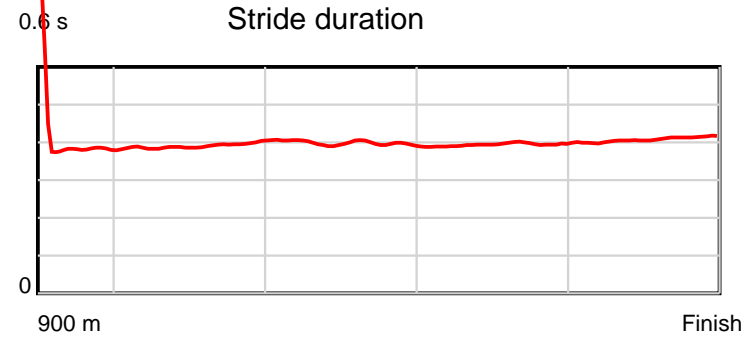
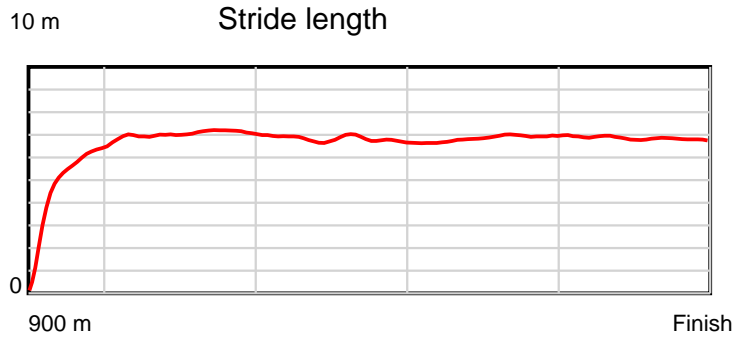
Disclaimer.

Tasracing Pty Ltd and Thoroughbred Ratings Pty Ltd accepts no responsibility for the completeness or accuracy of any of the information contained herein, and makes no representations about its suitability for any particular purpose. Users should make their own judgements about those matters and/or seek independent advice. You assume all risks associated with use of the data provided on this page.

Race Results

December 08, 2013, Race 2, MDN-SW, Distance 900m, Spreyton - Offset 0m

Result	TAB no.	Horse (Barrier)	900 to	800m to	600m to	400m to	200m to	Total or	Margin
4th	7	Novanus (6)	800m	600m	400m	200m	WP	Average	
		Position in running (margin)	-	1(0.0)	3(1.8)	5(3.0)	4(3.0)		4.40
		Sectional time (s)	8.21	11.11	11.97	11.40	11.88		
		Cumulative time (s)	54.58	46.37	35.25	23.28	11.88	0:54.58	
		Speed (m/s)	12.18	18.00	16.71	17.54	16.84	16.49	
		Stride length (m)	5.07	7.04	6.64	6.92	6.87	6.60	
		Stride duration (s)	0.417	0.391	0.397	0.395	0.408	0.400	
		Stride efficiency (%)	40.11	77.50	68.86	74.86	73.72	68.14	
		Stride count	19.74	28.40	30.13	28.90	29.12	136.29	



Note: Horizontal distance axis grid lines are 200m furlongs.

Disclaimer.

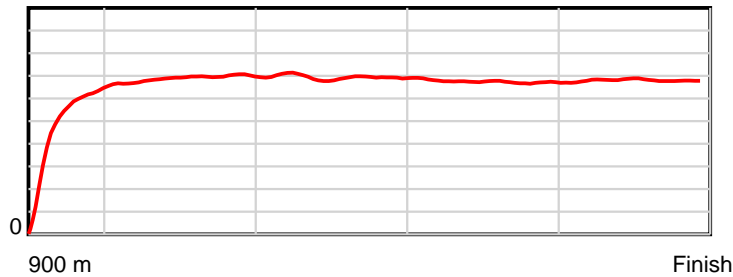
Tasracing Pty Ltd and Thoroughbred Ratings Pty Ltd accepts no responsibility for the completeness or accuracy of any of the information contained herein, and makes no representations about its suitability for any particular purpose. Users should make their own judgements about those matters and/or seek independent advice. You assume all risks associated with use of the data provided on this page.

Race Results

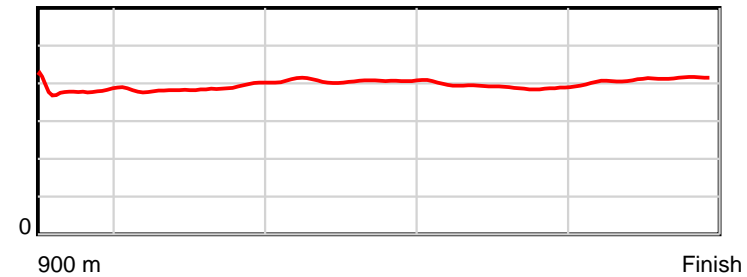
December 08, 2013, Race 2, MDN-SW, Distance 900m, Spreyton - Offset 0m

Result	TAB no.	Horse (Barrier)	900 to	800m to	600m to	400m to	200m to	Total or	Margin
5th	8	Spirit of Nia (7)	800m	600m	400m	200m	WP	Average	
		Position in running (margin)	-	4(1.1)	6(3.1)	6(3.3)	6(4.2)		6.00
		Sectional time (s)	8.47	11.15	11.82	11.55	11.90		
		Cumulative time (s)	54.88	46.41	35.26	23.44	11.90	0:54.88	
		Speed (m/s)	11.81	17.94	16.92	17.32	16.81	16.40	
		Stride length (m)	4.53	6.94	6.88	6.78	6.90	6.50	
		Stride duration (s)	0.380	0.387	0.407	0.391	0.410	0.396	
		Stride efficiency (%)	32.06	75.19	73.99	71.83	74.31	66.00	
		Stride count	22.08	28.83	29.07	29.50	29.00	138.48	

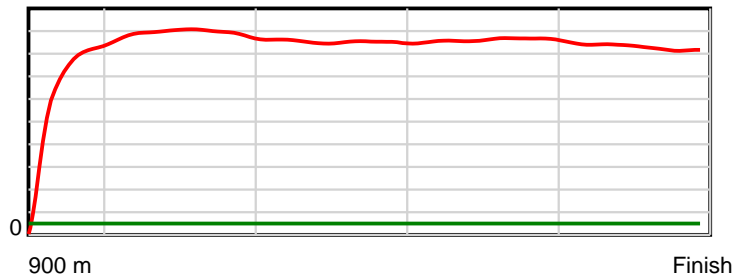
10 m Stride length



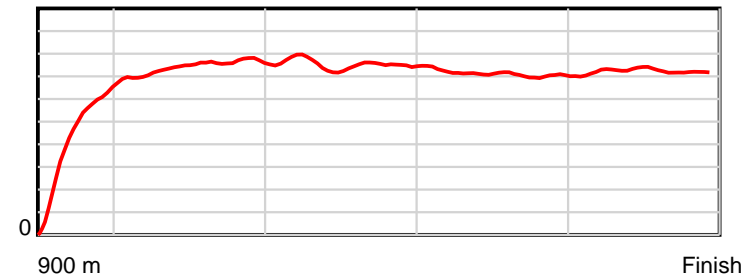
0.6 s Stride duration



20 m/sec Speed



100 % Stride efficiency



Note: Horizontal distance axis grid lines are 200m furlongs.

Disclaimer.

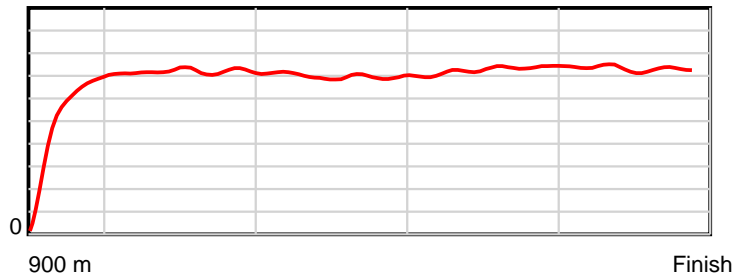
Tasracing Pty Ltd and Thoroughbred Ratings Pty Ltd accepts no responsibility for the completeness or accuracy of any of the information contained herein, and makes no representations about its suitability for any particular purpose. Users should make their own judgements about those matters and/or seek independent advice. You assume all risks associated with use of the data provided on this page.

Race Results

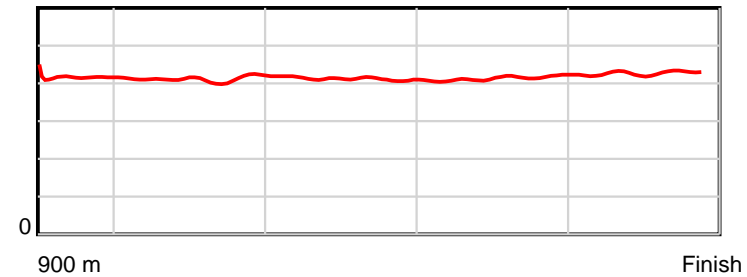
December 08, 2013, Race 2, MDN-SW, Distance 900m, Spreyton - Offset 0m

Result	TAB no.	Horse (Barrier)	900 to	800m to	600m to	400m to	200m to	Total or	Margin
6th	6	Nicole's Quest (2)	800m	600m	400m	200m	WP	Average	
		Position in running (margin)	-	8(6.9)	8(8.4)	8(9.3)	7(8.2)		8.20
		Sectional time (s)	9.47	11.07	11.93	11.22	11.61		
		Cumulative time (s)	55.29	45.82	34.75	22.82	11.61	0:55.29	
		Speed (m/s)	10.56	18.07	16.76	17.83	17.23	16.28	
		Stride length (m)	4.68	7.44	6.92	7.35	7.36	6.84	
		Stride duration (s)	0.429	0.411	0.413	0.412	0.427	0.420	
		Stride efficiency (%)	34.20	86.40	74.88	84.33	84.73	73.13	
		Stride count	21.38	26.90	28.89	27.23	27.16	131.56	

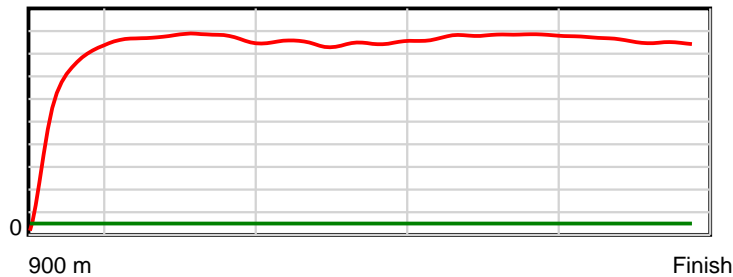
10 m Stride length



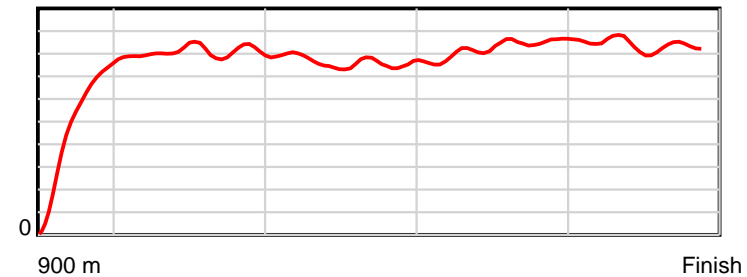
0.6 s Stride duration



20 m/sec Speed



100 % Stride efficiency



Note: Horizontal distance axis grid lines are 200m furlongs.

Disclaimer.

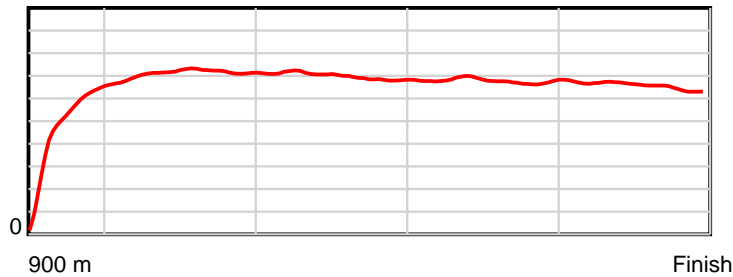
Tasracing Pty Ltd and Thoroughbred Ratings Pty Ltd accepts no responsibility for the completeness or accuracy of any of the information contained herein, and makes no representations about its suitability for any particular purpose. Users should make their own judgements about those matters and/or seek independent advice. You assume all risks associated with use of the data provided on this page.

Race Results

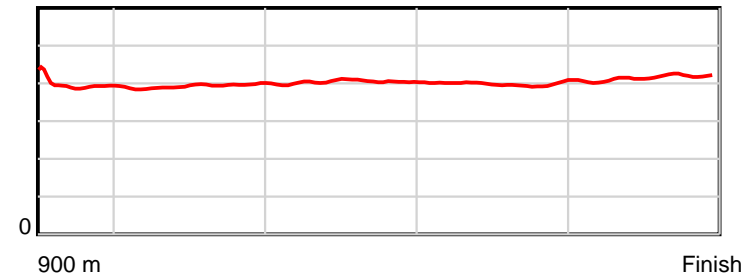
December 08, 2013, Race 2, MDN-SW, Distance 900m, Spreyton - Offset 0m

Result	TAB no.	Horse (Barrier)	900 to	800m to	600m to	400m to	200m to	Total or	Margin
7th	4	Tyrekicker (8)	800m	600m	400m	200m	WP	Average	
		Position in running (margin)	-	2(0.1)	4(1.8)	4(2.7)	5(4.2)		9.60
		Sectional time (s)	8.37	11.10	11.92	11.66	12.51		
		Cumulative time (s)	55.56	47.19	36.09	24.17	12.51	0:55.56	
		Speed (m/s)	11.95	18.02	16.78	17.15	15.99	16.20	
		Stride length (m)	4.88	7.08	6.76	6.85	6.64	6.54	
		Stride duration (s)	0.405	0.393	0.403	0.399	0.415	0.403	
		Stride efficiency (%)	37.15	78.27	71.41	73.28	68.90	66.76	
		Stride count	20.51	28.26	29.59	29.21	30.12	137.69	

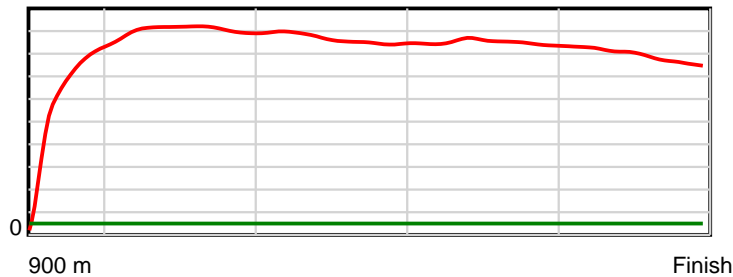
10 m Stride length



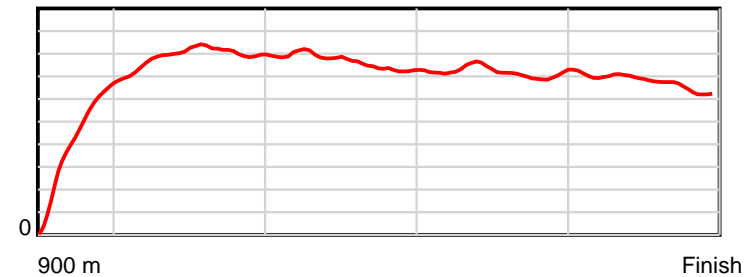
0.6 s Stride duration



20 m/sec Speed



100 % Stride efficiency



Note: Horizontal distance axis grid lines are 200m furlongs.

Disclaimer.

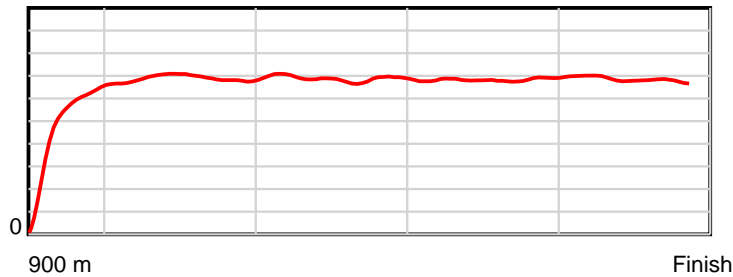
Tasracing Pty Ltd and Thoroughbred Ratings Pty Ltd accepts no responsibility for the completeness or accuracy of any of the information contained herein, and makes no representations about its suitability for any particular purpose. Users should make their own judgements about those matters and/or seek independent advice. You assume all risks associated with use of the data provided on this page.

Race Results

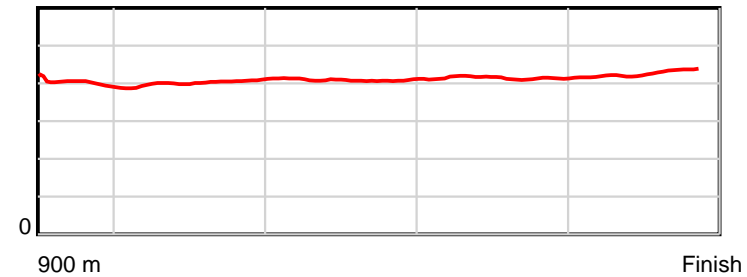
December 08, 2013, Race 2, MDN-SW, Distance 900m, Spreyton - Offset 0m

Result	TAB no.	Horse (Barrier)	900 to	800m to	600m to	400m to	200m to	Total or	Margin
8th	2	Please Mr Post... (3)	800m	600m	400m	200m	WP	Average	
		Position in running (margin)	-	6(3.5)	7(6.8)	7(8.1)	8(10.5)		13.50
		Sectional time (s)	8.92	11.37	11.98	11.80	12.23		
		Cumulative time (s)	56.31	47.39	36.01	24.03	12.23	0:56.31	
		Speed (m/s)	11.21	17.59	16.69	16.95	16.35	15.98	
		Stride length (m)	4.61	7.04	6.83	7.00	6.99	6.59	
		Stride duration (s)	0.402	0.400	0.409	0.413	0.427	0.412	
		Stride efficiency (%)	33.20	77.45	72.81	76.51	76.27	67.81	
		Stride count	21.70	28.41	29.30	28.58	28.63	136.62	

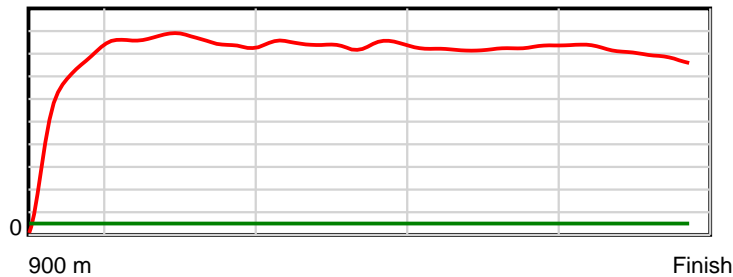
10 m Stride length



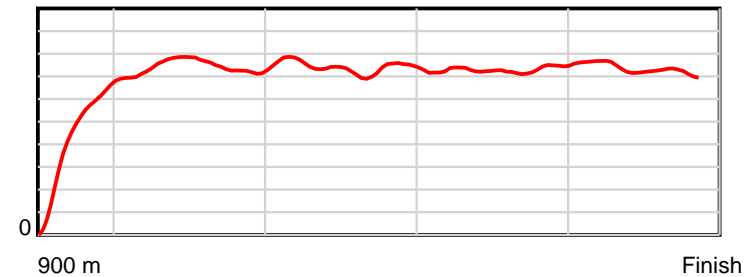
0.6 s Stride duration



20 m/sec Speed



100 % Stride efficiency



Note: Horizontal distance axis grid lines are 200m furlongs.

Disclaimer.

Tasracing Pty Ltd and Thoroughbred Ratings Pty Ltd accepts no responsibility for the completeness or accuracy of any of the information contained herein, and makes no representations about its suitability for any particular purpose. Users should make their own judgements about those matters and/or seek independent advice. You assume all risks associated with use of the data provided on this page.