



Race Results

Tasmanian Turf Club, Launceston, December 11, 2013

Compilation date: December 12, 2013, 12:15:34 PM (EST)

Copyright © 2013 Tasracing Pty Ltd. All rights reserved.

Trademarks.

StrideMASTER is a registered trademark of Thoroughbred Ratings Pty Ltd.

Disclaimer.

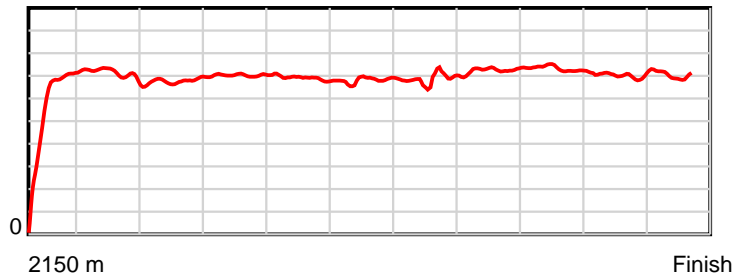
Tasracing Pty Ltd and Thoroughbred Ratings Pty Ltd accepts no responsibility for the completeness or accuracy of any of the information contained herein, and makes no representations about its suitability for any particular purpose. Users should make their own judgements about those matters and/or seek independent advice. You assume all risks associated with use of the data provided on this page.

Race Results

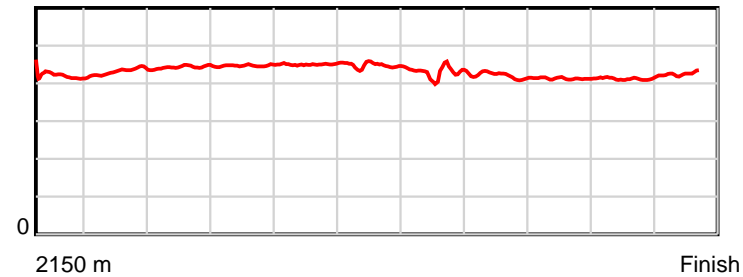
December 11, 2013, Race 6, BM78, Distance 2150m, Mowbray - Offset 8m

Result	TAB no.	Horse (Barrier)	2150 to	2000m to	1800m to	1600m to	1400m to	1200m to	1000m to	800m to	600m to	400m to	200m to	Total or	Margin
1st	5	Spotluck (1)	2000m	1800m	1600m	1400m	1200m	1000m	800m	600m	400m	200m	WP	Average	
		Position in running (margin)	-	2(0.0)	3(0.0)	2(0.0)	2(0.0)	2(0.0)	2(0.0)	2(0.0)	2(0.0)	2(0.0)	2(0.0)		0.00
		Sectional time (s)	12.08	11.59	12.59	12.27	12.90	13.35	12.55	11.69	11.14	11.84	11.98		
		Cumulative time (s)	133.99	121.91	110.32	97.73	85.46	72.56	59.21	46.66	34.97	23.83	11.98	2:13.99	
		Speed (m/s)	12.42	17.26	15.89	16.30	15.50	14.98	15.94	17.11	17.95	16.89	16.69	16.05	
		Stride length (m)	5.18	7.38	7.02	7.28	6.95	6.72	6.71	7.24	7.41	6.93	7.06	6.89	
		Stride duration (s)	0.418	0.428	0.441	0.446	0.449	0.448	0.421	0.424	0.412	0.411	0.423	0.429	
		Stride efficiency (%)	42.00	85.22	76.90	82.75	75.53	70.48	70.42	82.01	85.74	75.13	77.79	74.14	
		Stride count	28.93	27.08	28.51	27.48	28.77	29.78	29.79	27.61	27.00	28.84	28.35	312.14	

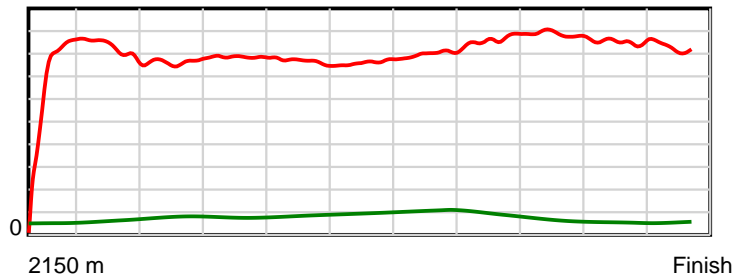
10 m Stride length



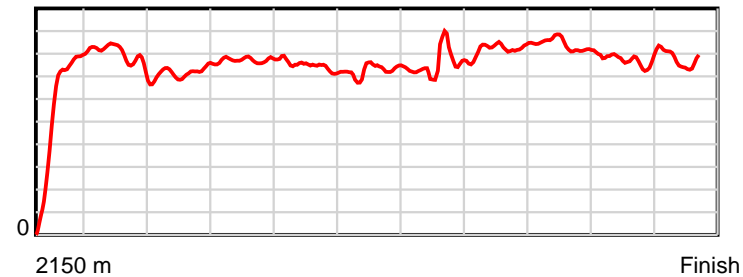
0.6 s Stride duration



20 m/sec Speed



100 % Stride efficiency



Note: Horizontal distance axis grid lines are 200m furlongs.

Disclaimer.

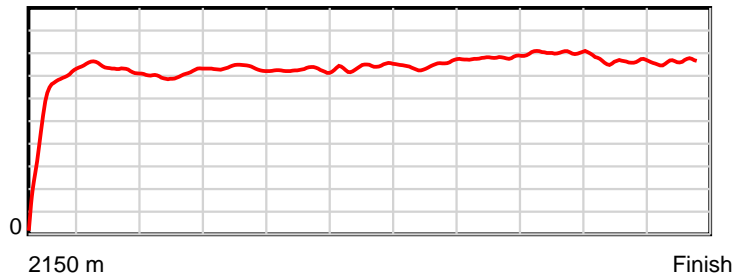
Tasracing Pty Ltd and Thoroughbred Ratings Pty Ltd accepts no responsibility for the completeness or accuracy of any of the information contained herein, and makes no representations about its suitability for any particular purpose. Users should make their own judgements about those matters and/or seek independent advice. You assume all risks associated with use of the data provided on this page.

Race Results

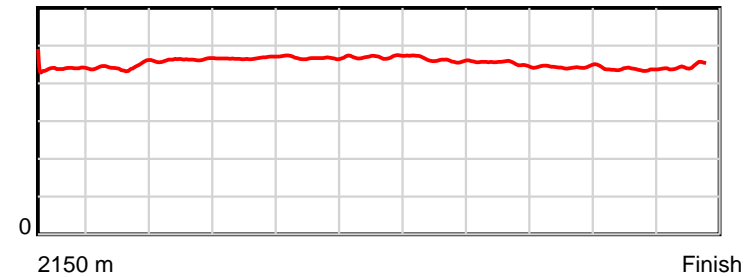
December 11, 2013, Race 6, BM78, Distance 2150m, Mowbray - Offset 8m

Result	TAB no.	Horse (Barrier)	2150 to	2000m to	1800m to	1600m to	1400m to	1200m to	1000m to	800m to	600m to	400m to	200m to	Total or	Margin
2nd	1	Uboa (2)	2000m	1800m	1600m	1400m	1200m	1000m	800m	600m	400m	200m	WP	Average	
		Position in running (margin)	-	9(0.0)	9(0.0)	8(0.0)	8(0.0)	7(0.0)	6(0.0)	6(0.0)	6(0.0)	6(0.0)	6(0.0)		2.30
		Sectional time (s)	13.37	11.32	12.79	12.51	12.78	12.69	12.62	12.08	11.06	11.74	11.46		
		Cumulative time (s)	134.42	121.05	109.73	96.94	84.43	71.65	58.96	46.34	34.27	23.20	11.46	2:14.41	
		Speed (m/s)	11.22	17.67	15.64	15.99	15.65	15.76	15.85	16.56	18.08	17.04	17.45	15.99	
		Stride length (m)	5.23	7.79	7.21	7.45	7.33	7.38	7.39	7.55	8.00	7.48	7.74	7.30	
		Stride duration (s)	0.446	0.441	0.461	0.466	0.469	0.468	0.466	0.456	0.443	0.439	0.443	0.457	
		Stride efficiency (%)	42.81	94.76	81.20	86.77	84.04	85.04	85.44	89.05	100.12	87.37	93.64	83.33	
		Stride count	28.66	25.68	27.74	26.84	27.27	27.11	27.05	26.49	24.99	26.75	25.84	294.42	

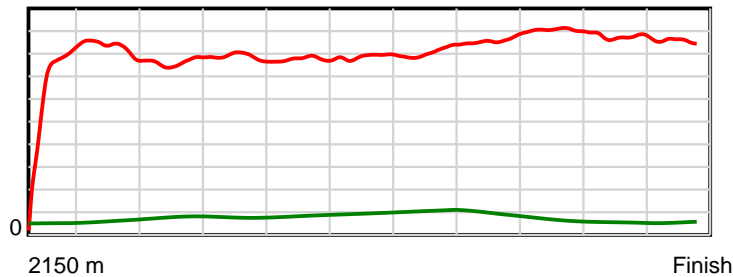
10 m Stride length



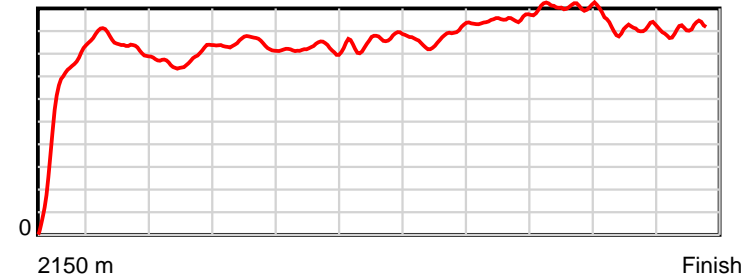
0.6 s Stride duration



20 m/sec Speed



100 % Stride efficiency



Note: Horizontal distance axis grid lines are 200m furlongs.

Disclaimer.

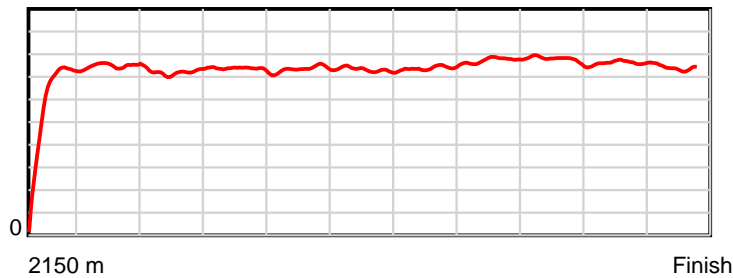
Tasracing Pty Ltd and Thoroughbred Ratings Pty Ltd accepts no responsibility for the completeness or accuracy of any of the information contained herein, and makes no representations about its suitability for any particular purpose. Users should make their own judgements about those matters and/or seek independent advice. You assume all risks associated with use of the data provided on this page.

Race Results

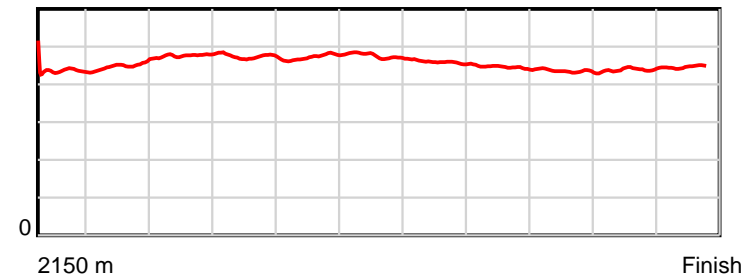
December 11, 2013, Race 6, BM78, Distance 2150m, Mowbray - Offset 8m

Result	TAB no.	Horse (Barrier)	2150 to	2000m to	1800m to	1600m to	1400m to	1200m to	1000m to	800m to	600m to	400m to	200m to	Total or	Margin
3rd	2	Keep the Cash (4)	2000m	1800m	1600m	1400m	1200m	1000m	800m	600m	400m	200m	WP	Average	
		Position in running (margin)	-	3(0.0)	4(0.0)	5(0.0)	4(0.0)	4(0.0)	5(0.0)	5(0.0)	4(0.0)	3(0.0)	3(0.0)		2.80
		Sectional time (s)	12.51	11.62	12.96	12.44	12.74	13.03	12.73	11.70	11.03	11.68	12.08		
		Cumulative time (s)	134.52	122.01	110.39	97.43	84.99	72.25	59.22	46.49	34.79	23.76	12.08	2:14.52	
		Speed (m/s)	11.99	17.21	15.43	16.08	15.70	15.35	15.71	17.09	18.13	17.12	16.56	15.98	
		Stride length (m)	5.49	7.64	7.31	7.63	7.40	7.32	7.26	7.66	7.92	7.47	7.38	7.31	
		Stride duration (s)	0.444	0.444	0.474	0.475	0.471	0.477	0.462	0.448	0.437	0.437	0.445	0.457	
		Stride efficiency (%)	47.17	91.28	83.60	90.95	85.53	83.82	82.45	91.74	98.11	87.28	85.01	83.50	
		Stride count	27.30	26.17	27.34	26.22	27.03	27.31	27.53	26.10	25.24	26.76	27.12	294.12	

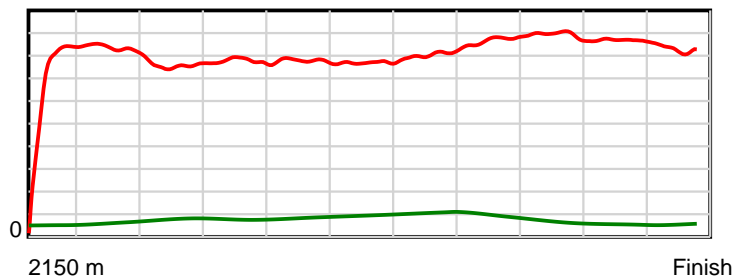
10 m Stride length



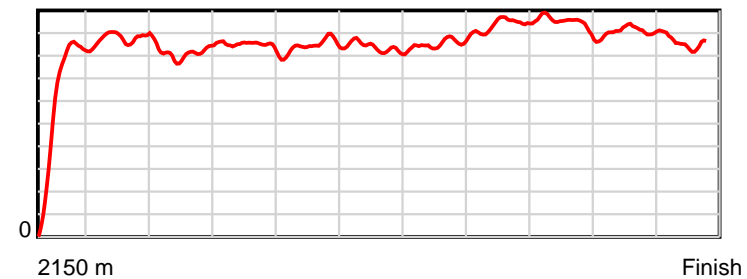
0.6 s Stride duration



20 m/sec Speed



100 % Stride efficiency



Note: Horizontal distance axis grid lines are 200m furlongs.

Disclaimer.

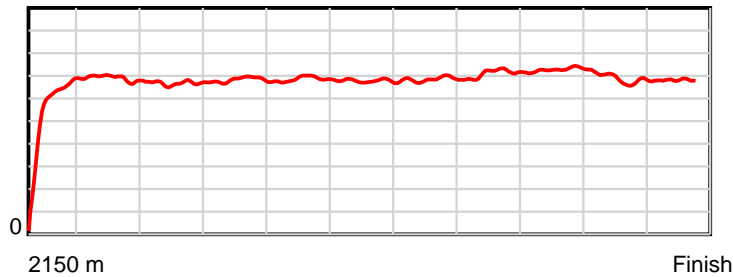
Tasracing Pty Ltd and Thoroughbred Ratings Pty Ltd accepts no responsibility for the completeness or accuracy of any of the information contained herein, and makes no representations about its suitability for any particular purpose. Users should make their own judgements about those matters and/or seek independent advice. You assume all risks associated with use of the data provided on this page.

Race Results

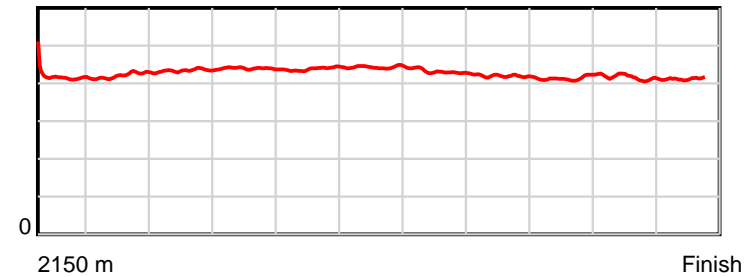
December 11, 2013, Race 6, BM78, Distance 2150m, Mowbray - Offset 8m

Result	TAB no.	Horse (Barrier)	2150 to	2000m to	1800m to	1600m to	1400m to	1200m to	1000m to	800m to	600m to	400m to	200m to	Total or	Margin
4th	8	Stacy Ann (3)	2000m	1800m	1600m	1400m	1200m	1000m	800m	600m	400m	200m	WP	Average	
		Position in running (margin)	-	6(0.0)	6(0.0)	4(0.0)	5(0.0)	3(0.0)	4(0.0)	4(0.0)	5(0.0)	5(0.0)	5(0.0)		2.90
		Sectional time (s)	12.53	11.67	12.66	12.61	12.52	12.95	12.71	11.99	11.21	11.96	11.72		
		Cumulative time (s)	134.53	122.00	110.32	97.67	85.06	72.54	59.58	46.87	34.88	23.68	11.72	2:14.53	
		Speed (m/s)	11.97	17.14	15.80	15.86	15.97	15.44	15.74	16.68	17.84	16.72	17.06	15.98	
		Stride length (m)	5.21	7.18	6.85	6.97	6.98	6.83	6.84	7.02	7.37	6.98	7.04	6.84	
		Stride duration (s)	0.430	0.419	0.433	0.439	0.437	0.442	0.435	0.421	0.413	0.417	0.412	0.428	
		Stride efficiency (%)	42.37	80.65	73.24	75.87	76.18	72.85	73.20	77.10	84.81	76.19	77.42	73.08	
		Stride count	28.81	27.84	29.21	28.70	28.65	29.29	29.22	28.47	27.15	28.64	28.41	314.39	

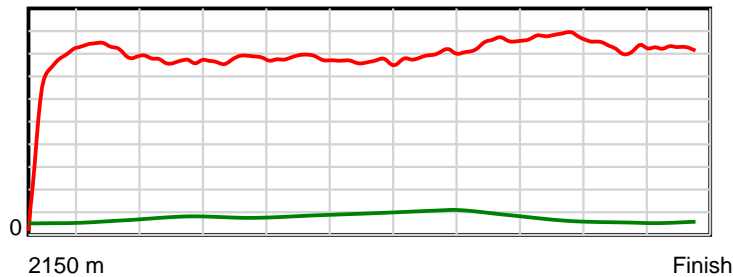
10 m Stride length



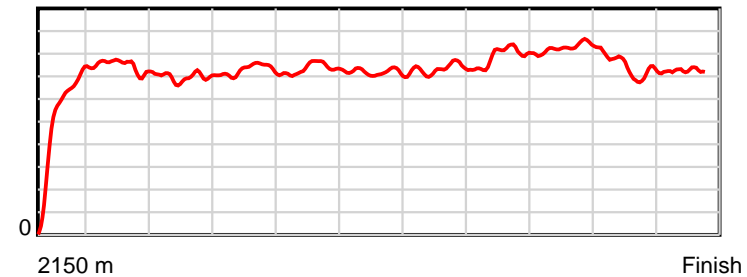
0.6 s Stride duration



20 m/sec Speed



100 % Stride efficiency



Note: Horizontal distance axis grid lines are 200m furlongs.

Disclaimer.

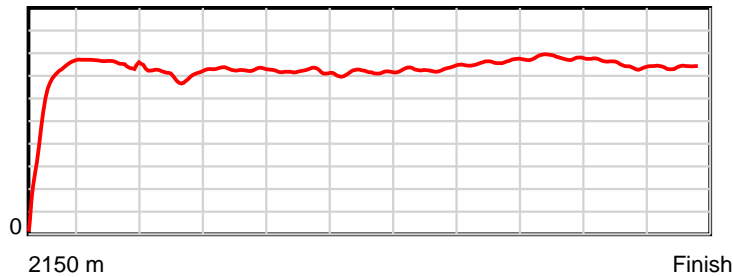
Tasracing Pty Ltd and Thoroughbred Ratings Pty Ltd accepts no responsibility for the completeness or accuracy of any of the information contained herein, and makes no representations about its suitability for any particular purpose. Users should make their own judgements about those matters and/or seek independent advice. You assume all risks associated with use of the data provided on this page.

Race Results

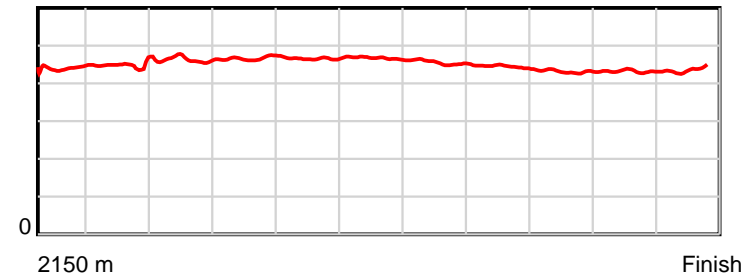
December 11, 2013, Race 6, BM78, Distance 2150m, Mowbray - Offset 8m

Result	TAB no.	Horse (Barrier)	2150 to	2000m to	1800m to	1600m to	1400m to	1200m to	1000m to	800m to	600m to	400m to	200m to	Total or	Margin
5th	3	Wallis (6)	2000m	1800m	1600m	1400m	1200m	1000m	800m	600m	400m	200m	WP	Average	
		Position in running (margin)	-	8(0.0)	7(0.0)	7(0.0)	7(0.0)	8(0.0)	8(0.0)	7(0.0)	8(0.0)	8(0.0)	4(0.0)		3.40
		Sectional time (s)	13.20	11.40	12.88	12.48	12.84	13.03	12.84	11.87	10.88	11.48	11.74		
		Cumulative time (s)	134.63	121.43	110.03	97.16	84.68	71.84	58.81	45.97	34.10	23.22	11.74	2:14.62	
		Speed (m/s)	11.36	17.54	15.53	16.03	15.58	15.35	15.58	16.85	18.38	17.42	17.04	15.97	
		Stride length (m)	5.11	7.53	7.25	7.44	7.27	7.18	7.12	7.53	7.95	7.52	7.44	7.19	
		Stride duration (s)	0.438	0.429	0.467	0.464	0.467	0.468	0.457	0.447	0.432	0.432	0.437	0.450	
		Stride efficiency (%)	40.83	88.68	82.12	86.54	82.68	80.50	79.21	88.63	98.70	88.44	86.45	80.78	
		Stride count	29.35	26.55	27.59	26.88	27.49	27.87	28.09	26.56	25.17	26.59	26.89	299.03	

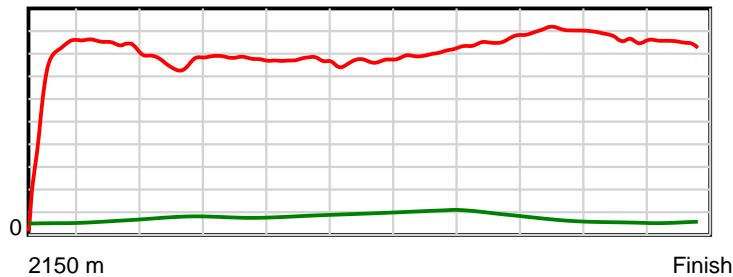
10 m Stride length



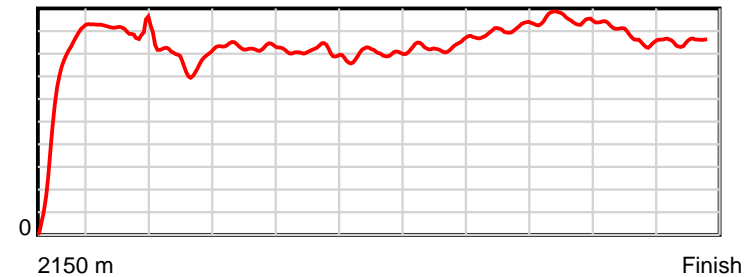
0.6 s Stride duration



20 m/sec Speed



100 % Stride efficiency



Note: Horizontal distance axis grid lines are 200m furlongs.

Disclaimer.

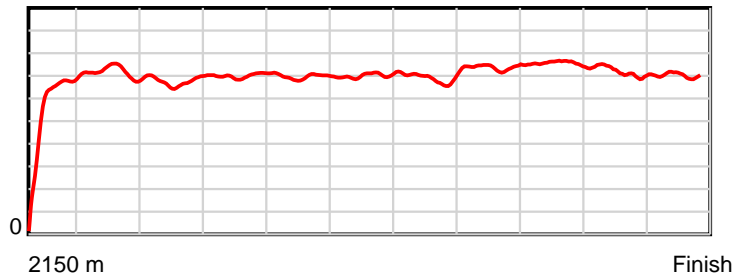
Tasracing Pty Ltd and Thoroughbred Ratings Pty Ltd accepts no responsibility for the completeness or accuracy of any of the information contained herein, and makes no representations about its suitability for any particular purpose. Users should make their own judgements about those matters and/or seek independent advice. You assume all risks associated with use of the data provided on this page.

Race Results

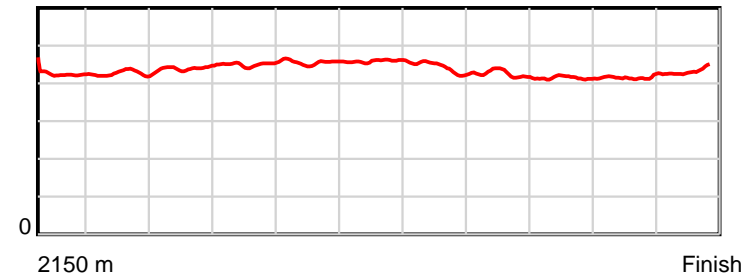
December 11, 2013, Race 6, BM78, Distance 2150m, Mowbray - Offset 8m

Result	TAB no.	Horse (Barrier)	2150 to	2000m to	1800m to	1600m to	1400m to	1200m to	1000m to	800m to	600m to	400m to	200m to	Total or	Margin
6th	9	Tsar of Russia (7)	2000m	1800m	1600m	1400m	1200m	1000m	800m	600m	400m	200m	WP	Average	
		Position in running (margin)	-	5(0.0)	5(0.0)	6(0.0)	6(0.0)	6(0.0)	7(0.0)	8(0.0)	9(0.0)	9(0.0)	9(0.0)		7.70
		Sectional time (s)	12.63	11.68	13.12	12.51	12.84	13.04	12.98	11.82	10.91	11.99	11.94		
		Cumulative time (s)	135.45	122.82	111.14	98.02	85.52	72.68	59.64	46.66	34.84	23.93	11.94	2:15.44	
		Speed (m/s)	11.88	17.12	15.24	15.99	15.58	15.34	15.41	16.92	18.33	16.68	16.75	15.87	
		Stride length (m)	5.19	7.30	6.66	7.18	7.09	7.03	6.90	7.21	7.59	6.89	7.23	6.92	
		Stride duration (s)	0.423	0.426	0.437	0.449	0.455	0.458	0.448	0.426	0.414	0.413	0.432	0.436	
		Stride efficiency (%)	42.12	83.32	69.26	80.66	78.63	77.15	74.44	81.18	90.11	74.27	81.67	74.89	
		Stride count	28.89	27.39	30.04	27.84	28.19	28.46	28.98	27.75	26.34	29.01	27.67	310.56	

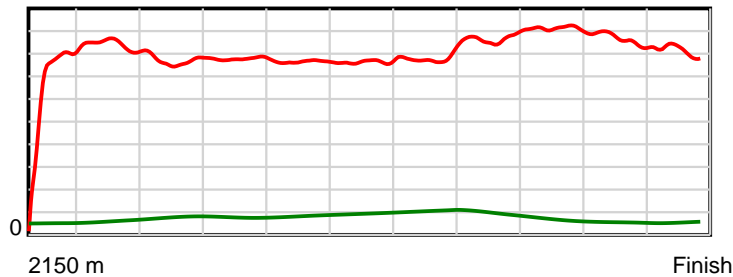
10 m Stride length



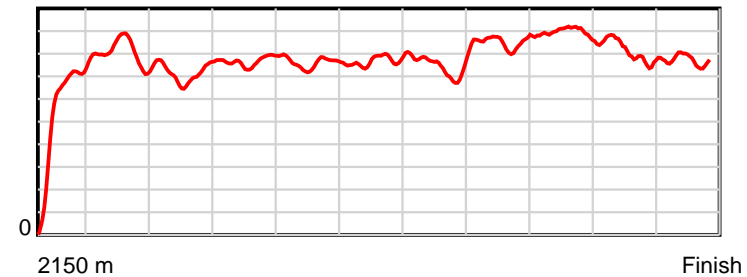
0.6 s Stride duration



20 m/sec Speed



100 % Stride efficiency



Note: Horizontal distance axis grid lines are 200m furlongs.

Disclaimer.

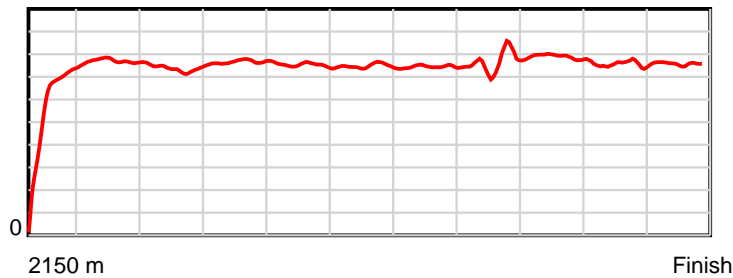
Tasracing Pty Ltd and Thoroughbred Ratings Pty Ltd accepts no responsibility for the completeness or accuracy of any of the information contained herein, and makes no representations about its suitability for any particular purpose. Users should make their own judgements about those matters and/or seek independent advice. You assume all risks associated with use of the data provided on this page.

Race Results

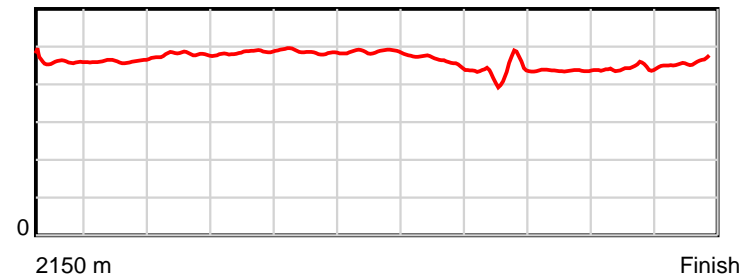
December 11, 2013, Race 6, BM78, Distance 2150m, Mowbray - Offset 8m

Result	TAB no.	Horse (Barrier)	2150 to	2000m to	1800m to	1600m to	1400m to	1200m to	1000m to	800m to	600m to	400m to	200m to	Total or	Margin
7th	7	Testa Jesta (9)	2000m	1800m	1600m	1400m	1200m	1000m	800m	600m	400m	200m	WP	Average	
		Position in running (margin)	-	7(0.0)	8(0.0)	9(0.0)	9(0.0)	9(0.0)	9(0.0)	9(0.0)	7(0.0)	7(0.0)	8(0.0)		9.00
		Sectional time (s)	13.15	11.80	13.15	12.36	12.80	13.08	12.71	11.60	10.95	12.13	11.96		
		Cumulative time (s)	135.69	122.54	110.74	97.59	85.24	72.43	59.36	46.65	35.04	24.09	11.96	2:15.68	
		Speed (m/s)	11.40	16.95	15.21	16.18	15.62	15.29	15.74	17.24	18.26	16.49	16.72	15.84	
		Stride length (m)	5.42	7.80	7.27	7.81	7.61	7.45	7.37	7.42	7.96	7.27	7.69	7.36	
		Stride duration (s)	0.453	0.460	0.478	0.483	0.487	0.487	0.469	0.431	0.436	0.441	0.460	0.464	
		Stride efficiency (%)	45.93	95.12	82.69	95.44	90.40	86.65	84.99	86.12	99.01	82.57	92.44	84.58	
		Stride count	27.67	25.63	27.49	25.59	26.30	26.86	27.12	26.94	25.13	27.51	26.00	292.24	

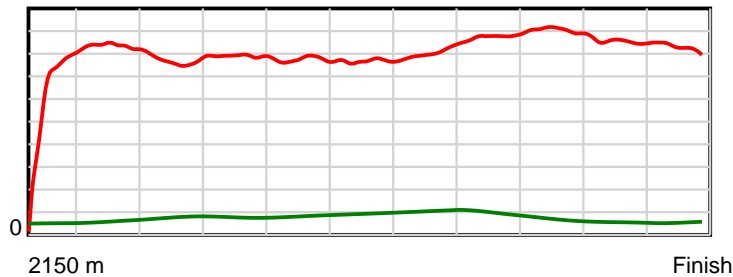
10 m Stride length



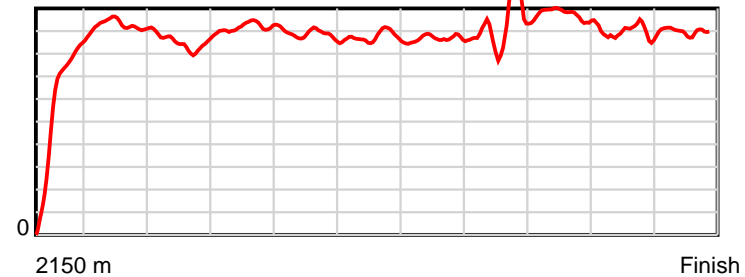
0.6 s Stride duration



20 m/sec Speed



100 % Stride efficiency



Note: Horizontal distance axis grid lines are 200m furlongs.

Disclaimer.


Tasracing Pty Ltd and Thoroughbred Ratings Pty Ltd accepts no responsibility for the completeness or accuracy of any of the information contained herein, and makes no representations about its suitability for any particular purpose. Users should make their own judgements about those matters and/or seek independent advice. You assume all risks associated with use of the data provided on this page.

Race Results

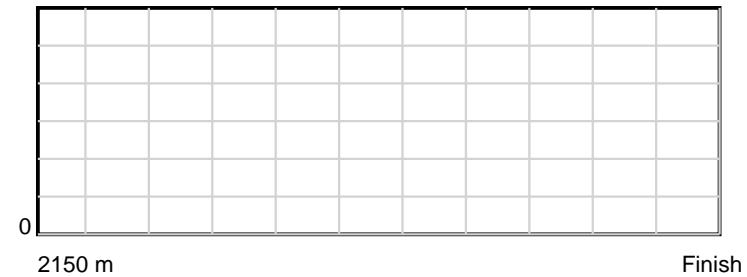
December 11, 2013, Race 6, BM78, Distance 2150m, Mowbray - Offset 8m

Result	TAB no.	Horse (Barrier)	2150 to	2000m to	1800m to	1600m to	1400m to	1200m to	1000m to	800m to	600m to	400m to	200m to	Total or	Margin
8th	10	Mary's Cinder (8)	WP	Average											
		Position in running (margin)		12.00											
		Sectional time (s)													
		Cumulative time (s)	2:16.27												
		Speed (m/s)	15.78												
		Stride length (m)	nan												
		Stride duration (s)	nan												
		Stride efficiency (%)	nan												
		Stride count	0.00												


10 m Stride length




0.6 s Stride duration



20 m/sec Speed



100 % Stride efficiency



Note: Horizontal distance axis grid lines are 200m furlongs.

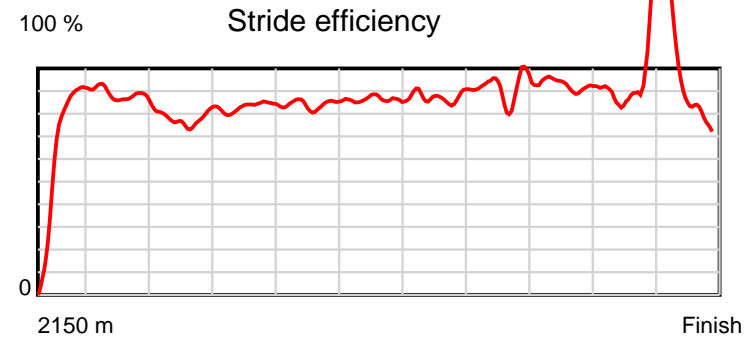
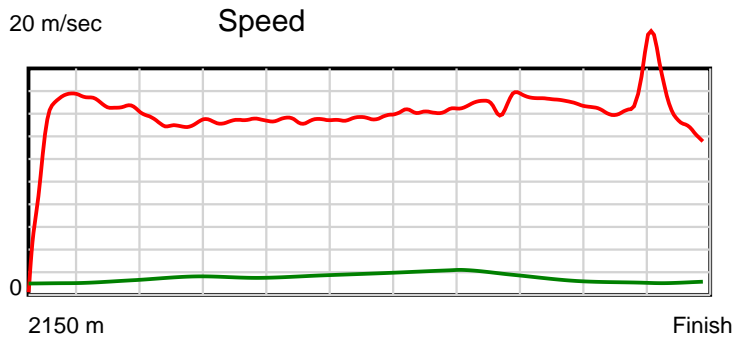
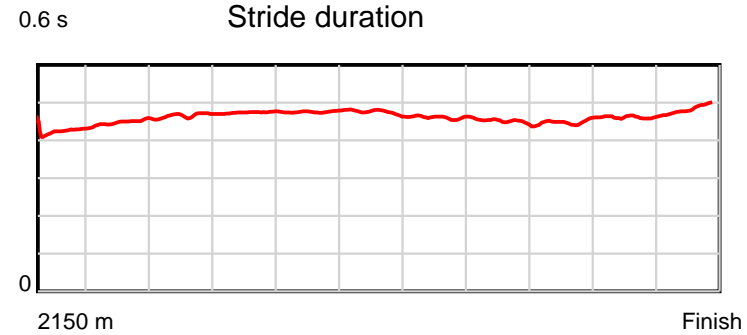
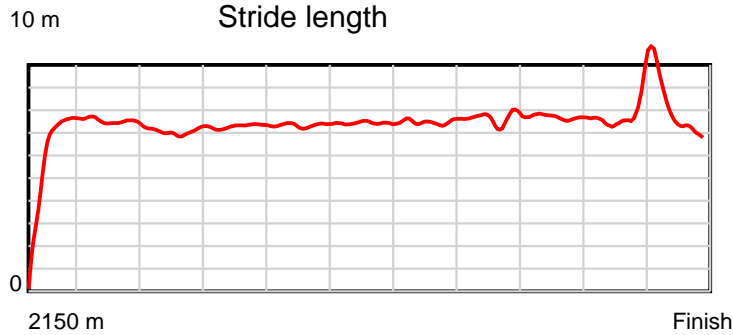
Disclaimer.

Tasracing Pty Ltd and Thoroughbred Ratings Pty Ltd accepts no responsibility for the completeness or accuracy of any of the information contained herein, and makes no representations about its suitability for any particular purpose. Users should make their own judgements about those matters and/or seek independent advice. You assume all risks associated with use of the data provided on this page.

Race Results

December 11, 2013, Race 6, BM78, Distance 2150m, Mowbray - Offset 8m

Result	TAB no.	Horse (Barrier)	2150 to	2000m to	1800m to	1600m to	1400m to	1200m to	1000m to	800m to	600m to	400m to	200m to	Total or	Margin
9th	6	Derailleur (5)	2000m	1800m	1600m	1400m	1200m	1000m	800m	600m	400m	200m	WP	Average	
		Position in running (margin)	-	4(0.0)	2(0.0)	3(0.0)	3(0.0)	5(0.0)	3(0.0)	3(0.0)	3(0.0)	4(0.0)	7(0.0)		17.80
		Sectional time (s)	13.01	11.39	13.01	12.52	12.85	12.83	12.57	12.04	11.30	12.50	13.39		
		Cumulative time (s)	137.40	124.39	113.01	99.99	87.47	74.62	61.79	49.23	37.19	25.89	13.39	2:17.40	
		Speed (m/s)	11.53	17.56	15.37	15.97	15.56	15.59	15.91	16.61	17.70	16.00	14.94	15.65	
		Stride length (m)	5.29	7.79	7.12	7.55	7.39	7.45	7.35	7.56	7.87	7.35	7.21	7.25	
		Stride duration (s)	0.418	0.444	0.463	0.473	0.475	0.478	0.462	0.455	0.444	0.459	0.482	0.463	
		Stride efficiency (%)	43.75	94.90	79.21	89.10	85.39	86.84	84.41	89.24	96.73	84.47	81.14	82.15	
		Stride count	28.35	25.66	28.09	26.49	27.06	26.83	27.21	26.47	25.42	27.20	27.75	296.53	



Note: Horizontal distance axis grid lines are 200m furlongs.

Disclaimer.

Tasracing Pty Ltd and Thoroughbred Ratings Pty Ltd accepts no responsibility for the completeness or accuracy of any of the information contained herein, and makes no representations about its suitability for any particular purpose. Users should make their own judgements about those matters and/or seek independent advice. You assume all risks associated with use of the data provided on this page.