



Race Results

Tasmanian Turf Club, Launceston, December 18, 2013

Compilation date: December 19, 2013, 11:58:55 AM (EST)

Copyright © 2013 Tasracing Pty Ltd. All rights reserved.

Trademarks.

StrideMASTER is a registered trademark of Thoroughbred Ratings Pty Ltd.

Disclaimer.

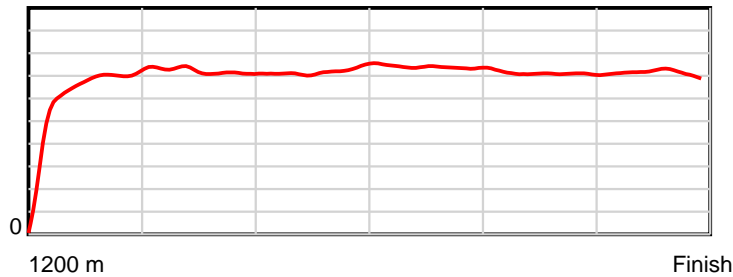
Tasracing Pty Ltd and Thoroughbred Ratings Pty Ltd accepts no responsibility for the completeness or accuracy of any of the information contained herein, and makes no representations about its suitability for any particular purpose. Users should make their own judgements about those matters and/or seek independent advice. You assume all risks associated with use of the data provided on this page.

Race Results

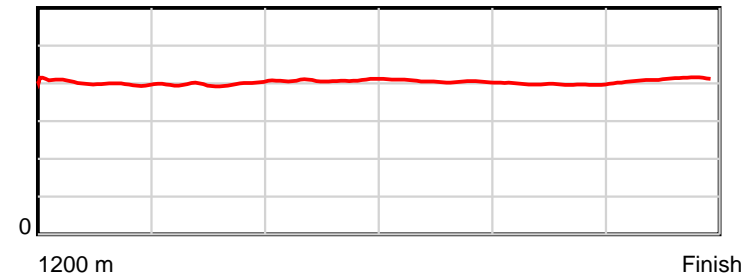
December 18, 2013, Race 3, BM68, Distance 1200m, Mowbray - Offset 0m

Result	TAB no.	Horse (Barrier)	1200 to	1000m to	800m to	600m to	400m to	200m to	Total or	Margin
1st	13	Vision of Beau... (7)	1000m	800m	600m	400m	200m	WP	Average	
		Position in running (margin)	-	10(3.1)	10(4.2)	10(4.8)	10(3.9)	2(0.3)		0.00
		Sectional time (s)	14.45	10.99	11.41	10.89	11.28	11.68		
		Cumulative time (s)	70.71	56.26	45.27	33.86	22.97	11.68	1:10.70	
		Speed (m/s)	13.84	18.20	17.53	18.37	17.73	17.12	16.97	
		Stride length (m)	5.67	7.23	7.15	7.45	7.05	7.02	6.87	
		Stride duration (s)	0.395	0.398	0.408	0.406	0.398	0.410	0.405	
		Stride efficiency (%)	50.24	81.79	79.80	86.74	77.74	76.95	73.81	
		Stride count	35.27	27.64	27.99	26.84	28.36	28.50	174.60	

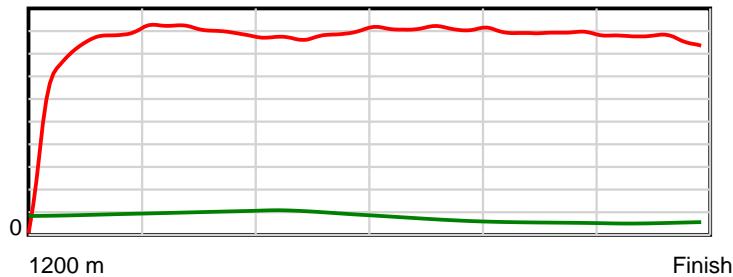
10 m Stride length



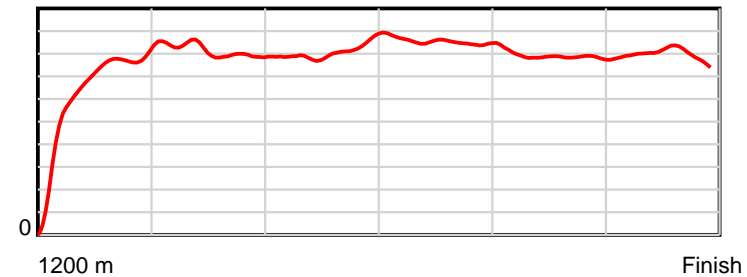
0.6 s Stride duration



20 m/sec Speed



100 % Stride efficiency



Note: Horizontal distance axis grid lines are 200m furlongs.

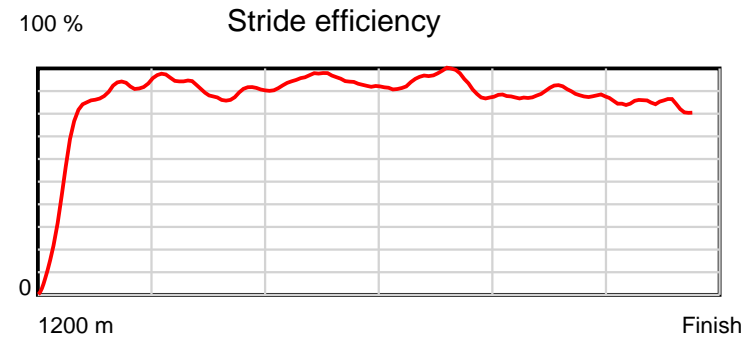
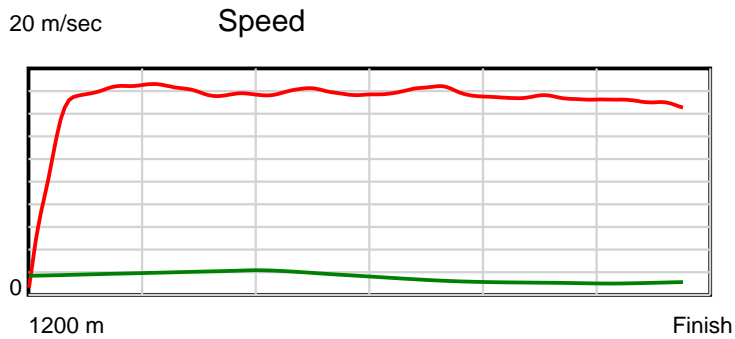
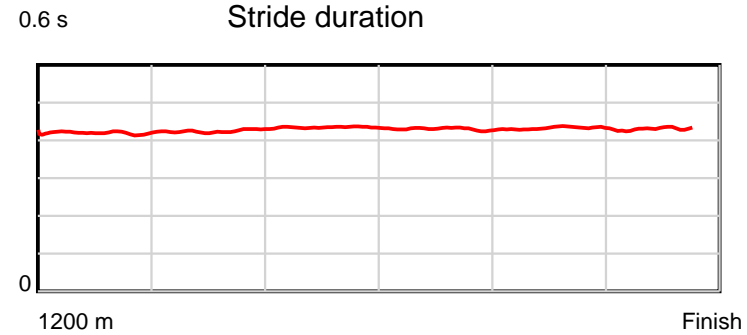
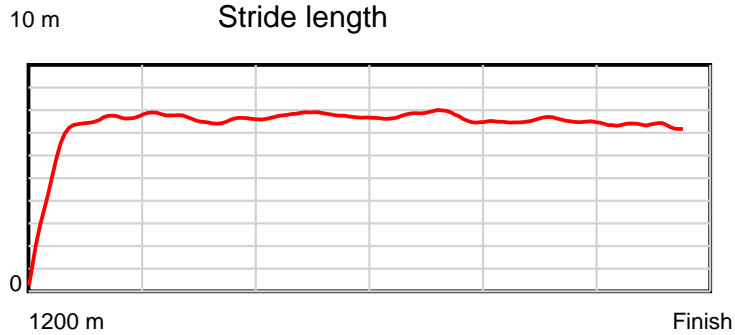
Disclaimer.

Tasracing Pty Ltd and Thoroughbred Ratings Pty Ltd accepts no responsibility for the completeness or accuracy of any of the information contained herein, and makes no representations about its suitability for any particular purpose. Users should make their own judgements about those matters and/or seek independent advice. You assume all risks associated with use of the data provided on this page.

Race Results

December 18, 2013, Race 3, BM68, Distance 1200m, Mowbray - Offset 0m

Result	TAB no.	Horse (Barrier)	1200 to	1000m to	800m to	600m to	400m to	200m to	Total or	Margin
2nd	4	Strait Shot (4)	1000m	800m	600m	400m	200m	WP	Average	
		Position in running (margin)	-	7(2.4)	6(2.6)	5(2.5)	4(2.1)	5(1.1)		0.40
		Sectional time (s)	14.40	10.83	11.30	10.98	11.72	11.56		
		Cumulative time (s)	70.78	56.38	45.55	34.26	23.28	11.56	1:10.78	
		Speed (m/s)	13.89	18.47	17.70	18.21	17.06	17.30	16.95	
		Stride length (m)	6.19	7.80	7.68	7.85	7.34	7.45	7.34	
		Stride duration (s)	0.434	0.422	0.434	0.431	0.430	0.431	0.433	
		Stride efficiency (%)	59.79	95.09	92.27	96.26	84.22	86.73	84.10	
		Stride count	32.33	25.64	26.03	25.48	27.24	26.85	163.57	



Note: Horizontal distance axis grid lines are 200m furlongs.

Disclaimer.

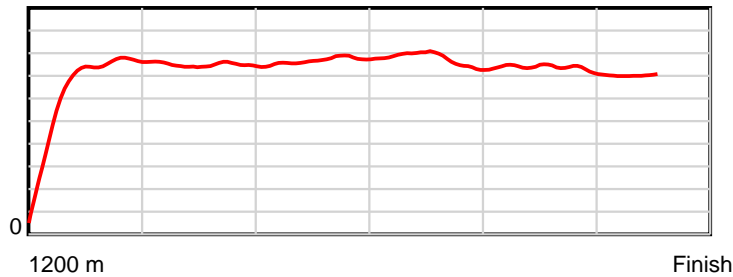
Tasracing Pty Ltd and Thoroughbred Ratings Pty Ltd accepts no responsibility for the completeness or accuracy of any of the information contained herein, and makes no representations about its suitability for any particular purpose. Users should make their own judgements about those matters and/or seek independent advice. You assume all risks associated with use of the data provided on this page.

Race Results

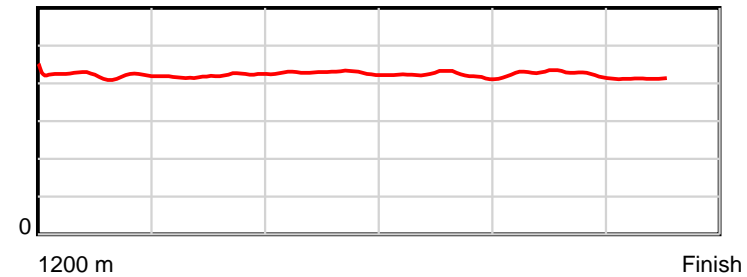
December 18, 2013, Race 3, BM68, Distance 1200m, Mowbray - Offset 0m

Result	TAB no.	Horse (Barrier)	1200 to	1000m to	800m to	600m to	400m to	200m to	Total or	Margin
3rd	5	Mossgiel Villa... (13)	1000m	800m	600m	400m	200m	WP	Average	
		Position in running (margin)	-	14(17.9)	14(7.9)	12(6.3)	11(4.5)	11(2.8)		0.90
		Sectional time (s)	16.83	9.15	11.03	10.75	11.61	11.50		
		Cumulative time (s)	70.87	54.04	44.89	33.85	23.11	11.50	1:10.87	
		Speed (m/s)	11.88	21.86	18.13	18.60	17.23	17.39	16.93	
		Stride length (m)	5.66	9.13	7.75	7.92	7.30	7.24	7.35	
		Stride duration (s)	0.471	0.418	0.427	0.426	0.424	0.416	0.434	
		Stride efficiency (%)	50.01	130.32	93.74	98.12	83.34	81.90	84.35	
		Stride count	35.35	21.90	25.82	25.24	27.39	27.63	163.33	

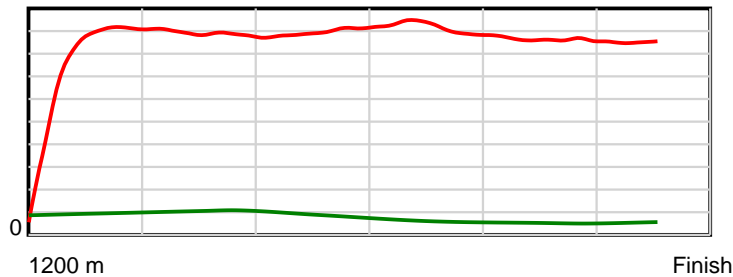
10 m Stride length



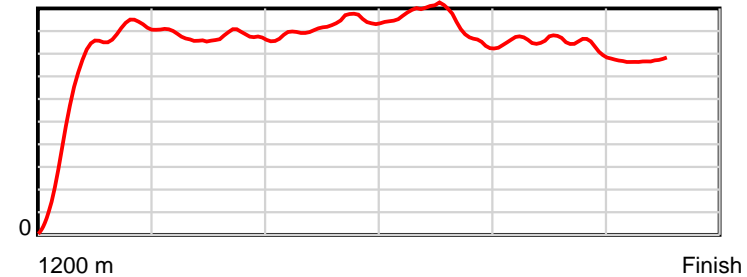
0.6 s Stride duration



20 m/sec Speed



100 % Stride efficiency



Note: Horizontal distance axis grid lines are 200m furlongs.

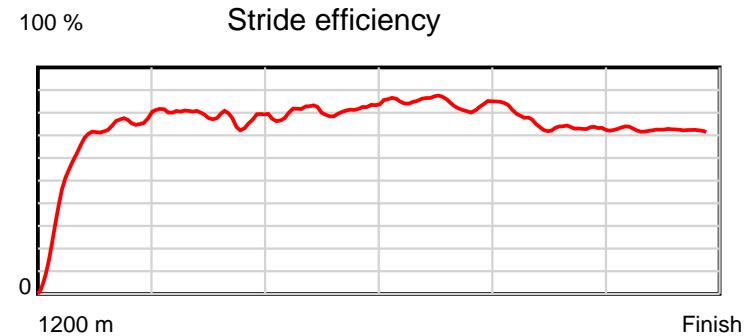
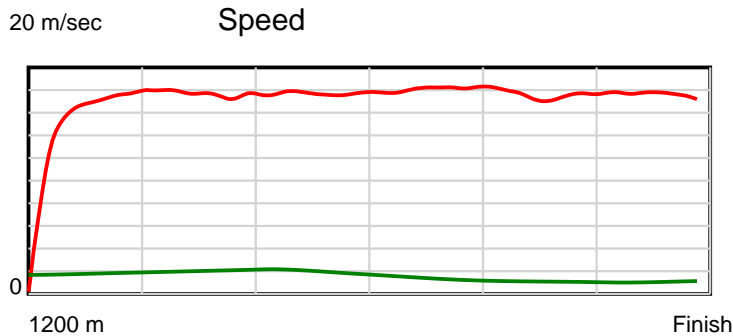
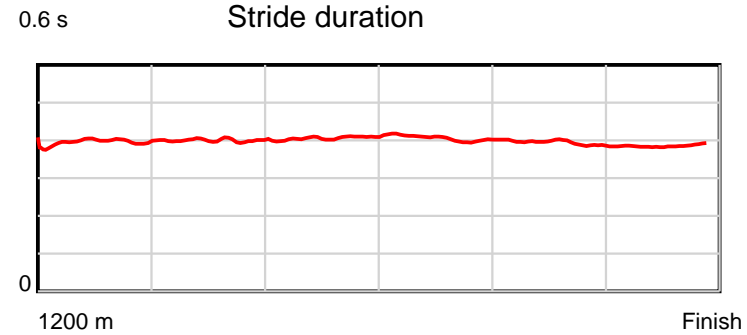
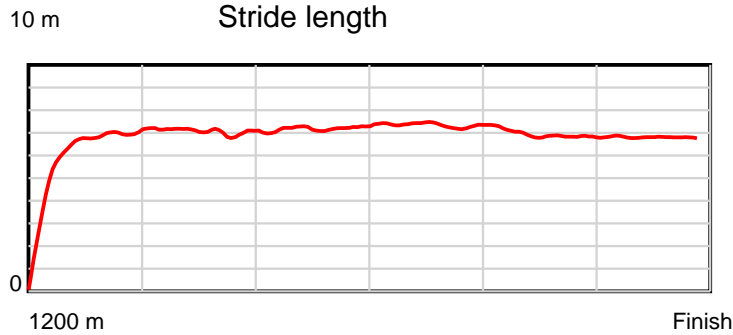
Disclaimer.

Tasracing Pty Ltd and Thoroughbred Ratings Pty Ltd accepts no responsibility for the completeness or accuracy of any of the information contained herein, and makes no representations about its suitability for any particular purpose. Users should make their own judgements about those matters and/or seek independent advice. You assume all risks associated with use of the data provided on this page.

Race Results

December 18, 2013, Race 3, BM68, Distance 1200m, Mowbray - Offset 0m

Result	TAB no.	Horse (Barrier)	1200 to	1000m to	800m to	600m to	400m to	200m to	Total or	Margin
4th	9	Sienna of Sydn... (12)	1000m	800m	600m	400m	200m	WP	Average	
		Position in running (margin)	-	8(2.5)	12(5.7)	13(6.6)	13(5.8)	13(3.4)		1.10
		Sectional time (s)	14.47	11.33	11.47	10.91	11.49	11.23		
		Cumulative time (s)	70.90	56.43	45.10	33.63	22.72	11.23	1:10.90	
		Speed (m/s)	13.82	17.65	17.44	18.33	17.41	17.81	16.92	
		Stride length (m)	5.59	7.00	7.04	7.45	6.86	6.87	6.75	
		Stride duration (s)	0.392	0.397	0.404	0.406	0.394	0.386	0.399	
		Stride efficiency (%)	48.81	76.66	77.39	86.73	73.64	73.77	71.13	
		Stride count	35.79	28.56	28.42	26.85	29.13	29.11	177.86	



Note: Horizontal distance axis grid lines are 200m furlongs.

Disclaimer.

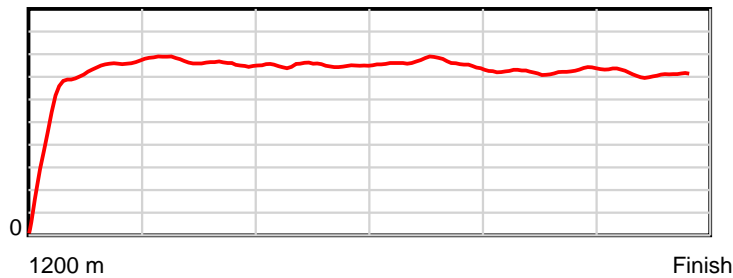
Tasracing Pty Ltd and Thoroughbred Ratings Pty Ltd accepts no responsibility for the completeness or accuracy of any of the information contained herein, and makes no representations about its suitability for any particular purpose. Users should make their own judgements about those matters and/or seek independent advice. You assume all risks associated with use of the data provided on this page.

Race Results

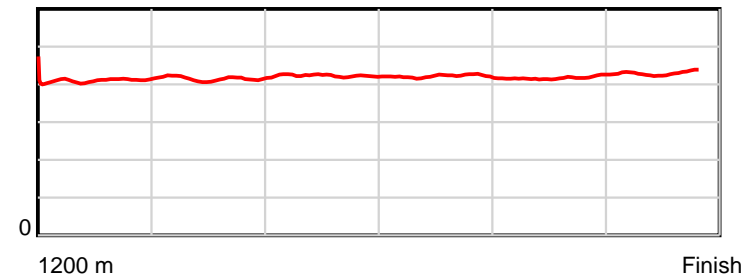
December 18, 2013, Race 3, BM68, Distance 1200m, Mowbray - Offset 0m

Result	TAB no.	Horse (Barrier)	1200 to	1000m to	800m to	600m to	400m to	200m to	Total or	Margin
5th	7	Bertie's Bells (6)	1000m	800m	600m	400m	200m	WP	Average	
		Position in running (margin)	-	4(1.6)	4(1.5)	4(2.3)	3(1.4)	4(0.8)		1.30
		Sectional time (s)	14.17	10.80	11.45	10.89	11.79	11.84		
		Cumulative time (s)	70.94	56.77	45.97	34.52	23.63	11.84	1:10.93	
		Speed (m/s)	14.11	18.52	17.47	18.37	16.96	16.89	16.92	
		Stride length (m)	6.21	7.67	7.35	7.73	7.06	7.25	7.17	
		Stride duration (s)	0.431	0.414	0.421	0.421	0.416	0.429	0.424	
		Stride efficiency (%)	60.29	91.82	84.37	93.44	77.92	82.22	80.43	
		Stride count	32.20	26.09	27.22	25.86	28.32	27.57	167.26	

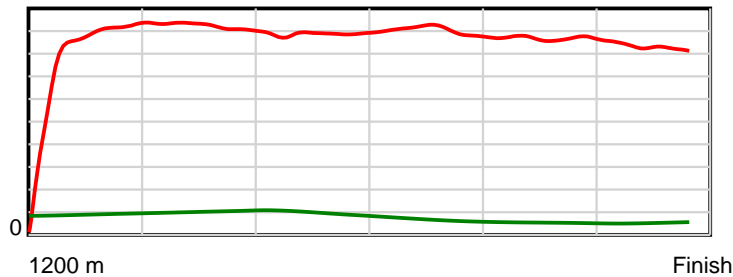
10 m Stride length



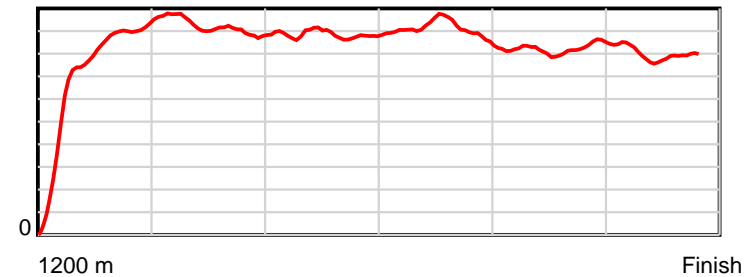
0.6 s Stride duration



20 m/sec Speed



100 % Stride efficiency



Note: Horizontal distance axis grid lines are 200m furlongs.

Disclaimer.

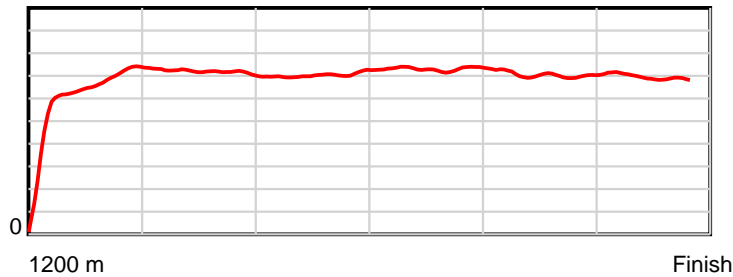
Tasracing Pty Ltd and Thoroughbred Ratings Pty Ltd accepts no responsibility for the completeness or accuracy of any of the information contained herein, and makes no representations about its suitability for any particular purpose. Users should make their own judgements about those matters and/or seek independent advice. You assume all risks associated with use of the data provided on this page.

Race Results

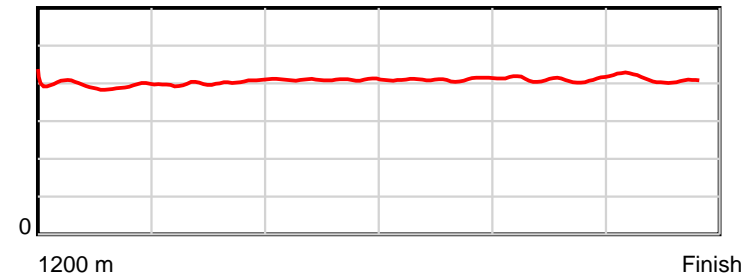
December 18, 2013, Race 3, BM68, Distance 1200m, Mowbray - Offset 0m

Result	TAB no.	Horse (Barrier)	1200 to	1000m to	800m to	600m to	400m to	200m to	Total or	Margin
6th	3	Yuppony (2)	1000m	800m	600m	400m	200m	WP	Average	
		Position in running (margin)	-	6(2.1)	5(2.3)	8(3.9)	9(3.9)	7(1.2)		1.80
		Sectional time (s)	14.19	10.83	11.59	11.04	11.44	11.94		
		Cumulative time (s)	71.03	56.84	46.01	34.42	23.38	11.94	1:11.03	
		Speed (m/s)	14.09	18.47	17.26	18.12	17.48	16.75	16.89	
		Stride length (m)	5.68	7.38	7.07	7.42	7.16	6.89	6.88	
		Stride duration (s)	0.402	0.400	0.410	0.409	0.410	0.411	0.407	
		Stride efficiency (%)	50.45	85.22	78.13	85.97	80.21	74.17	73.92	
		Stride count	35.20	27.08	28.28	26.96	27.92	29.03	174.47	

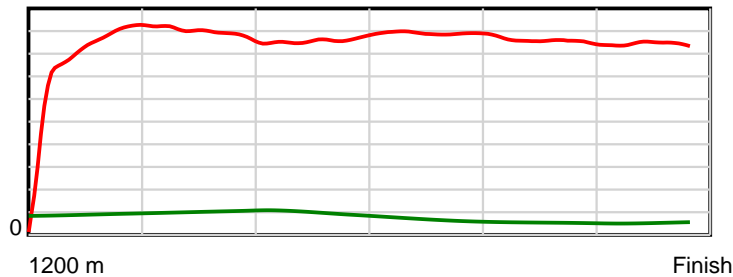
10 m Stride length



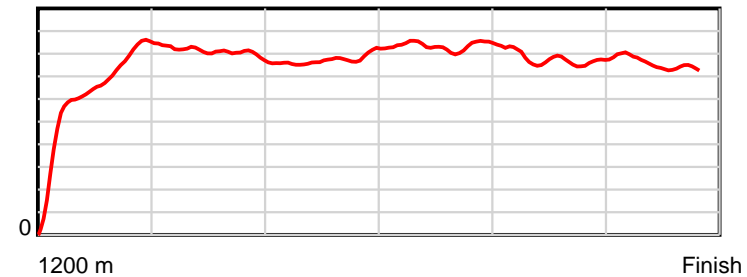
0.6 s Stride duration



20 m/sec Speed



100 % Stride efficiency



Note: Horizontal distance axis grid lines are 200m furlongs.

Disclaimer.

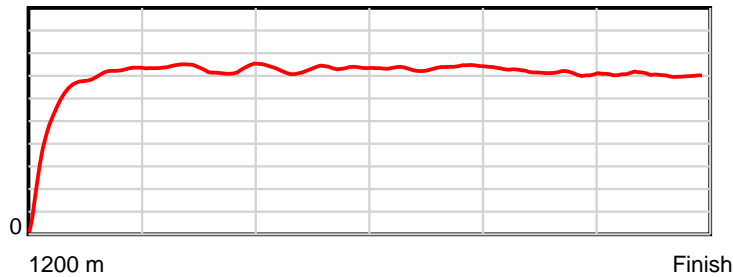
Tasracing Pty Ltd and Thoroughbred Ratings Pty Ltd accepts no responsibility for the completeness or accuracy of any of the information contained herein, and makes no representations about its suitability for any particular purpose. Users should make their own judgements about those matters and/or seek independent advice. You assume all risks associated with use of the data provided on this page.

Race Results

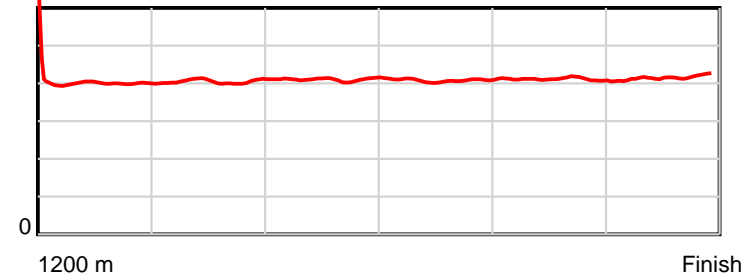
December 18, 2013, Race 3, BM68, Distance 1200m, Mowbray - Offset 0m

Result	TAB no.	Horse (Barrier)	1200 to	1000m to	800m to	600m to	400m to	200m to	Total or	Margin
7th	14	Refuse to Lose (9)	1000m	800m	600m	400m	200m	WP	Average	
		Position in running (margin)	-	5(1.6)	7(3.9)	9(4.2)	7(3.3)	6(1.2)		2.10
		Sectional time (s)	14.30	11.19	11.37	10.89	11.53	11.81		
		Cumulative time (s)	71.08	56.78	45.59	34.22	23.34	11.81	1:11.07	
		Speed (m/s)	13.98	17.87	17.59	18.37	17.35	16.93	16.88	
		Stride length (m)	6.07	7.23	7.22	7.48	7.15	7.03	7.00	
		Stride duration (s)	0.418	0.404	0.410	0.407	0.412	0.415	0.414	
		Stride efficiency (%)	57.56	81.67	81.40	87.39	79.82	77.12	76.50	
		Stride count	32.95	27.66	27.71	26.74	27.98	28.47	171.51	

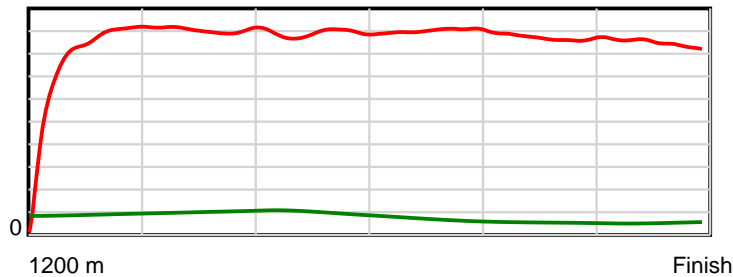
10 m Stride length



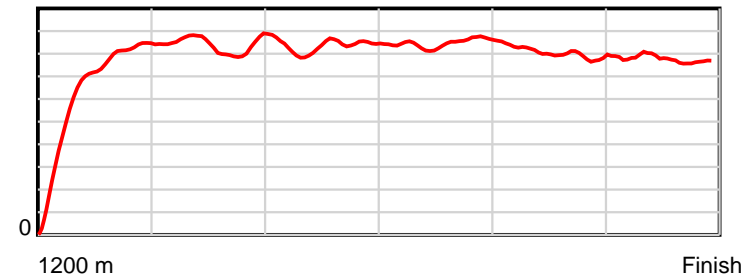
0.6 s Stride duration



20 m/sec Speed



100 % Stride efficiency



Note: Horizontal distance axis grid lines are 200m furlongs.

Disclaimer.

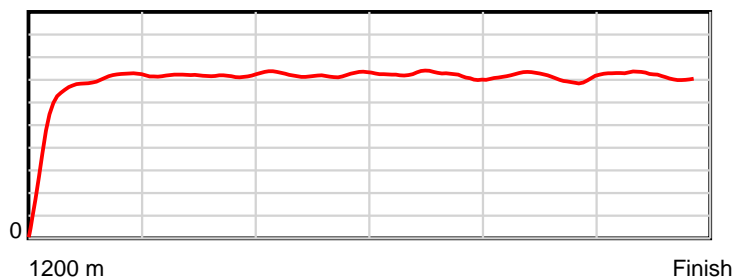
Tasracing Pty Ltd and Thoroughbred Ratings Pty Ltd accepts no responsibility for the completeness or accuracy of any of the information contained herein, and makes no representations about its suitability for any particular purpose. Users should make their own judgements about those matters and/or seek independent advice. You assume all risks associated with use of the data provided on this page.

Race Results

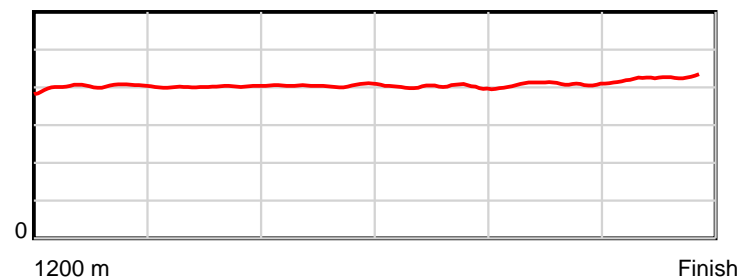
December 18, 2013, Race 3, BM68, Distance 1200m, Mowbray - Offset 0m

Result	TAB no.	Horse (Barrier)	1200 to	1000m to	800m to	600m to	400m to	200m to	Total or	Margin
8th	11	Constant Rhyth... (10)	1000m	800m	600m	400m	200m	WP	Average	
		Position in running (margin)	-	9(2.7)	8(3.9)	6(3.7)	6(3.1)	9(1.9)		2.40
		Sectional time (s)	14.25	11.01	11.29	10.94	11.69	11.97		
		Cumulative time (s)	71.14	56.89	45.88	34.60	23.66	11.97	1:11.14	
		Speed (m/s)	14.04	18.17	17.71	18.28	17.11	16.71	16.87	
		Stride length (m)	5.62	7.29	7.17	7.37	6.94	7.10	6.86	
		Stride duration (s)	0.398	0.402	0.404	0.403	0.406	0.425	0.406	
		Stride efficiency (%)	49.29	83.14	80.22	84.85	75.33	78.83	73.43	
		Stride count	35.61	27.42	27.91	27.14	28.81	28.16	175.05	

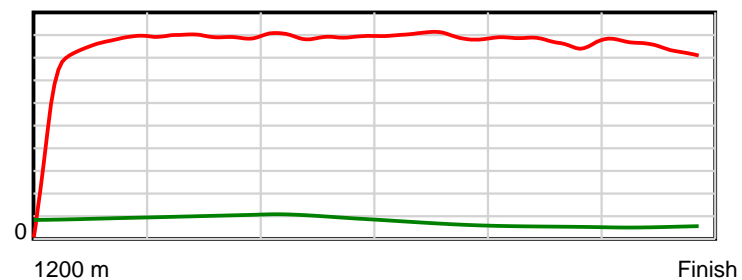
10 m Stride length



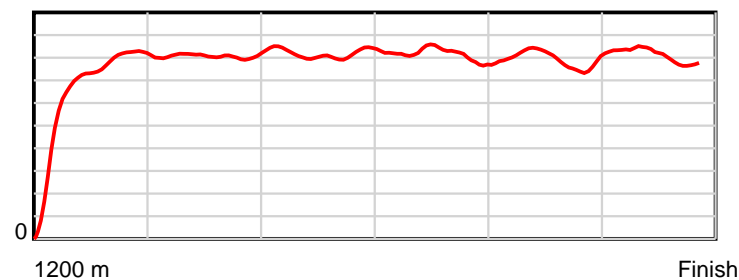
0.6 s Stride duration



20 m/sec Speed



100 % Stride efficiency



Note: Horizontal distance axis grid lines are 200m furlongs.

Disclaimer.

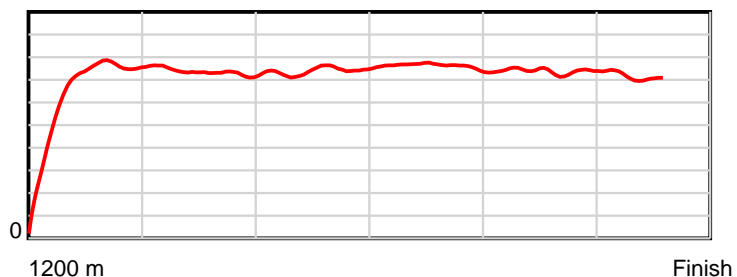
Tasracing Pty Ltd and Thoroughbred Ratings Pty Ltd accepts no responsibility for the completeness or accuracy of any of the information contained herein, and makes no representations about its suitability for any particular purpose. Users should make their own judgements about those matters and/or seek independent advice. You assume all risks associated with use of the data provided on this page.

Race Results

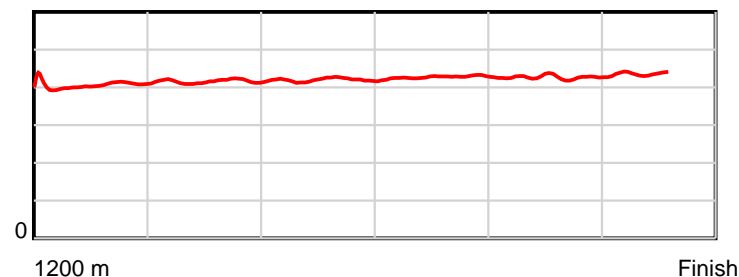
December 18, 2013, Race 3, BM68, Distance 1200m, Mowbray - Offset 0m

Result	TAB no.	Horse (Barrier)	1200 to	1000m to	800m to	600m to	400m to	200m to	Total or	Margin
9th	1	Bag of Monkeys (3)	1000m	800m	600m	400m	200m	WP	Average	
		Position in running (margin)	-	12(4.8)	9(3.9)	7(3.8)	8(3.5)	8(1.2)		2.60
		Sectional time (s)	14.74	10.65	11.30	10.99	11.51	11.98		
		Cumulative time (s)	71.17	56.43	45.78	34.48	23.49	11.98	1:11.17	
		Speed (m/s)	13.57	18.78	17.70	18.20	17.38	16.69	16.86	
		Stride length (m)	5.88	7.76	7.41	7.71	7.42	7.26	7.18	
		Stride duration (s)	0.425	0.414	0.419	0.424	0.427	0.435	0.426	
		Stride efficiency (%)	54.07	94.17	85.77	92.94	85.97	82.28	80.48	
		Stride count	34.00	25.76	27.00	25.93	26.96	27.56	167.21	

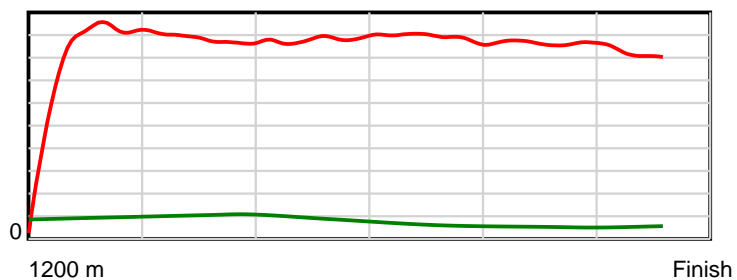
10 m Stride length



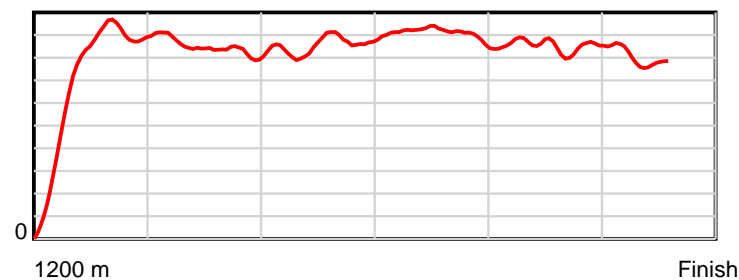
0.6 s Stride duration



20 m/sec Speed



100 % Stride efficiency



Note: Horizontal distance axis grid lines are 200m furlongs.

Disclaimer.

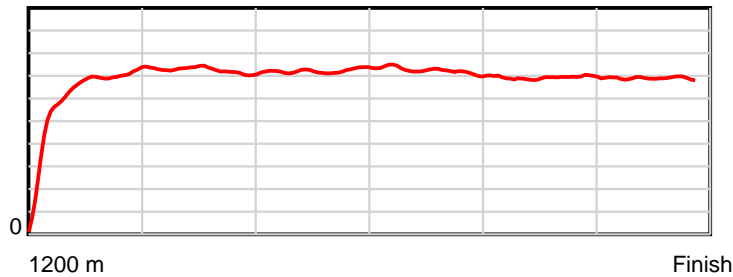
Tasracing Pty Ltd and Thoroughbred Ratings Pty Ltd accepts no responsibility for the completeness or accuracy of any of the information contained herein, and makes no representations about its suitability for any particular purpose. Users should make their own judgements about those matters and/or seek independent advice. You assume all risks associated with use of the data provided on this page.

Race Results

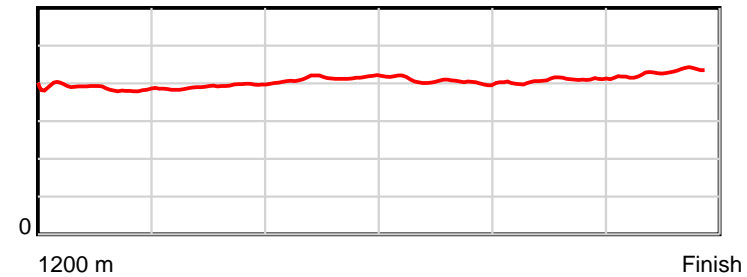
December 18, 2013, Race 3, BM68, Distance 1200m, Mowbray - Offset 0m

Result	TAB no.	Horse (Barrier)	1200 to	1000m to	800m to	600m to	400m to	200m to	Total or	Margin
10th	8	Heartbreak Las... (14)	1000m	800m	600m	400m	200m	WP	Average	
		Position in running (margin)	-	3(0.3)	3(0.3)	3(1.1)	2(1.0)	1(0.0)		3.40
		Sectional time (s)	13.98	10.79	11.46	11.02	11.71	12.36		
		Cumulative time (s)	71.32	57.34	46.56	35.09	24.07	12.36	1:11.31	
		Speed (m/s)	14.31	18.54	17.45	18.15	17.08	16.18	16.83	
		Stride length (m)	5.63	7.23	7.20	7.35	6.94	6.93	6.82	
		Stride duration (s)	0.387	0.390	0.413	0.405	0.406	0.428	0.406	
		Stride efficiency (%)	49.59	81.66	81.03	84.33	75.27	75.11	72.78	
		Stride count	35.50	27.67	27.77	27.23	28.82	28.85	175.84	

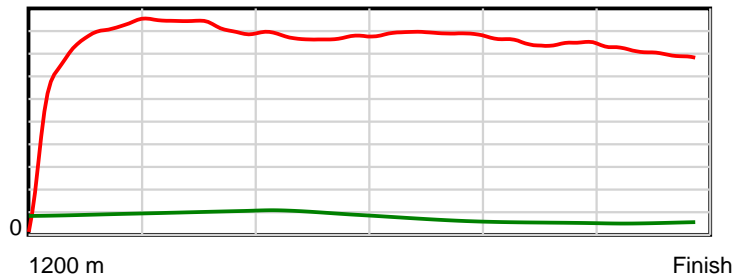
10 m Stride length



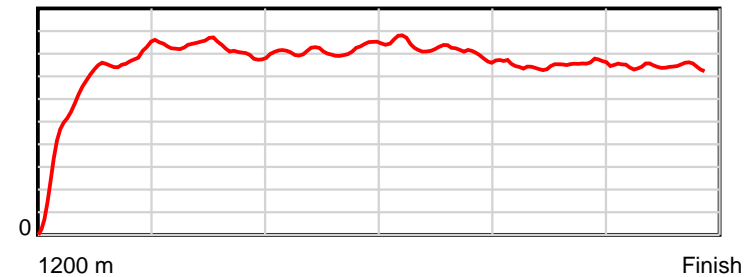
0.6 s Stride duration



20 m/sec Speed



100 % Stride efficiency



Note: Horizontal distance axis grid lines are 200m furlongs.

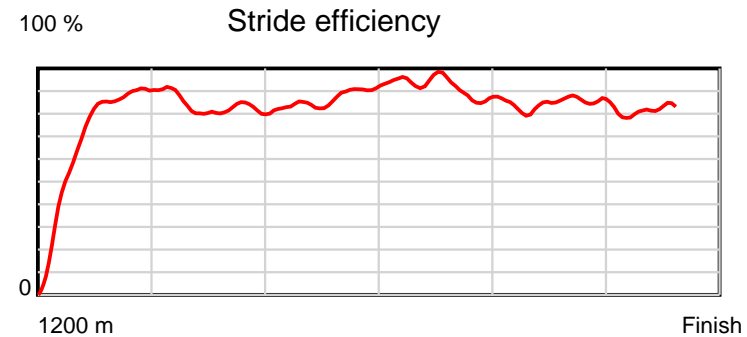
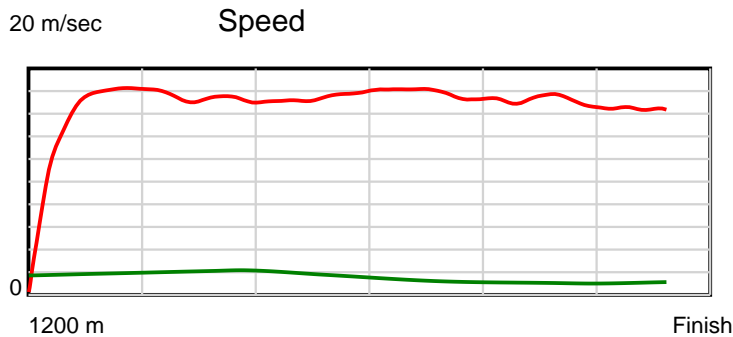
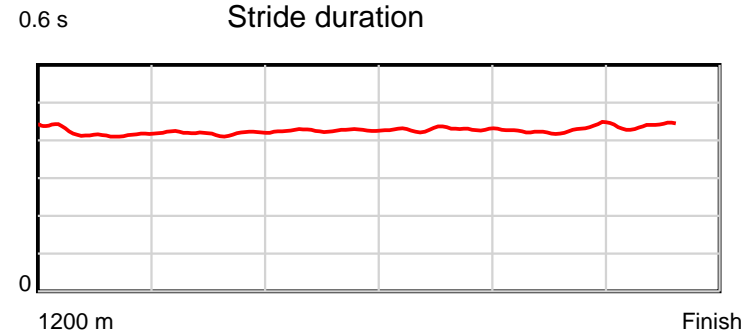
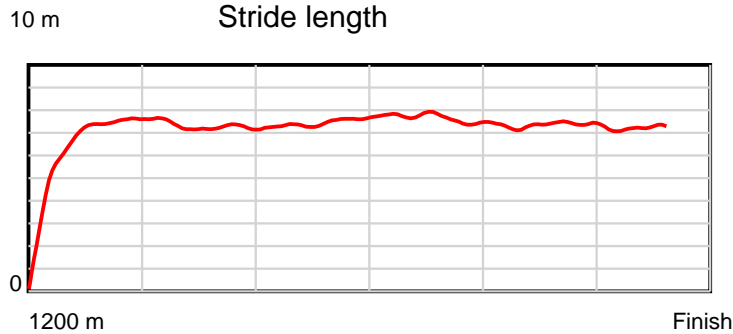
Disclaimer.

Tasracing Pty Ltd and Thoroughbred Ratings Pty Ltd accepts no responsibility for the completeness or accuracy of any of the information contained herein, and makes no representations about its suitability for any particular purpose. Users should make their own judgements about those matters and/or seek independent advice. You assume all risks associated with use of the data provided on this page.

Race Results

December 18, 2013, Race 3, BM68, Distance 1200m, Mowbray - Offset 0m

Result	TAB no.	Horse (Barrier)	1200 to	1000m to	800m to	600m to	400m to	200m to	Total or	Margin
11th	12	Revenging (5)	1000m	800m	600m	400m	200m	WP	Average	
		Position in running (margin)	-	11(4.5)	11(5.4)	14(6.7)	12(5.7)	12(2.9)		4.40
		Sectional time (s)	14.65	10.96	11.53	10.87	11.44	12.06		
		Cumulative time (s)	71.50	56.85	45.89	34.36	23.50	12.06	1:11.50	
		Speed (m/s)	13.66	18.25	17.35	18.40	17.48	16.58	16.78	
		Stride length (m)	6.22	7.62	7.35	7.88	7.44	7.27	7.26	
		Stride duration (s)	0.447	0.418	0.424	0.428	0.425	0.438	0.432	
		Stride efficiency (%)	60.54	90.81	84.49	97.12	86.40	82.60	82.30	
		Stride count	32.13	26.24	27.20	25.37	26.90	27.51	165.35	



Note: Horizontal distance axis grid lines are 200m furlongs.

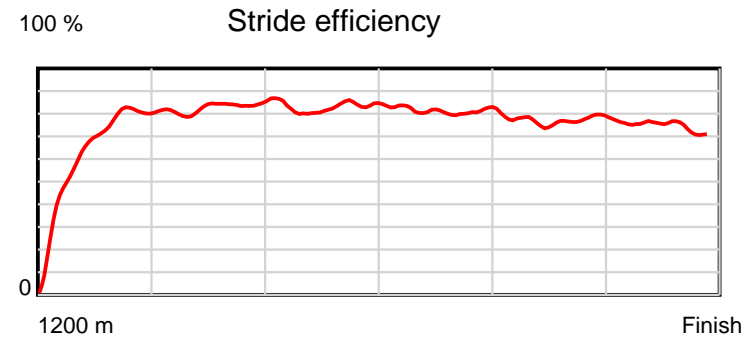
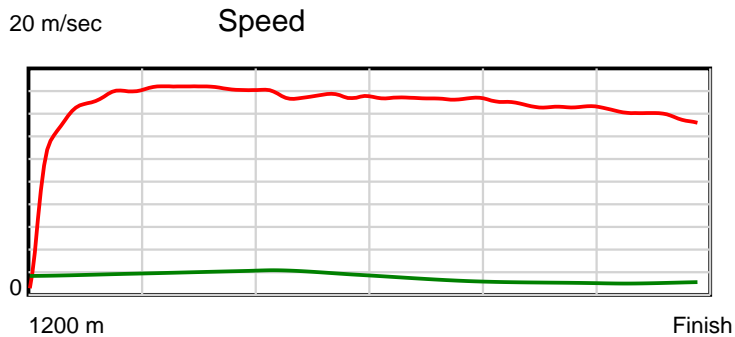
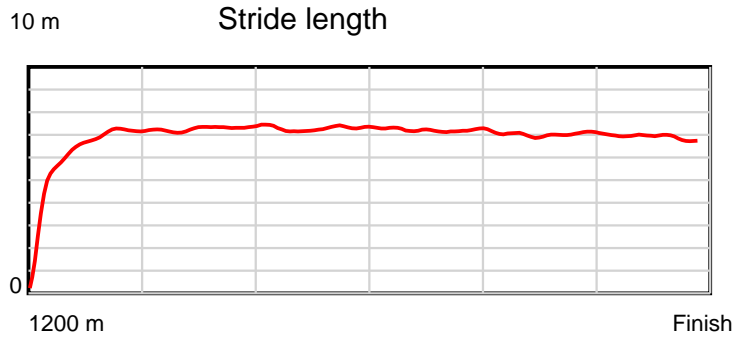
Disclaimer.

Tasracing Pty Ltd and Thoroughbred Ratings Pty Ltd accepts no responsibility for the completeness or accuracy of any of the information contained herein, and makes no representations about its suitability for any particular purpose. Users should make their own judgements about those matters and/or seek independent advice. You assume all risks associated with use of the data provided on this page.

Race Results

December 18, 2013, Race 3, BM68, Distance 1200m, Mowbray - Offset 0m

Result	TAB no.	Horse (Barrier)	1200 to	1000m to	800m to	600m to	400m to	200m to	Total or	Margin
12th	6	Tough At Heart (8)	1000m	800m	600m	400m	200m	WP	Average	
		Position in running (margin)	-	1(0.0)	1(0.0)	1(0.0)	5(2.3)	10(2.0)		4.70
		Sectional time (s)	13.77	10.80	11.32	11.42	11.84	12.40		
		Cumulative time (s)	71.55	57.78	46.98	35.66	24.24	12.40	1:11.54	
		Speed (m/s)	14.52	18.52	17.67	17.51	16.89	16.13	16.77	
		Stride length (m)	6.04	7.36	7.31	7.28	7.09	7.03	6.99	
		Stride duration (s)	0.415	0.397	0.414	0.416	0.420	0.436	0.417	
		Stride efficiency (%)	57.01	84.64	83.60	82.76	78.55	77.18	76.27	
		Stride count	33.11	27.17	27.34	27.48	28.21	28.46	171.77	



Note: Horizontal distance axis grid lines are 200m furlongs.

Disclaimer.

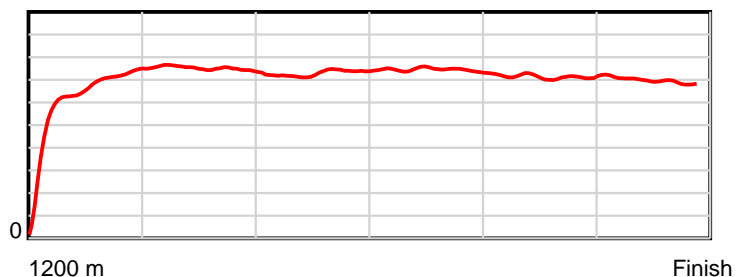
Tasracing Pty Ltd and Thoroughbred Ratings Pty Ltd accepts no responsibility for the completeness or accuracy of any of the information contained herein, and makes no representations about its suitability for any particular purpose. Users should make their own judgements about those matters and/or seek independent advice. You assume all risks associated with use of the data provided on this page.

Race Results

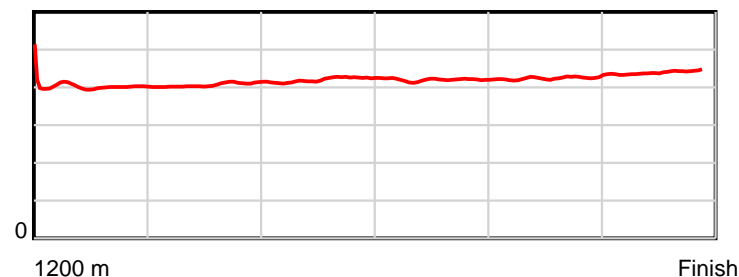
December 18, 2013, Race 3, BM68, Distance 1200m, Mowbray - Offset 0m

Result	TAB no.	Horse (Barrier)	1200 to	1000m to	800m to	600m to	400m to	200m to	Total or	Margin
13th	15	Molvivre (1)	1000m	800m	600m	400m	200m	WP	Average	
		Position in running (margin)	-	2(0.3)	2(0.2)	2(0.1)	1(0.0)	3(0.3)		5.20
		Sectional time (s)	13.99	10.78	11.30	11.03	11.94	12.60		
		Cumulative time (s)	71.64	57.65	46.87	35.58	24.55	12.60	1:11.64	
		Speed (m/s)	14.29	18.55	17.70	18.13	16.75	15.87	16.75	
		Stride length (m)	5.90	7.54	7.42	7.61	7.09	6.99	7.04	
		Stride duration (s)	0.403	0.406	0.419	0.420	0.423	0.440	0.420	
		Stride efficiency (%)	54.31	88.81	86.11	90.53	78.49	76.28	77.39	
		Stride count	33.92	26.53	26.94	26.28	28.22	28.63	170.52	

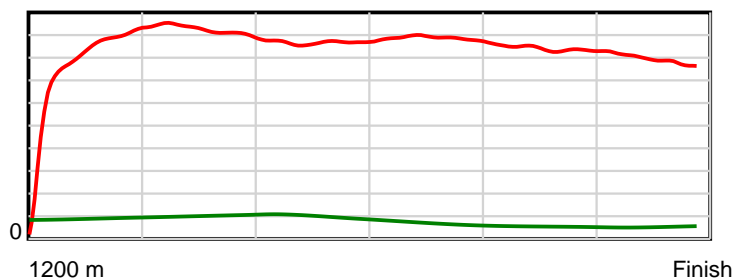
10 m Stride length



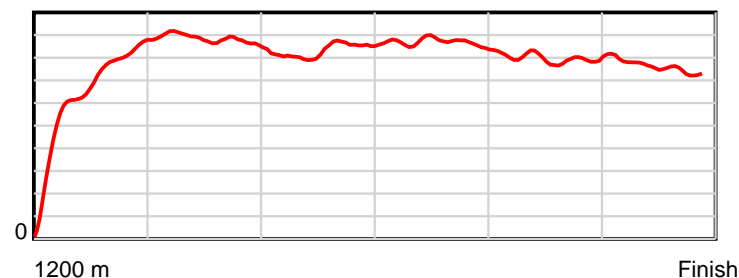
0.6 s Stride duration



20 m/sec Speed



100 % Stride efficiency



Note: Horizontal distance axis grid lines are 200m furlongs.

Disclaimer.

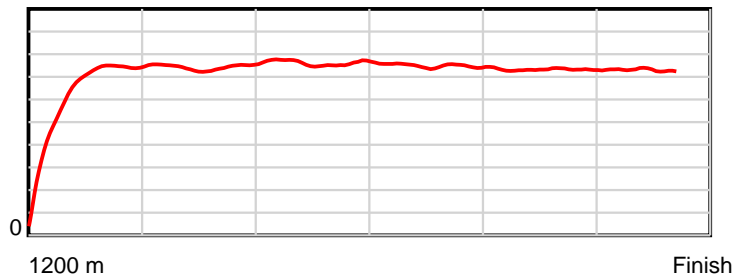
Tasracing Pty Ltd and Thoroughbred Ratings Pty Ltd accepts no responsibility for the completeness or accuracy of any of the information contained herein, and makes no representations about its suitability for any particular purpose. Users should make their own judgements about those matters and/or seek independent advice. You assume all risks associated with use of the data provided on this page.

Race Results

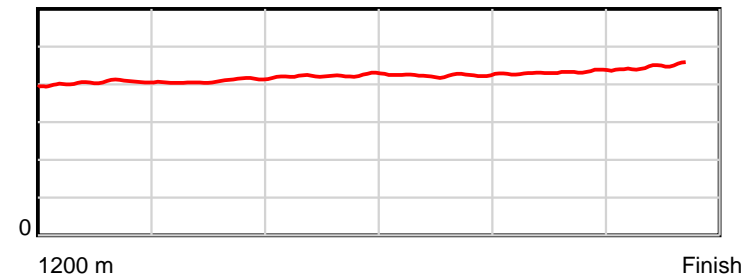
December 18, 2013, Race 3, BM68, Distance 1200m, Mowbray - Offset 0m

Result	TAB no.	Horse (Barrier)	1200 to	1000m to	800m to	600m to	400m to	200m to	Total or	Margin
14th	2	Miswaki Call (11)	1000m	800m	600m	400m	200m	WP	Average	
		Position in running (margin)	-	13(12.3)	13(6.3)	11(4.9)	14(6.0)	14(6.7)		9.70
		Sectional time (s)	16.11	9.81	11.09	11.22	12.01	12.24		
		Cumulative time (s)	72.47	56.36	46.55	35.46	24.24	12.24	1:12.47	
		Speed (m/s)	12.42	20.39	18.03	17.83	16.65	16.34	16.56	
		Stride length (m)	5.28	8.28	7.56	7.56	7.13	7.28	7.04	
		Stride duration (s)	0.416	0.406	0.419	0.424	0.428	0.445	0.425	
		Stride efficiency (%)	43.61	107.22	89.39	89.35	79.54	82.71	77.49	
		Stride count	37.86	24.14	26.44	26.45	28.03	27.49	170.41	

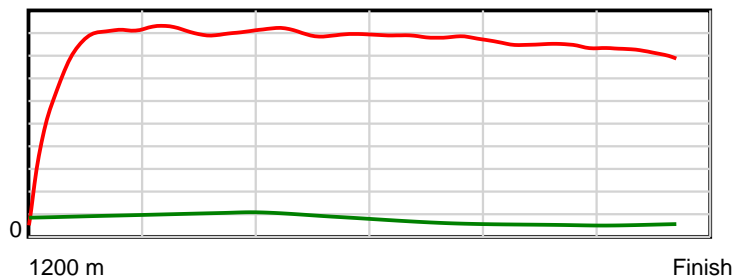
10 m Stride length



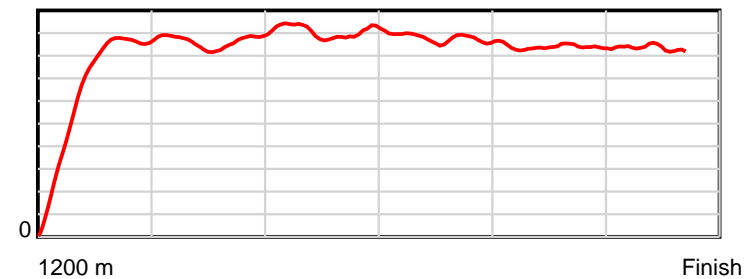
0.6 s Stride duration



20 m/sec Speed



100 % Stride efficiency



Note: Horizontal distance axis grid lines are 200m furlongs.

Disclaimer.

Tasracing Pty Ltd and Thoroughbred Ratings Pty Ltd accepts no responsibility for the completeness or accuracy of any of the information contained herein, and makes no representations about its suitability for any particular purpose. Users should make their own judgements about those matters and/or seek independent advice. You assume all risks associated with use of the data provided on this page.