



## Race Results

Tasmanian Turf Club, Launceston, December 18, 2013

Compilation date: December 19, 2013, 12:00:07 PM (EST)

Copyright © 2013 Tasracing Pty Ltd. All rights reserved.

### Trademarks.

StrideMASTER is a registered trademark of Thoroughbred Ratings Pty Ltd.

### Disclaimer.

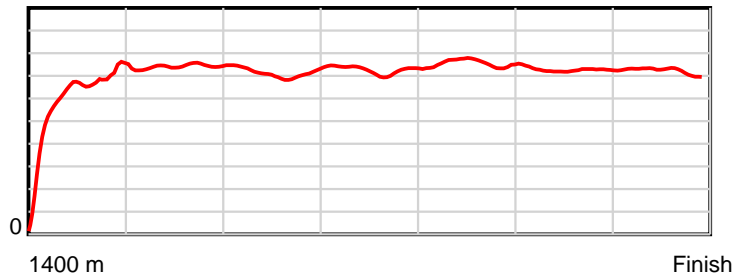
Tasracing Pty Ltd and Thoroughbred Ratings Pty Ltd accepts no responsibility for the completeness or accuracy of any of the information contained herein, and makes no representations about its suitability for any particular purpose. Users should make their own judgements about those matters and/or seek independent advice. You assume all risks associated with use of the data provided on this page.

# Race Results

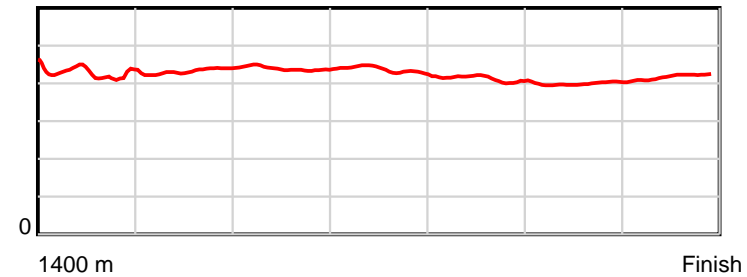
December 18, 2013, Race 4, 3Y-SW, Distance 1400m, Mowbray - Offset 0m

Result	TAB no.	Horse (Barrier)	1400 to	1200m to	1000m to	800m to	600m to	400m to	200m to	Total or	Margin
1st	3	Inner Warrior (14)	1200m	1000m	800m	600m	400m	200m	WP	Average	
		Position in running (margin)	-	12(5.5)	14(6.4)	14(6.6)	12(4.7)	10(2.3)	6(1.2)		0.00
		Sectional time (s)	14.95	11.68	12.39	12.06	10.73	11.13	11.63		
		Cumulative time (s)	84.55	69.60	57.92	45.54	33.48	22.75	11.63	1:24.54	
		Speed (m/s)	13.38	17.12	16.14	16.58	18.64	17.97	17.20	16.56	
		Stride length (m)	5.67	7.39	7.08	7.24	7.66	7.19	7.18	7.00	
		Stride duration (s)	0.421	0.431	0.438	0.437	0.411	0.400	0.417	0.423	
		Stride efficiency (%)	50.31	85.35	78.33	81.99	91.80	80.68	80.47	76.60	
		Stride count	35.25	27.06	28.25	27.61	26.09	27.83	27.87	199.96	

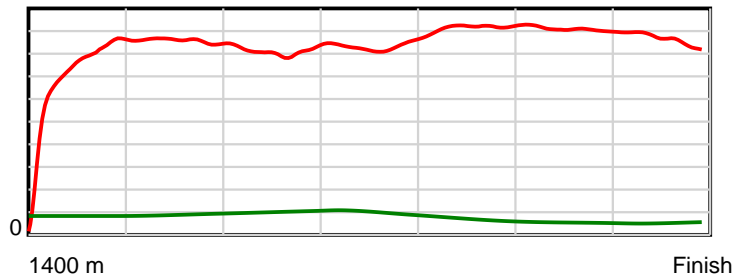
10 m Stride length



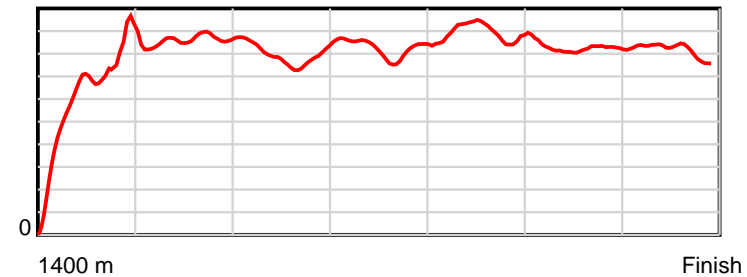
0.6 s Stride duration



20 m/sec Speed



100 % Stride efficiency



Note: Horizontal distance axis grid lines are 200m furlongs.

## Disclaimer.

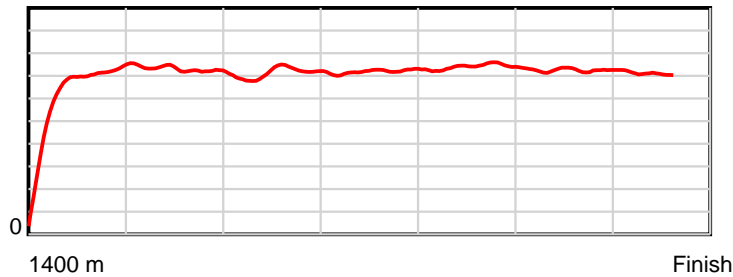
Tasracing Pty Ltd and Thoroughbred Ratings Pty Ltd accepts no responsibility for the completeness or accuracy of any of the information contained herein, and makes no representations about its suitability for any particular purpose. Users should make their own judgements about those matters and/or seek independent advice. You assume all risks associated with use of the data provided on this page.

# Race Results

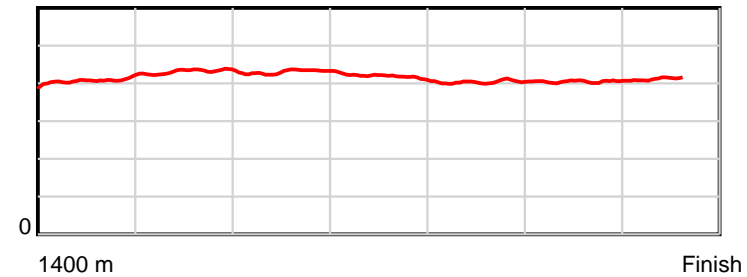
December 18, 2013, Race 4, 3Y-SW, Distance 1400m, Mowbray - Offset 0m

Result	TAB no.	Horse (Barrier)	1400 to	1200m to	1000m to	800m to	600m to	400m to	200m to	Total or	Margin
2nd	13	<b>Geegees Velvet (10)</b>	<b>1200m</b>	<b>1000m</b>	<b>800m</b>	<b>600m</b>	<b>400m</b>	<b>200m</b>	<b>WP</b>	<b>Average</b>	
		Position in running (margin)	-	14(9.1)	13(5.7)	9(4.7)	5(2.4)	4(0.5)	7(1.9)		2.00
		Sectional time (s)	15.89	10.97	12.19	11.98	10.82	11.53	11.52		
		Cumulative time (s)	84.91	69.02	58.05	45.87	33.88	23.06	11.52	1:24.90	
		Speed (m/s)	12.58	18.23	16.41	16.69	18.48	17.35	17.36	16.49	
		Stride length (m)	5.90	7.75	7.04	7.11	7.48	7.03	7.11	7.02	
		Stride duration (s)	0.431	0.425	0.429	0.426	0.405	0.405	0.410	0.426	
		Stride efficiency (%)	54.48	93.80	77.47	78.94	87.46	77.22	79.08	76.94	
		Stride count	33.87	25.81	28.41	28.14	26.73	28.45	28.11	199.52	

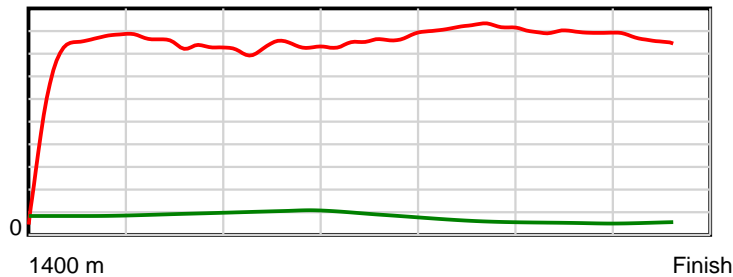
10 m Stride length



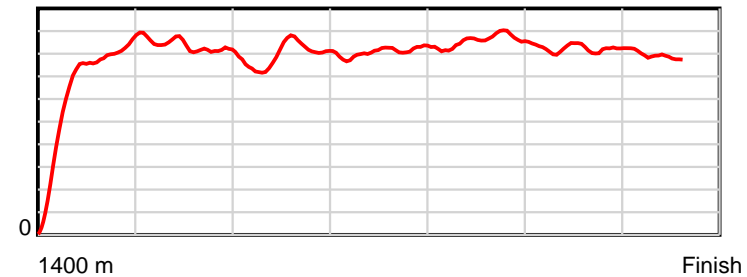
0.6 s Stride duration



20 m/sec Speed



100 % Stride efficiency



Note: Horizontal distance axis grid lines are 200m furlongs.

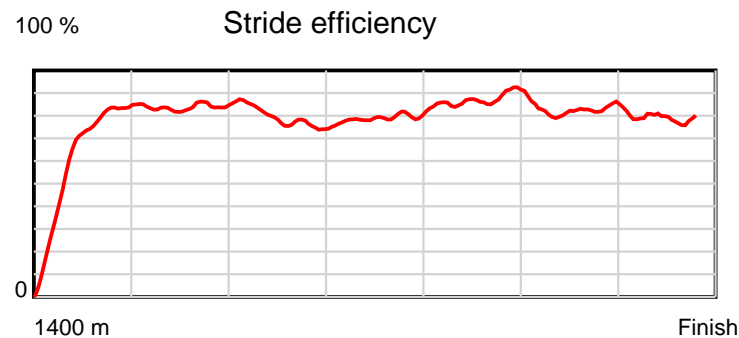
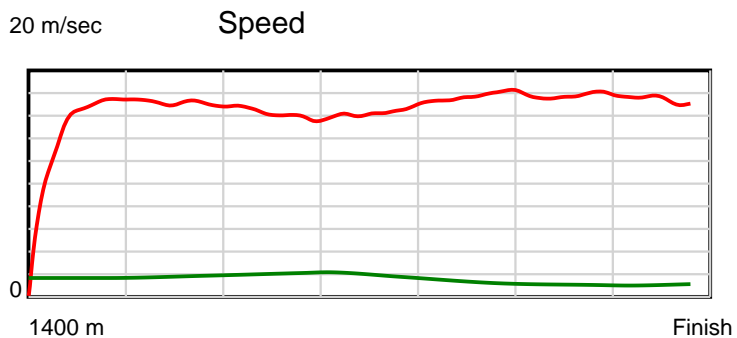
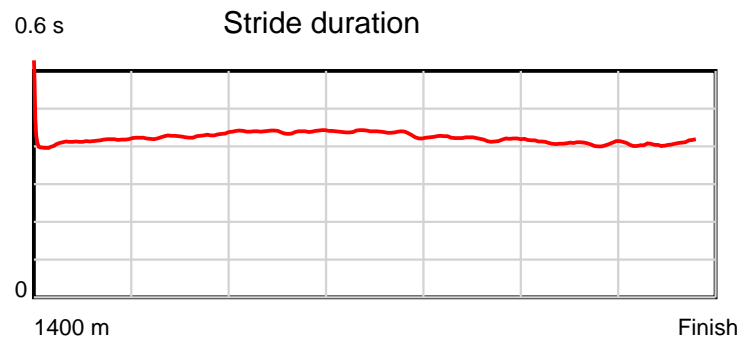
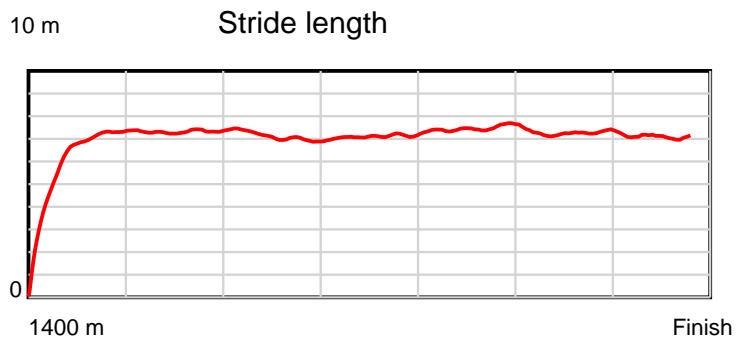
**Disclaimer.**

Tasracing Pty Ltd and Thoroughbred Ratings Pty Ltd accepts no responsibility for the completeness or accuracy of any of the information contained herein, and makes no representations about its suitability for any particular purpose. Users should make their own judgements about those matters and/or seek independent advice. You assume all risks associated with use of the data provided on this page.

# Race Results

December 18, 2013, Race 4, 3Y-SW, Distance 1400m, Mowbray - Offset 0m

Result	TAB no.	Horse (Barrier)	1400 to	1200m to	1000m to	800m to	600m to	400m to	200m to	Total or	Margin
3rd	7	<b>Geegees Sopran... (1)</b>	<b>1200m</b>	<b>1000m</b>	<b>800m</b>	<b>600m</b>	<b>400m</b>	<b>200m</b>	<b>WP</b>	<b>Average</b>	
		Position in running (margin)	-	7(3.1)	8(3.8)	7(4.2)	10(3.7)	12(3.3)	10(3.3)		2.10
		Sectional time (s)	14.92	11.64	12.43	12.29	11.06	11.31	11.28		
		Cumulative time (s)	84.93	70.01	58.37	45.94	33.65	22.59	11.28	1:24.93	
		Speed (m/s)	13.40	17.18	16.09	16.27	18.08	17.68	17.73	16.48	
		Stride length (m)	5.74	7.31	7.06	7.12	7.61	7.22	7.23	6.99	
		Stride duration (s)	0.415	0.425	0.439	0.438	0.421	0.409	0.408	0.424	
		Stride efficiency (%)	51.49	83.40	77.84	79.20	90.48	81.56	81.64	76.36	
		Stride count	34.84	27.38	28.34	28.09	26.28	27.68	27.67	200.28	



Note: Horizontal distance axis grid lines are 200m furlongs.

**Disclaimer.**

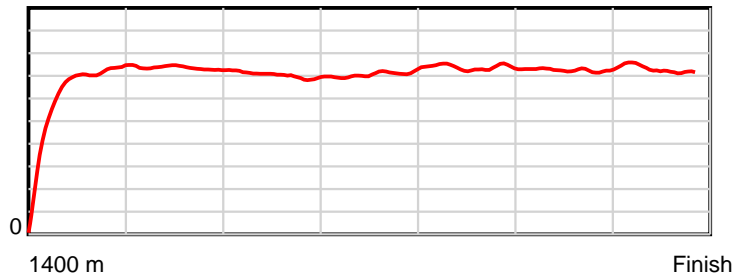
Tasracing Pty Ltd and Thoroughbred Ratings Pty Ltd accepts no responsibility for the completeness or accuracy of any of the information contained herein, and makes no representations about its suitability for any particular purpose. Users should make their own judgements about those matters and/or seek independent advice. You assume all risks associated with use of the data provided on this page.

# Race Results

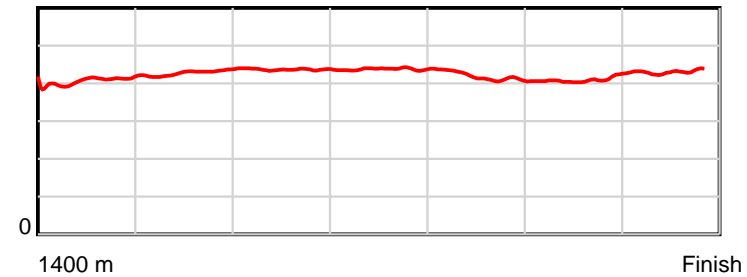
December 18, 2013, Race 4, 3Y-SW, Distance 1400m, Mowbray - Offset 0m

Result	TAB no.	Horse (Barrier)	1400 to	1200m to	1000m to	800m to	600m to	400m to	200m to	Total or	Margin
4th	1	<b>Grand Tycoon (12)</b>	<b>1200m</b>	<b>1000m</b>	<b>800m</b>	<b>600m</b>	<b>400m</b>	<b>200m</b>	<b>WP</b>	<b>Average</b>	
		Position in running (margin)	-	1(0.0)	1(0.0)	1(0.0)	1(0.0)	1(0.0)	1(0.0)		3.10
		Sectional time (s)	14.58	11.53	12.35	12.37	11.13	11.31	11.84		
		Cumulative time (s)	85.12	70.54	59.01	46.65	34.28	23.15	11.84	1:25.12	
		Speed (m/s)	13.72	17.35	16.19	16.17	17.97	17.68	16.89	16.45	
		Stride length (m)	5.72	7.40	7.07	7.06	7.58	7.20	7.25	6.99	
		Stride duration (s)	0.402	0.427	0.436	0.437	0.422	0.407	0.429	0.425	
		Stride efficiency (%)	51.06	85.55	78.02	77.91	89.79	81.02	82.11	76.26	
		Stride count	34.99	27.03	28.30	28.33	26.38	27.78	27.59	200.40	

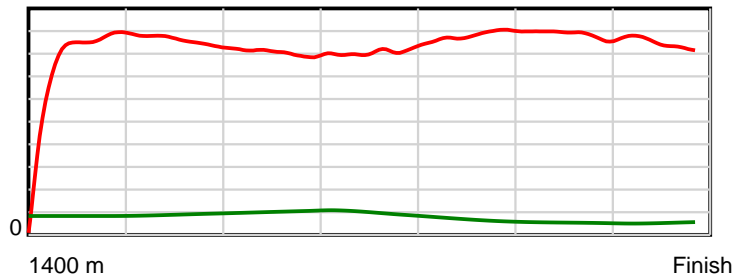
10 m Stride length



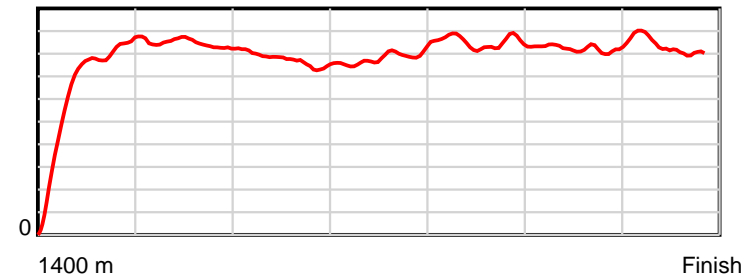
0.6 s Stride duration



20 m/sec Speed



100 % Stride efficiency



Note: Horizontal distance axis grid lines are 200m furlongs.

## Disclaimer.

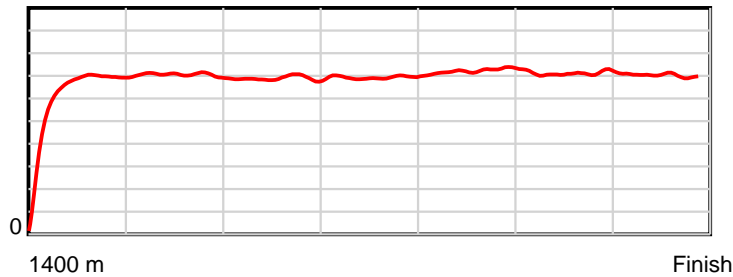
Tasracing Pty Ltd and Thoroughbred Ratings Pty Ltd accepts no responsibility for the completeness or accuracy of any of the information contained herein, and makes no representations about its suitability for any particular purpose. Users should make their own judgements about those matters and/or seek independent advice. You assume all risks associated with use of the data provided on this page.

# Race Results

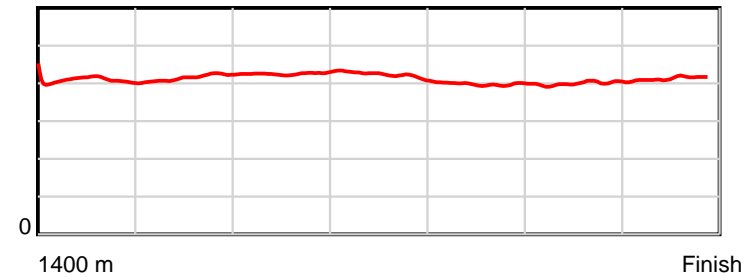
December 18, 2013, Race 4, 3Y-SW, Distance 1400m, Mowbray - Offset 0m

Result	TAB no.	Horse (Barrier)	1400 to	1200m to	1000m to	800m to	600m to	400m to	200m to	Total or	Margin
5th	14	<b>Frolicked (8)</b>	<b>1200m</b>	<b>1000m</b>	<b>800m</b>	<b>600m</b>	<b>400m</b>	<b>200m</b>	<b>WP</b>	<b>Average</b>	
		Position in running (margin)	-	5(2.2)	6(3.3)	6(2.8)	6(2.7)	2(0.5)	5(1.1)		3.30
		Sectional time (s)	14.80	11.71	12.27	12.35	10.77	11.41	11.84		
		Cumulative time (s)	85.15	70.35	58.64	46.37	34.02	23.25	11.84	1:25.15	
		Speed (m/s)	13.51	17.08	16.30	16.19	18.57	17.53	16.89	16.44	
		Stride length (m)	5.73	7.07	6.93	6.86	7.42	7.00	6.97	6.81	
		Stride duration (s)	0.413	0.414	0.425	0.424	0.399	0.399	0.412	0.414	
		Stride efficiency (%)	51.37	78.06	74.96	73.61	85.94	76.55	75.82	72.56	
		Stride count	34.88	28.30	28.88	29.14	26.97	28.57	28.71	205.45	

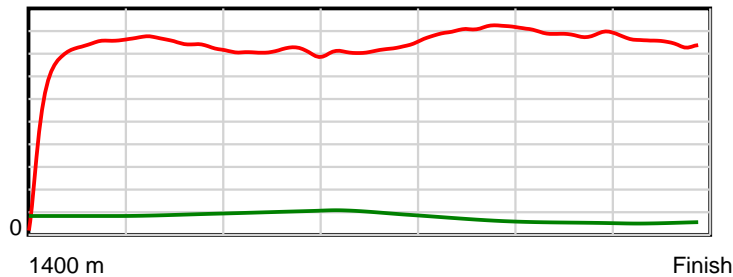
10 m Stride length



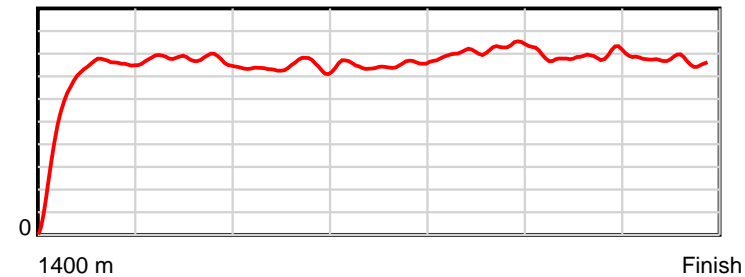
0.6 s Stride duration



20 m/sec Speed



100 % Stride efficiency



Note: Horizontal distance axis grid lines are 200m furlongs.

**Disclaimer.**

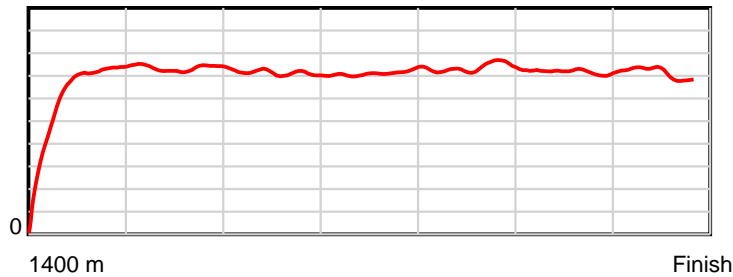
Tasracing Pty Ltd and Thoroughbred Ratings Pty Ltd accepts no responsibility for the completeness or accuracy of any of the information contained herein, and makes no representations about its suitability for any particular purpose. Users should make their own judgements about those matters and/or seek independent advice. You assume all risks associated with use of the data provided on this page.

# Race Results

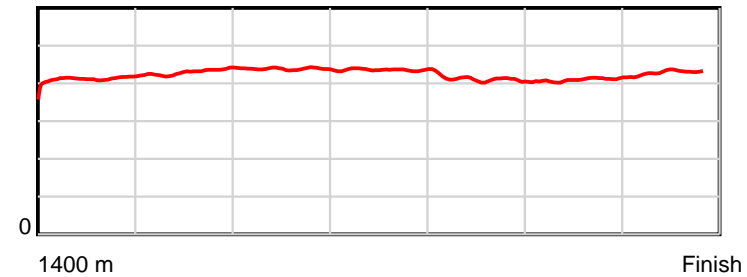
December 18, 2013, Race 4, 3Y-SW, Distance 1400m, Mowbray - Offset 0m

Result	TAB no.	Horse (Barrier)	1400 to	1200m to	1000m to	800m to	600m to	400m to	200m to	Total or	Margin
6th	5	Havana Stash (11)	1200m	1000m	800m	600m	400m	200m	WP	Average	
		Position in running (margin)	-	8(3.4)	4(1.4)	2(0.5)	3(1.4)	5(0.8)	4(0.9)		3.50
		Sectional time (s)	14.96	11.19	12.19	12.53	11.03	11.34	11.95		
		Cumulative time (s)	85.19	70.23	59.04	46.85	34.32	23.29	11.95	1:25.19	
		Speed (m/s)	13.37	17.87	16.41	15.96	18.13	17.64	16.74	16.43	
		Stride length (m)	5.51	7.65	7.19	6.95	7.51	7.19	7.17	6.95	
		Stride duration (s)	0.403	0.428	0.439	0.436	0.414	0.408	0.428	0.423	
		Stride efficiency (%)	47.37	91.53	80.88	75.57	88.21	80.88	80.30	75.55	
		Stride count	36.33	26.13	27.80	28.76	26.62	27.80	27.90	201.34	

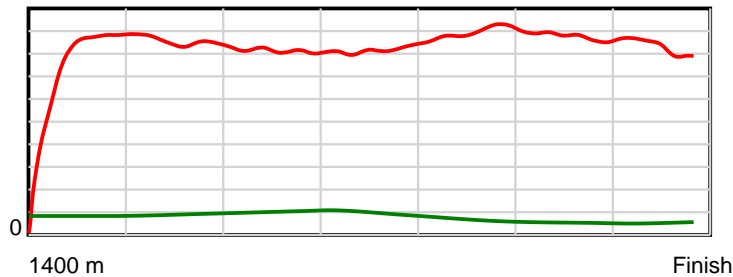
10 m Stride length



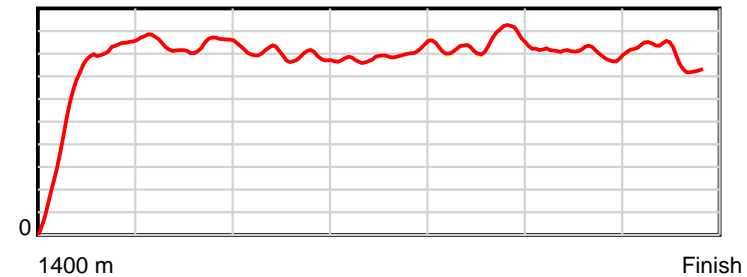
0.6 s Stride duration



20 m/sec Speed



100 % Stride efficiency



Note: Horizontal distance axis grid lines are 200m furlongs.

## Disclaimer.

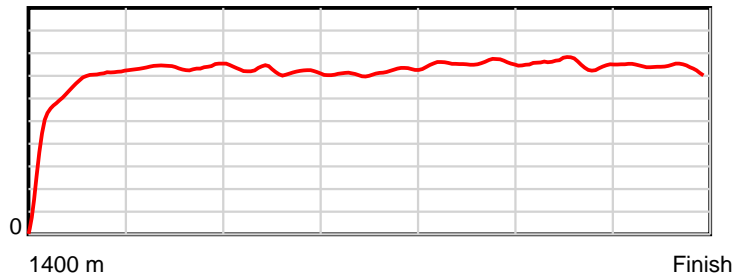
Tasracing Pty Ltd and Thoroughbred Ratings Pty Ltd accepts no responsibility for the completeness or accuracy of any of the information contained herein, and makes no representations about its suitability for any particular purpose. Users should make their own judgements about those matters and/or seek independent advice. You assume all risks associated with use of the data provided on this page.

# Race Results

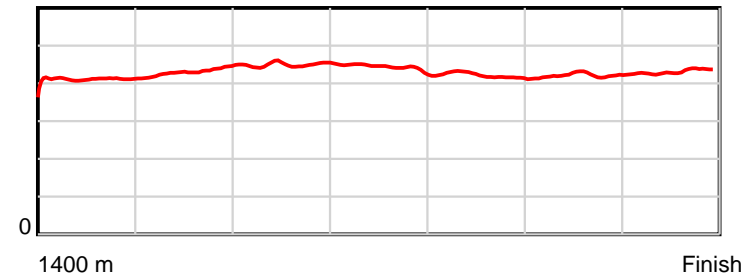
December 18, 2013, Race 4, 3Y-SW, Distance 1400m, Mowbray - Offset 0m

Result	TAB no.	Horse (Barrier)	1400 to	1200m to	1000m to	800m to	600m to	400m to	200m to	Total or	Margin
7th	6	<b>Savoire Step (4)</b>	<b>1200m</b>	<b>1000m</b>	<b>800m</b>	<b>600m</b>	<b>400m</b>	<b>200m</b>	<b>WP</b>	<b>Average</b>	
		Position in running (margin)	-	6(2.2)	7(3.6)	8(4.7)	9(3.6)	7(1.8)	8(2.0)		3.60
		Sectional time (s)	14.85	11.75	12.53	12.20	10.83	11.34	11.70		
		Cumulative time (s)	85.21	70.36	58.60	46.07	33.87	23.04	11.70	1:25.20	
		Speed (m/s)	13.47	17.02	15.96	16.39	18.47	17.64	17.09	16.43	
		Stride length (m)	5.59	7.33	7.17	7.25	7.78	7.41	7.37	7.06	
		Stride duration (s)	0.403	0.431	0.449	0.442	0.421	0.420	0.431	0.430	
		Stride efficiency (%)	48.82	84.00	80.31	82.19	94.60	85.86	84.96	77.86	
		Stride count	35.78	27.28	27.90	27.58	25.70	26.98	27.12	198.34	

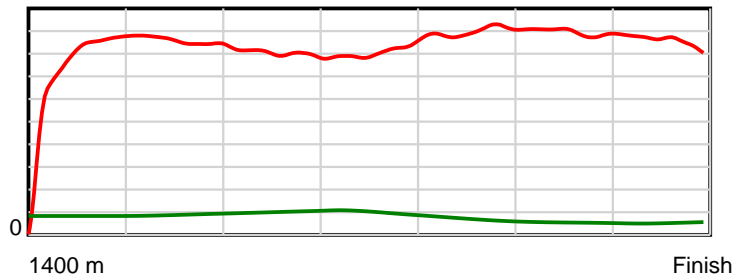
10 m Stride length



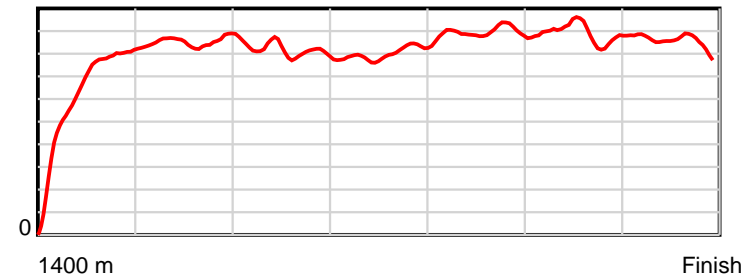
0.6 s Stride duration



20 m/sec Speed



100 % Stride efficiency



Note: Horizontal distance axis grid lines are 200m furlongs.

## Disclaimer.

Tasracing Pty Ltd and Thoroughbred Ratings Pty Ltd accepts no responsibility for the completeness or accuracy of any of the information contained herein, and makes no representations about its suitability for any particular purpose. Users should make their own judgements about those matters and/or seek independent advice. You assume all risks associated with use of the data provided on this page.

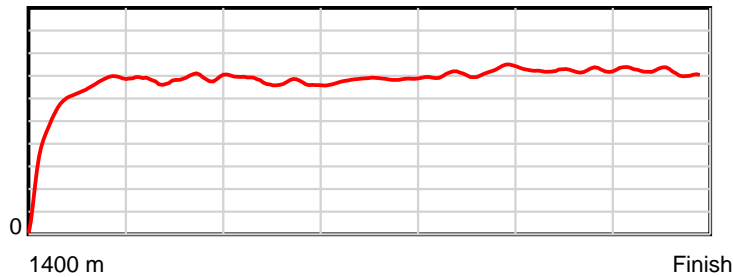


# Race Results

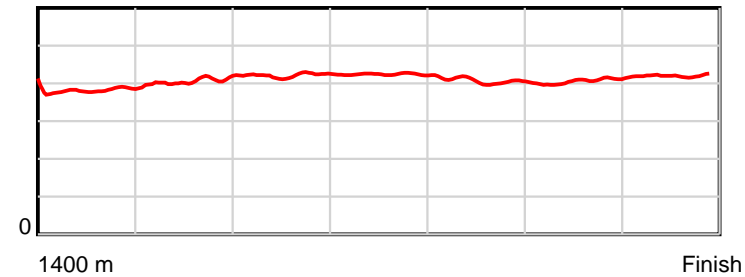
December 18, 2013, Race 4, 3Y-SW, Distance 1400m, Mowbray - Offset 0m

Result	TAB no.	Horse (Barrier)	1400 to	1200m to	1000m to	800m to	600m to	400m to	200m to	Total or	Margin
8th	4	<b>Quest Master (2)</b>	<b>1200m</b>	<b>1000m</b>	<b>800m</b>	<b>600m</b>	<b>400m</b>	<b>200m</b>	<b>WP</b>	<b>Average</b>	
		Position in running (margin)	-	3(1.0)	3(1.4)	4(2.4)	4(1.4)	6(1.1)	3(0.9)		3.70
		Sectional time (s)	14.69	11.60	12.51	12.21	11.09	11.26	11.86		
		Cumulative time (s)	85.23	70.54	58.93	46.42	34.21	23.12	11.86	1:25.23	
		Speed (m/s)	13.62	17.24	15.99	16.38	18.03	17.76	16.86	16.43	
		Stride length (m)	5.35	6.98	6.72	6.94	7.36	7.18	7.09	6.73	
		Stride duration (s)	0.380	0.405	0.420	0.424	0.408	0.404	0.420	0.410	
		Stride efficiency (%)	44.71	76.11	70.52	75.26	84.69	80.63	78.46	70.88	
		Stride count	37.39	28.66	29.77	28.82	27.17	27.84	28.22	207.87	

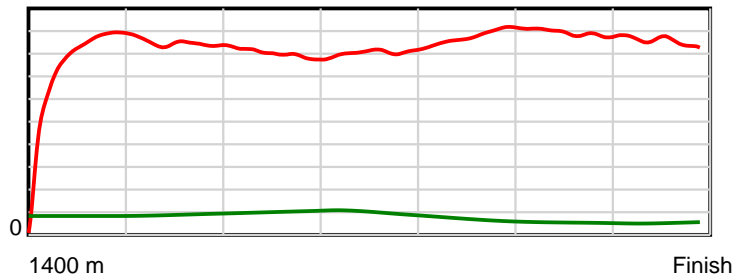
10 m Stride length



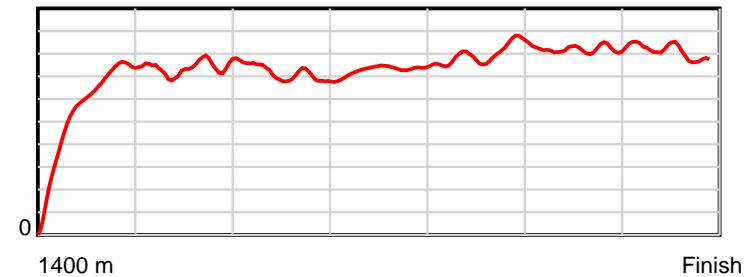
0.6 s Stride duration



20 m/sec Speed



100 % Stride efficiency



Note: Horizontal distance axis grid lines are 200m furlongs.

## Disclaimer.

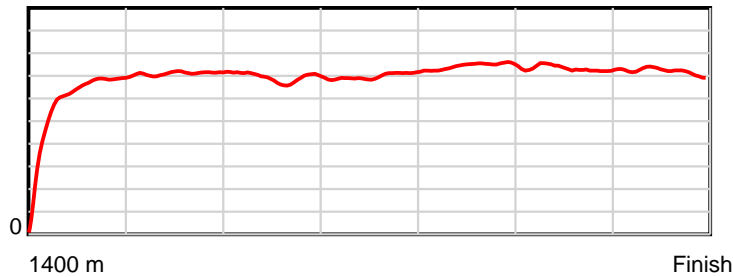
Tasracing Pty Ltd and Thoroughbred Ratings Pty Ltd accepts no responsibility for the completeness or accuracy of any of the information contained herein, and makes no representations about its suitability for any particular purpose. Users should make their own judgements about those matters and/or seek independent advice. You assume all risks associated with use of the data provided on this page.

# Race Results

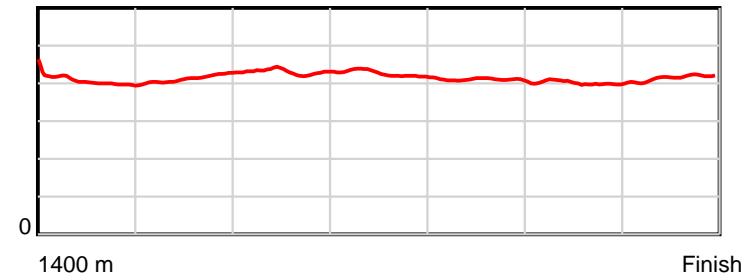
December 18, 2013, Race 4, 3Y-SW, Distance 1400m, Mowbray - Offset 0m

Result	TAB no.	Horse (Barrier)	1400 to	1200m to	1000m to	800m to	600m to	400m to	200m to	Total or	Margin
9th	9	Varian (7)	1200m	1000m	800m	600m	400m	200m	WP	Average	
		Position in running (margin)	-	11(5.2)	9(5.1)	12(5.8)	13(4.9)	13(3.4)	11(3.5)		4.70
		Sectional time (s)	15.43	11.51	12.47	12.21	10.89	11.33	11.56		
		Cumulative time (s)	85.41	69.98	58.47	45.99	33.78	22.89	11.56	1:25.40	
		Speed (m/s)	12.96	17.38	16.04	16.38	18.37	17.65	17.30	16.39	
		Stride length (m)	5.46	7.16	6.89	6.98	7.55	7.05	7.18	6.83	
		Stride duration (s)	0.407	0.412	0.430	0.426	0.411	0.400	0.415	0.417	
		Stride efficiency (%)	46.56	80.08	74.23	76.11	88.97	77.74	80.58	72.89	
		Stride count	36.64	27.94	29.02	28.66	26.51	28.36	27.85	204.98	

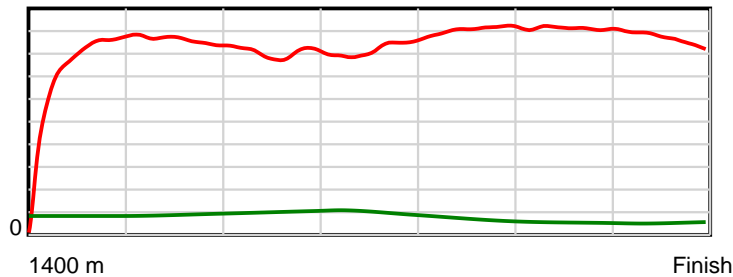
10 m Stride length



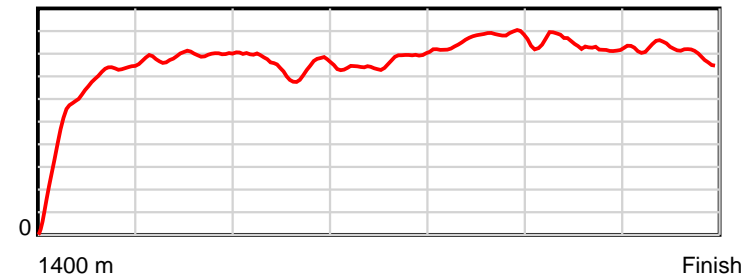
0.6 s Stride duration



20 m/sec Speed



100 % Stride efficiency



Note: Horizontal distance axis grid lines are 200m furlongs.

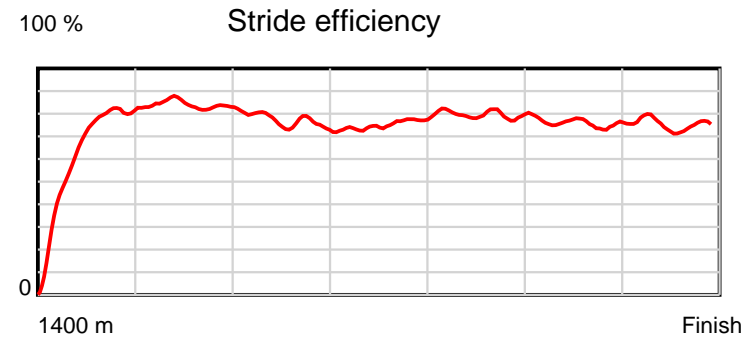
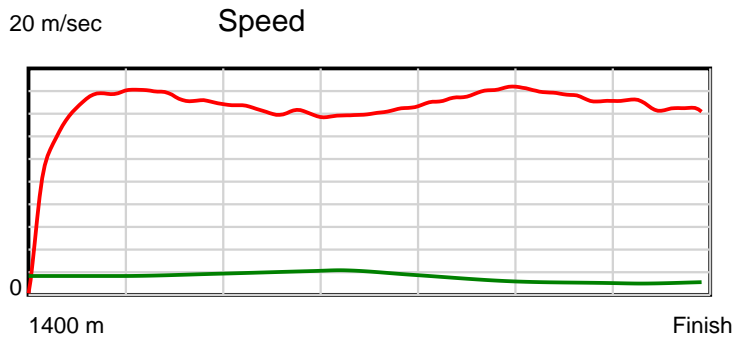
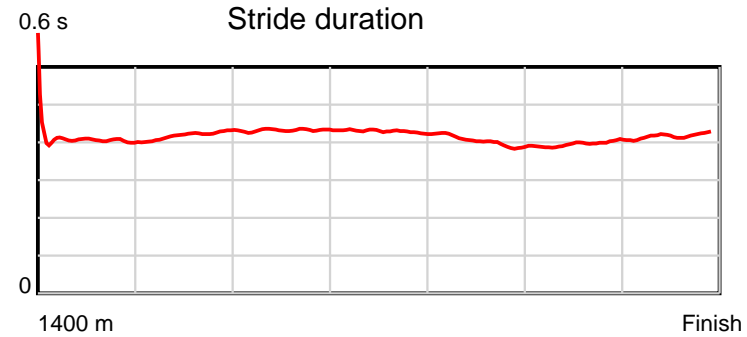
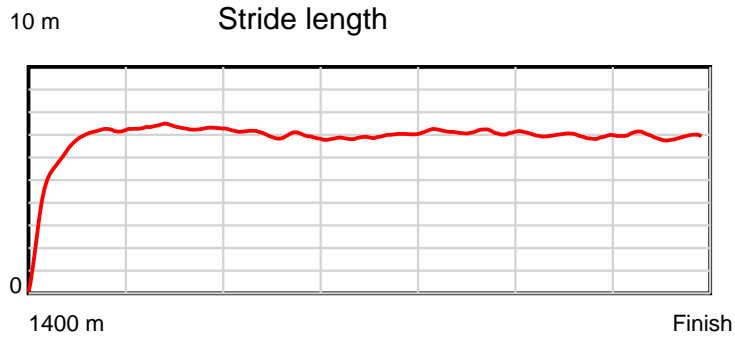
**Disclaimer.**

Tasracing Pty Ltd and Thoroughbred Ratings Pty Ltd accepts no responsibility for the completeness or accuracy of any of the information contained herein, and makes no representations about its suitability for any particular purpose. Users should make their own judgements about those matters and/or seek independent advice. You assume all risks associated with use of the data provided on this page.

# Race Results

December 18, 2013, Race 4, 3Y-SW, Distance 1400m, Mowbray - Offset 0m

Result	TAB no.	Horse (Barrier)	1400 to	1200m to	1000m to	800m to	600m to	400m to	200m to	Total or	Margin
10th	2	<b>Gee Gees Style (5)</b>	<b>1200m</b>	<b>1000m</b>	<b>800m</b>	<b>600m</b>	<b>400m</b>	<b>200m</b>	<b>WP</b>	<b>Average</b>	
		Position in running (margin)	-	2(0.7)	2(0.8)	3(1.1)	2(0.6)	3(0.5)	2(0.8)		4.90
		Sectional time (s)	14.64	11.54	12.40	12.29	11.11	11.37	12.10		
		Cumulative time (s)	85.45	70.81	59.27	46.86	34.57	23.46	12.10	1:25.45	
		Speed (m/s)	13.66	17.33	16.13	16.27	18.00	17.59	16.53	16.38	
		Stride length (m)	5.79	7.25	6.96	6.98	7.25	6.95	6.92	6.84	
		Stride duration (s)	0.407	0.418	0.432	0.429	0.403	0.395	0.419	0.417	
		Stride efficiency (%)	52.34	82.14	75.64	76.12	82.22	75.51	74.88	73.03	
		Stride count	34.56	27.59	28.75	28.66	27.57	28.77	28.89	204.79	



Note: Horizontal distance axis grid lines are 200m furlongs.

**Disclaimer.**

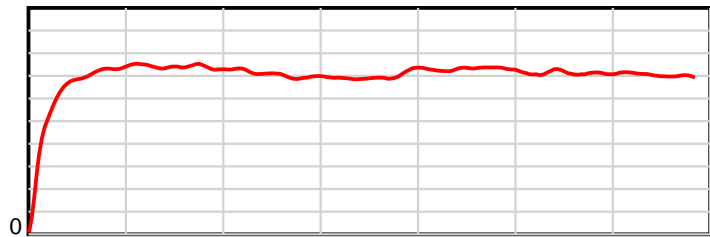
Tasracing Pty Ltd and Thoroughbred Ratings Pty Ltd accepts no responsibility for the completeness or accuracy of any of the information contained herein, and makes no representations about its suitability for any particular purpose. Users should make their own judgements about those matters and/or seek independent advice. You assume all risks associated with use of the data provided on this page.

# Race Results

December 18, 2013, Race 4, 3Y-SW, Distance 1400m, Mowbray - Offset 0m

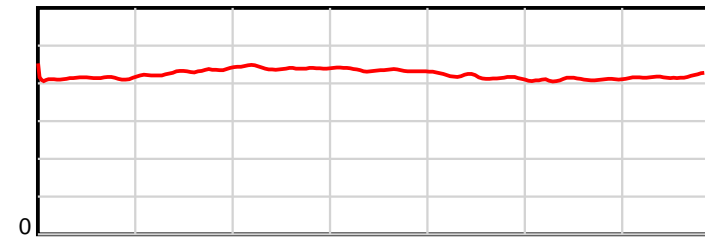
Result	TAB no.	Horse (Barrier)	1400 to	1200m to	1000m to	800m to	600m to	400m to	200m to	Total or	Margin
11th	8	Sir Joey (3)	1200m	1000m	800m	600m	400m	200m	WP	Average	
		Position in running (margin)	-	4(1.7)	5(2.0)	5(2.7)	7(2.7)	11(2.9)	12(3.9)		6.20
		Sectional time (s)	14.65	11.59	12.46	12.39	11.16	11.48	11.98		
		Cumulative time (s)	85.69	71.04	59.46	47.00	34.62	23.46	11.98	1:25.69	
		Speed (m/s)	13.65	17.26	16.05	16.14	17.92	17.42	16.69	16.34	
		Stride length (m)	5.82	7.43	7.07	7.03	7.51	7.13	6.99	6.95	
		Stride duration (s)	0.416	0.430	0.440	0.435	0.419	0.409	0.418	0.426	
		Stride efficiency (%)	52.96	86.20	78.04	77.23	88.04	79.43	76.29	75.55	
		Stride count	34.35	26.93	28.30	28.45	26.65	28.05	28.62	201.35	

10 m Stride length



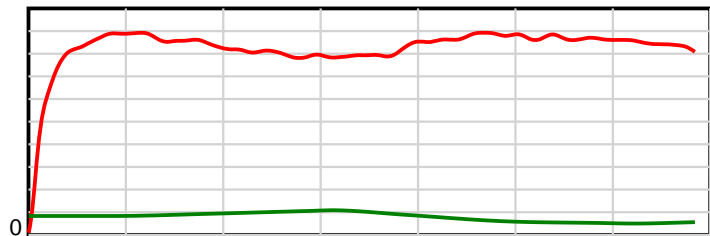
1400 m Finish

0.6 s Stride duration



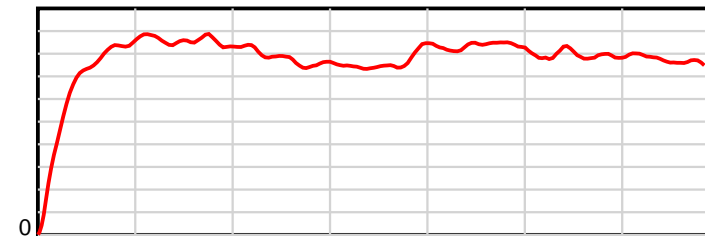
1400 m Finish

20 m/sec Speed



1400 m Finish

100 % Stride efficiency



1400 m Finish

Note: Horizontal distance axis grid lines are 200m furlongs.

## Disclaimer.

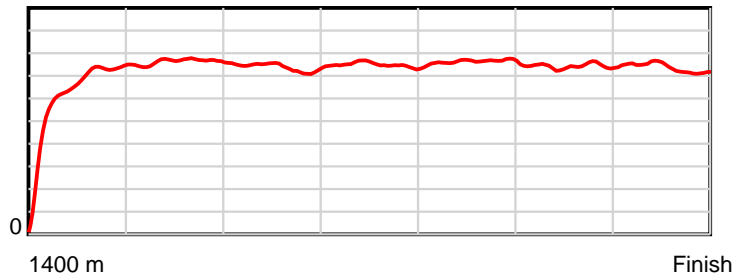
Tasracing Pty Ltd and Thoroughbred Ratings Pty Ltd accepts no responsibility for the completeness or accuracy of any of the information contained herein, and makes no representations about its suitability for any particular purpose. Users should make their own judgements about those matters and/or seek independent advice. You assume all risks associated with use of the data provided on this page.

# Race Results

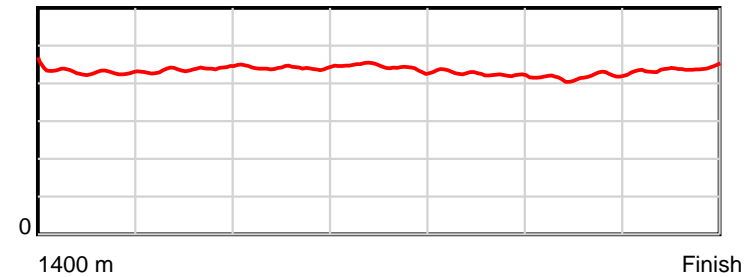
December 18, 2013, Race 4, 3Y-SW, Distance 1400m, Mowbray - Offset 0m

Result	TAB no.	Horse (Barrier)	1400 to	1200m to	1000m to	800m to	600m to	400m to	200m to	Total or	Margin
12th	11	<b>Gee Gees Showb... (13)</b>	<b>1200m</b>	<b>1000m</b>	<b>800m</b>	<b>600m</b>	<b>400m</b>	<b>200m</b>	<b>WP</b>	<b>Average</b>	
		Position in running (margin)	-	13(5.6)	12(5.7)	11(5.1)	8(3.0)	8(1.9)	9(2.9)		7.20
		Sectional time (s)	15.48	11.55	12.26	12.03	10.94	11.48	12.15		
		Cumulative time (s)	85.87	70.39	58.85	46.59	34.56	23.62	12.15	1:25.87	
		Speed (m/s)	12.92	17.32	16.31	16.63	18.28	17.42	16.46	16.30	
		Stride length (m)	5.77	7.55	7.19	7.33	7.74	7.27	7.23	7.10	
		Stride duration (s)	0.430	0.436	0.441	0.441	0.423	0.417	0.439	0.435	
		Stride efficiency (%)	52.09	89.12	80.89	83.94	93.70	82.61	81.75	78.76	
		Stride count	34.64	26.48	27.80	27.29	25.83	27.51	27.65	197.20	

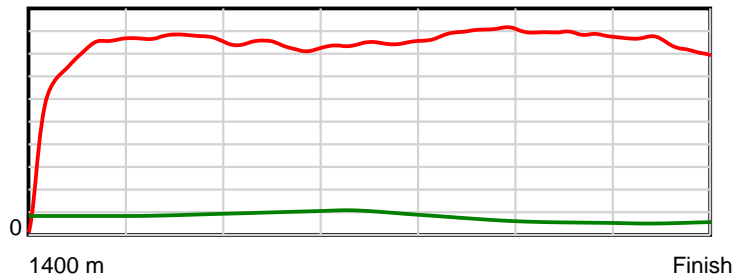
10 m Stride length



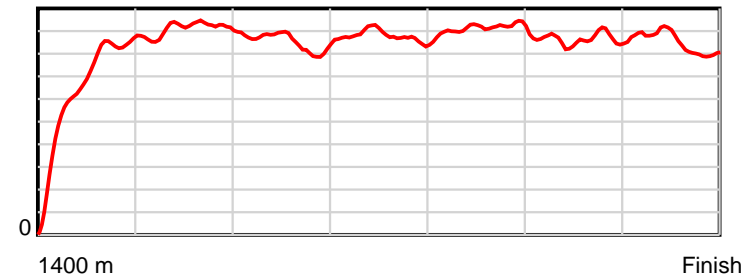
0.6 s Stride duration



20 m/sec Speed



100 % Stride efficiency



Note: Horizontal distance axis grid lines are 200m furlongs.

**Disclaimer.**

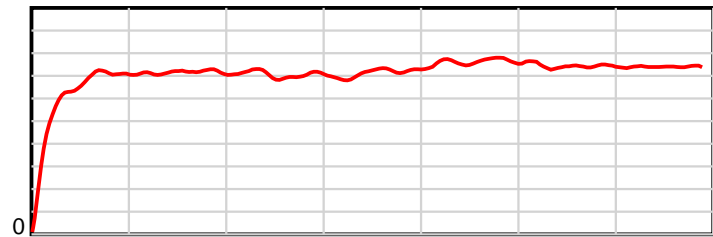
Tasracing Pty Ltd and Thoroughbred Ratings Pty Ltd accepts no responsibility for the completeness or accuracy of any of the information contained herein, and makes no representations about its suitability for any particular purpose. Users should make their own judgements about those matters and/or seek independent advice. You assume all risks associated with use of the data provided on this page.

# Race Results

December 18, 2013, Race 4, 3Y-SW, Distance 1400m, Mowbray - Offset 0m

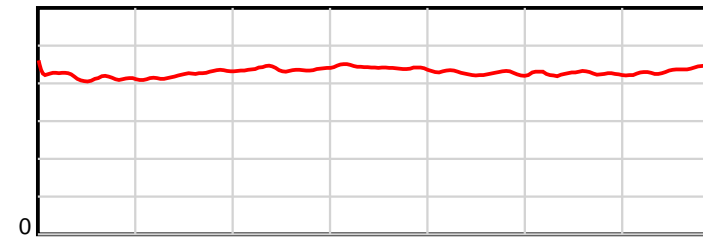
Result	TAB no.	Horse (Barrier)	1400 to	1200m to	1000m to	800m to	600m to	400m to	200m to	Total or	Margin
13th	12	Mikaylas Raide... (6)	1200m	1000m	800m	600m	400m	200m	WP	Average	
		Position in running (margin)	-	9(3.6)	10(5.1)	13(6.0)	14(5.1)	14(4.0)	14(5.6)		8.50
		Sectional time (s)	15.25	11.79	12.49	12.24	10.95	11.58	11.83		
		Cumulative time (s)	86.12	70.87	59.08	46.60	34.36	23.41	11.83	1:26.12	
		Speed (m/s)	13.12	16.96	16.01	16.34	18.26	17.27	16.91	16.26	
		Stride length (m)	5.74	7.16	7.00	7.24	7.80	7.35	7.33	7.03	
		Stride duration (s)	0.422	0.422	0.437	0.443	0.427	0.425	0.434	0.433	
		Stride efficiency (%)	51.52	80.17	76.55	81.81	95.12	84.37	83.96	77.26	
		Stride count	34.83	27.92	28.58	27.64	25.63	27.22	27.28	199.10	

10 m Stride length



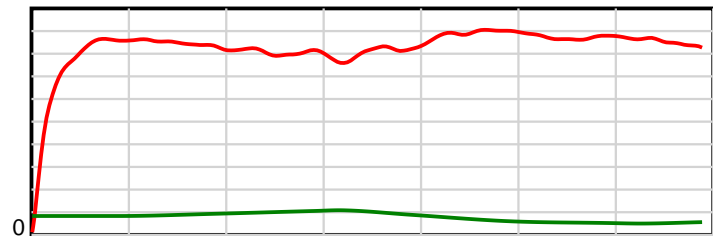
1400 m Finish

0.6 s Stride duration



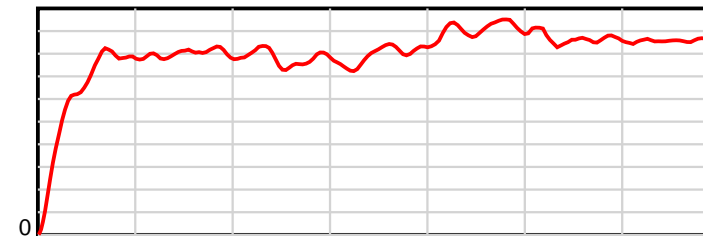
1400 m Finish

20 m/sec Speed



1400 m Finish

100 % Stride efficiency



1400 m Finish

Note: Horizontal distance axis grid lines are 200m furlongs.

### Disclaimer.

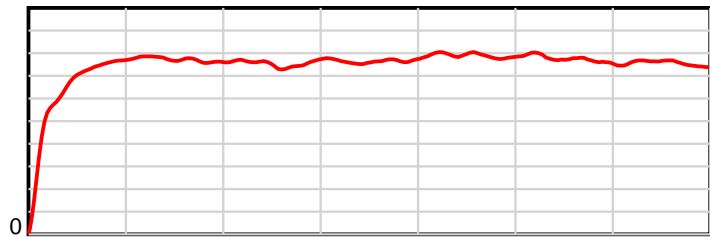
Tasracing Pty Ltd and Thoroughbred Ratings Pty Ltd accepts no responsibility for the completeness or accuracy of any of the information contained herein, and makes no representations about its suitability for any particular purpose. Users should make their own judgements about those matters and/or seek independent advice. You assume all risks associated with use of the data provided on this page.

# Race Results

December 18, 2013, Race 4, 3Y-SW, Distance 1400m, Mowbray - Offset 0m

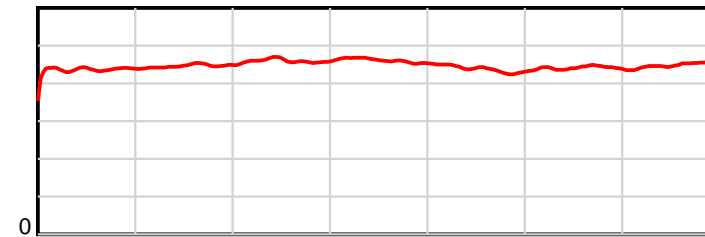
Result	TAB no.	Horse (Barrier)	1400 to	1200m to	1000m to	800m to	600m to	400m to	200m to	Total or	Margin
14th	10	All Cheer (9)	1200m	1000m	800m	600m	400m	200m	WP	Average	
		Position in running (margin)	-	10(4.3)	11(5.6)	10(4.7)	11(4.0)	9(2.2)	13(5.1)		8.60
		Sectional time (s)	15.39	11.74	12.21	12.25	10.84	11.79	11.91		
		Cumulative time (s)	86.14	70.75	59.01	46.79	34.55	23.71	11.91	1:26.14	
		Speed (m/s)	13.00	17.04	16.38	16.33	18.45	16.96	16.79	16.25	
		Stride length (m)	5.75	7.60	7.53	7.51	8.06	7.47	7.58	7.28	
		Stride duration (s)	0.423	0.446	0.460	0.460	0.437	0.440	0.452	0.448	
		Stride efficiency (%)	51.75	90.14	88.65	88.13	101.44	87.15	89.82	82.88	
		Stride count	34.75	26.33	26.55	26.63	24.82	26.78	26.38	192.24	

10 m Stride length



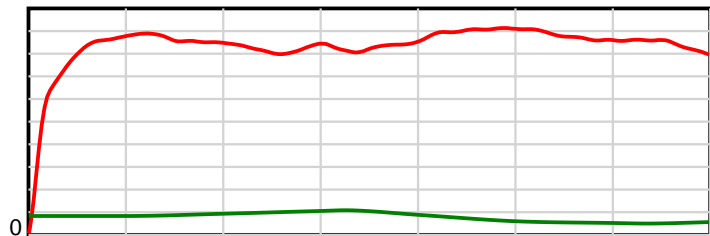
1400 m Finish

0.6 s Stride duration



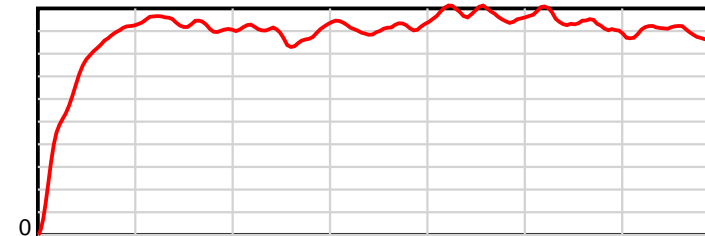
1400 m Finish

20 m/sec Speed



1400 m Finish

100 % Stride efficiency



1400 m Finish

Note: Horizontal distance axis grid lines are 200m furlongs.

## Disclaimer.

Tasracing Pty Ltd and Thoroughbred Ratings Pty Ltd accepts no responsibility for the completeness or accuracy of any of the information contained herein, and makes no representations about its suitability for any particular purpose. Users should make their own judgements about those matters and/or seek independent advice. You assume all risks associated with use of the data provided on this page.