



## Race Results

Tasmanian Turf Club, Launceston, December 18, 2013

Compilation date: December 19, 2013, 12:03:13 PM (EST)

Copyright © 2013 Tasracing Pty Ltd. All rights reserved.

### Trademarks.

StrideMASTER is a registered trademark of Thoroughbred Ratings Pty Ltd.

### Disclaimer.

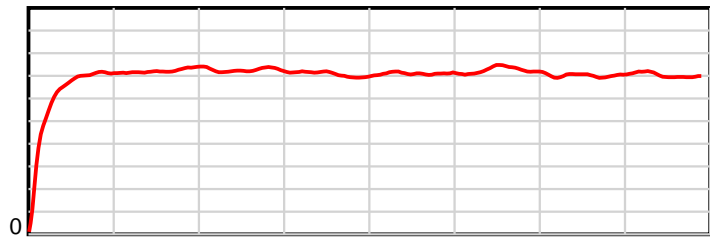
Tasracing Pty Ltd and Thoroughbred Ratings Pty Ltd accepts no responsibility for the completeness or accuracy of any of the information contained herein, and makes no representations about its suitability for any particular purpose. Users should make their own judgements about those matters and/or seek independent advice. You assume all risks associated with use of the data provided on this page.

# Race Results

December 18, 2013, Race 7, BM78, Distance 1600m, Mowbray - Offset 0m

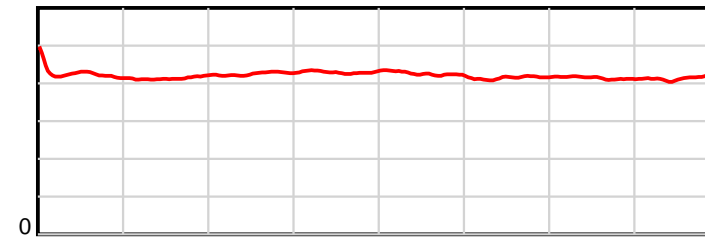
Result	TAB no.	Horse (Barrier)	1600 to	1400m to	1200m to	1000m to	800m to	600m to	400m to	200m to	Total or	Margin
1st	5	Gee Gee's La Q... (5)	1400m	1200m	1000m	800m	600m	400m	200m	WP	Average	
		Position in running (margin)	-	2(1.3)	3(1.6)	2(1.4)	2(2.2)	2(3.1)	2(3.0)	2(1.5)		0.00
		Sectional time (s)	15.07	11.39	11.78	12.29	11.73	11.29	11.56	11.69		
		Cumulative time (s)	96.80	81.73	70.34	58.56	46.28	34.54	23.25	11.69	1:36.79	
		Speed (m/s)	13.27	17.56	16.98	16.27	17.05	17.71	17.30	17.11	16.53	
		Stride length (m)	5.90	7.26	7.22	7.00	7.25	7.34	7.17	7.10	7.00	
		Stride duration (s)	0.431	0.414	0.425	0.430	0.425	0.414	0.414	0.415	0.423	
		Stride efficiency (%)	54.45	82.46	81.50	76.61	82.03	84.11	80.29	78.73	76.55	
		Stride count	33.88	27.53	27.69	28.56	27.60	27.26	27.90	28.18	228.60	

10 m Stride length



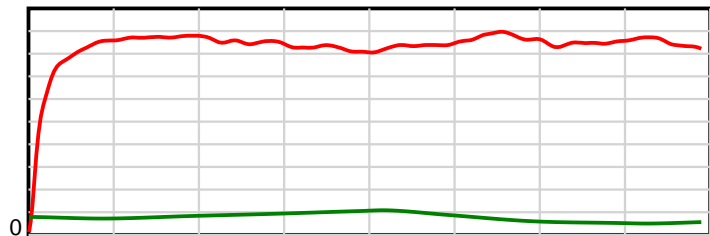
1600 m Finish

0.6 s Stride duration



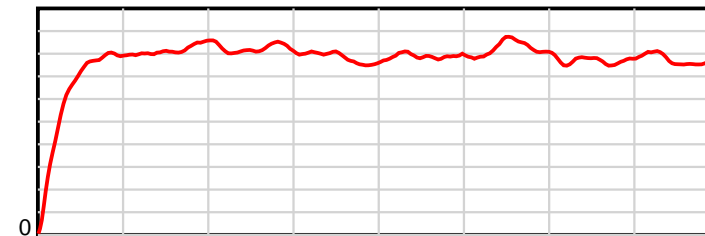
1600 m Finish

20 m/sec Speed



1600 m Finish

100 % Stride efficiency



1600 m Finish

Note: Horizontal distance axis grid lines are 200m furlongs.

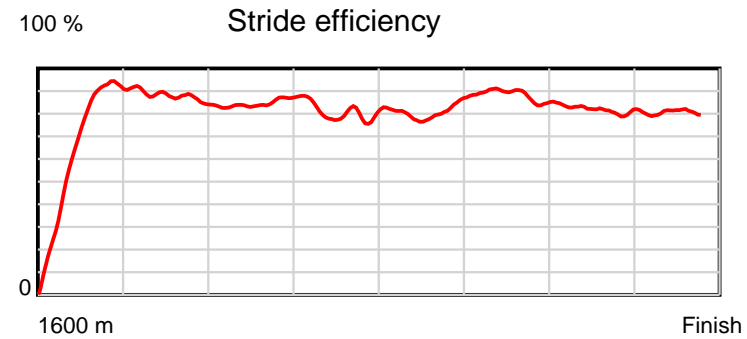
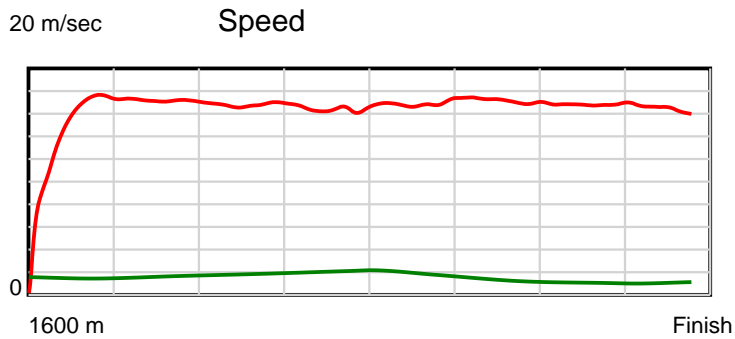
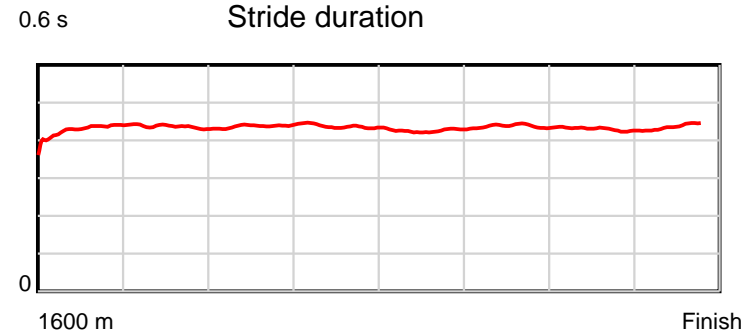
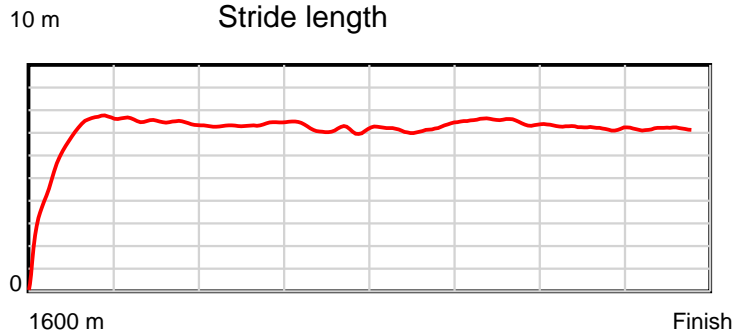
## Disclaimer.

Tasracing Pty Ltd and Thoroughbred Ratings Pty Ltd accepts no responsibility for the completeness or accuracy of any of the information contained herein, and makes no representations about its suitability for any particular purpose. Users should make their own judgements about those matters and/or seek independent advice. You assume all risks associated with use of the data provided on this page.

# Race Results

December 18, 2013, Race 7, BM78, Distance 1600m, Mowbray - Offset 0m

Result	TAB no.	Horse (Barrier)	1600 to	1400m to	1200m to	1000m to	800m to	600m to	400m to	200m to	Total or	Margin
2nd	4	Sandeep (6)	1400m	1200m	1000m	800m	600m	400m	200m	WP	Average	
		Position in running (margin)	-	1(0.0)	1(0.0)	1(0.0)	1(0.0)	1(0.0)	1(0.0)	1(0.0)		1.30
		Sectional time (s)	14.89	11.34	11.81	12.15	11.58	11.32	11.80	12.15		
		Cumulative time (s)	97.04	82.15	70.80	59.00	46.85	35.27	23.95	12.15	1:37.04	
		Speed (m/s)	13.43	17.64	16.93	16.46	17.27	17.67	16.95	16.46	16.49	
		Stride length (m)	5.78	7.71	7.39	7.21	7.37	7.71	7.31	7.16	7.15	
		Stride duration (s)	0.414	0.437	0.436	0.438	0.426	0.437	0.431	0.435	0.434	
		Stride efficiency (%)	52.19	92.97	85.25	81.26	84.78	92.91	83.59	80.11	79.93	
		Stride count	34.61	25.93	27.08	27.73	27.15	25.94	27.35	27.93	223.72	



Note: Horizontal distance axis grid lines are 200m furlongs.

**Disclaimer.**

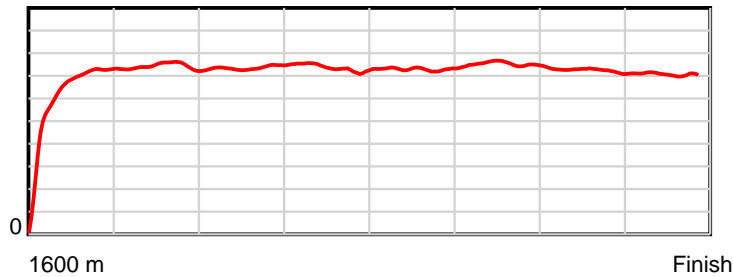
Tasracing Pty Ltd and Thoroughbred Ratings Pty Ltd accepts no responsibility for the completeness or accuracy of any of the information contained herein, and makes no representations about its suitability for any particular purpose. Users should make their own judgements about those matters and/or seek independent advice. You assume all risks associated with use of the data provided on this page.

# Race Results

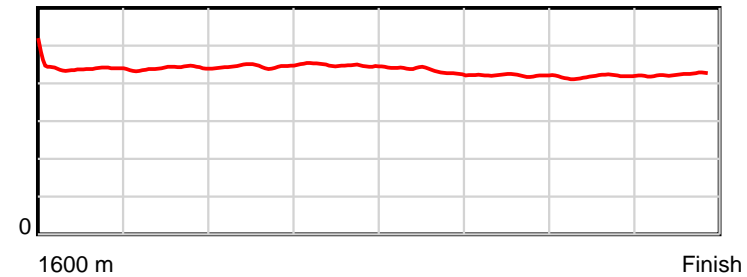
December 18, 2013, Race 7, BM78, Distance 1600m, Mowbray - Offset 0m

Result	TAB no.	Horse (Barrier)	1600 to	1400m to	1200m to	1000m to	800m to	600m to	400m to	200m to	Total or	Margin
3rd	9	Settler's Joy (2)	1400m	1200m	1000m	800m	600m	400m	200m	WP	Average	
		Position in running (margin)	-	8(3.6)	8(5.7)	8(6.9)	8(7.0)	8(7.7)	7(6.1)	5(3.3)		3.10
		Sectional time (s)	15.43	11.69	12.01	12.18	11.69	11.05	11.34	11.99		
		Cumulative time (s)	97.37	81.94	70.26	58.25	46.07	34.38	23.33	11.99	1:37.37	
		Speed (m/s)	12.97	17.11	16.65	16.42	17.11	18.10	17.64	16.68	16.43	
		Stride length (m)	5.97	7.52	7.41	7.36	7.45	7.62	7.37	7.05	7.18	
		Stride duration (s)	0.447	0.440	0.445	0.448	0.435	0.421	0.418	0.423	0.437	
		Stride efficiency (%)	55.79	88.44	85.74	84.66	86.64	90.80	84.98	77.74	80.58	
		Stride count	33.47	26.59	27.00	27.17	26.86	26.24	27.12	28.36	222.81	

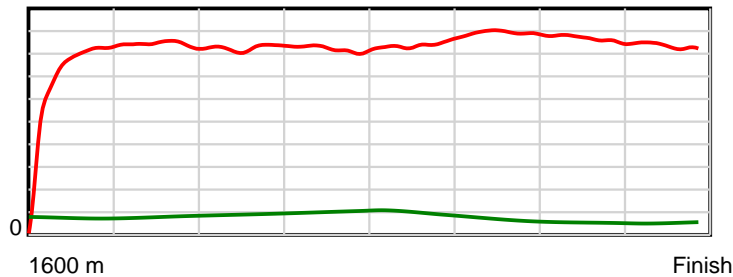
10 m Stride length



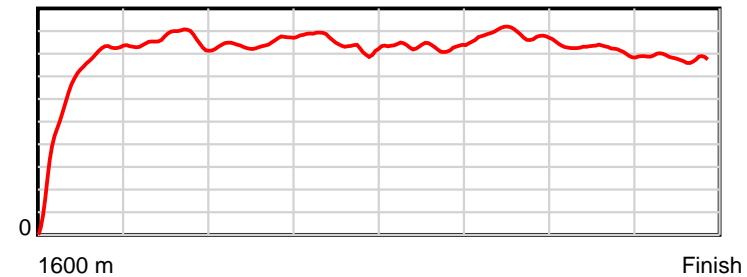
0.6 s Stride duration



20 m/sec Speed



100 % Stride efficiency



Note: Horizontal distance axis grid lines are 200m furlongs.

**Disclaimer.**

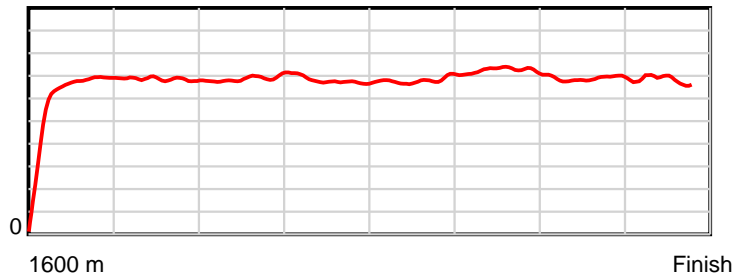
Tasracing Pty Ltd and Thoroughbred Ratings Pty Ltd accepts no responsibility for the completeness or accuracy of any of the information contained herein, and makes no representations about its suitability for any particular purpose. Users should make their own judgements about those matters and/or seek independent advice. You assume all risks associated with use of the data provided on this page.

# Race Results

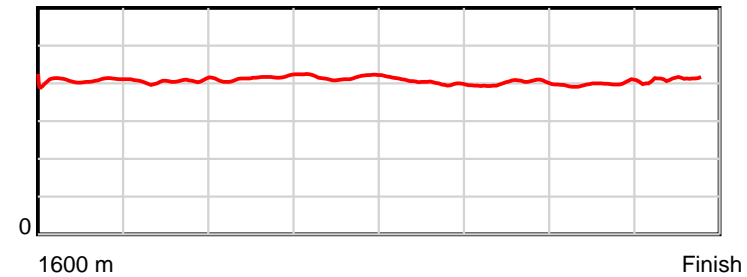
December 18, 2013, Race 7, BM78, Distance 1600m, Mowbray - Offset 0m

Result	TAB no.	Horse (Barrier)	1600 to	1400m to	1200m to	1000m to	800m to	600m to	400m to	200m to	Total or	Margin
4th	7	<b>Come Follow Me (4)</b>	<b>1400m</b>	<b>1200m</b>	<b>1000m</b>	<b>800m</b>	<b>600m</b>	<b>400m</b>	<b>200m</b>	<b>WP</b>	<b>Average</b>	
		Position in running (margin)	-	3(1.3)	4(2.7)	4(3.7)	4(4.3)	5(6.3)	3(3.6)	3(2.4)		3.30
		Sectional time (s)	15.28	11.57	11.97	12.25	11.90	10.88	11.60	11.95		
		Cumulative time (s)	97.40	82.12	70.56	58.58	46.33	34.43	23.55	11.95	1:37.40	
		Speed (m/s)	13.09	17.29	16.71	16.33	16.81	18.38	17.24	16.74	16.43	
		Stride length (m)	5.58	6.99	6.89	6.80	6.85	7.35	6.84	6.87	6.74	
		Stride duration (s)	0.410	0.405	0.413	0.417	0.407	0.400	0.397	0.411	0.410	
		Stride efficiency (%)	48.74	76.45	74.29	72.35	73.23	84.50	73.16	73.84	70.90	
		Stride count	35.81	28.59	29.01	29.39	29.22	27.20	29.23	29.09	237.54	

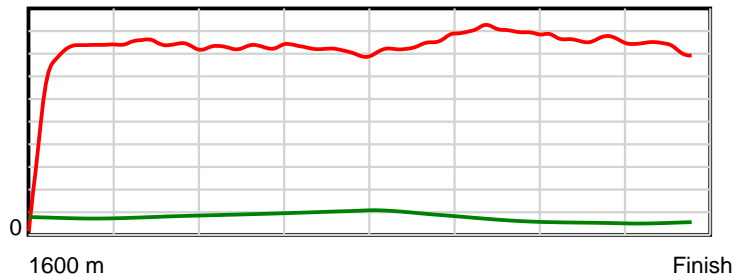
10 m Stride length



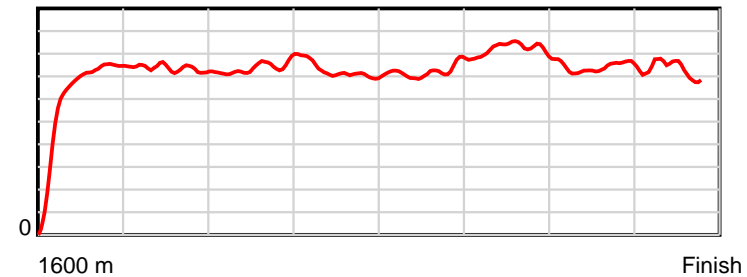
0.6 s Stride duration



20 m/sec Speed



100 % Stride efficiency



Note: Horizontal distance axis grid lines are 200m furlongs.

## Disclaimer.

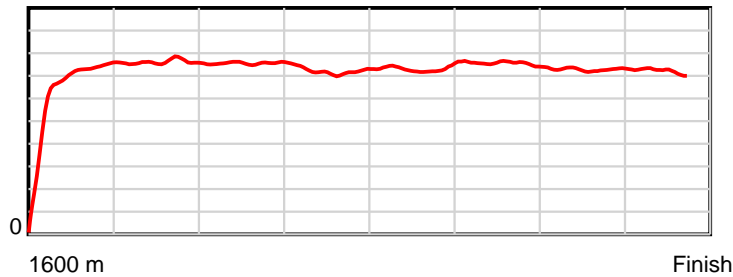
Tasracing Pty Ltd and Thoroughbred Ratings Pty Ltd accepts no responsibility for the completeness or accuracy of any of the information contained herein, and makes no representations about its suitability for any particular purpose. Users should make their own judgements about those matters and/or seek independent advice. You assume all risks associated with use of the data provided on this page.

# Race Results

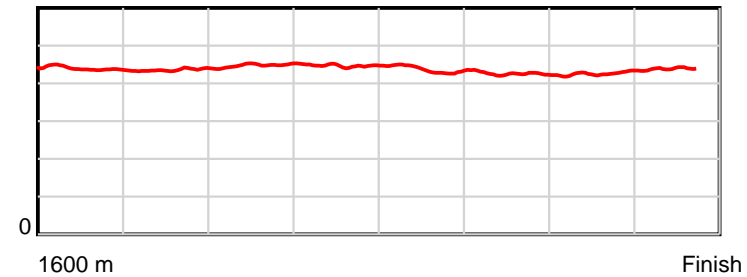
December 18, 2013, Race 7, BM78, Distance 1600m, Mowbray - Offset 0m

Result	TAB no.	Horse (Barrier)	1600 to	1400m to	1200m to	1000m to	800m to	600m to	400m to	200m to	Total or	Margin
5th	1	Lightly Spiced (7)	1400m	1200m	1000m	800m	600m	400m	200m	WP	Average	
		Position in running (margin)	-	5(2.3)	2(1.6)	3(1.5)	3(3.7)	3(5.5)	5(4.2)	4(2.4)		3.50
		Sectional time (s)	15.48	11.22	11.80	12.51	11.88	11.11	11.50	11.94		
		Cumulative time (s)	97.44	81.96	70.74	58.94	46.44	34.56	23.44	11.94	1:37.44	
		Speed (m/s)	12.92	17.83	16.95	15.99	16.84	18.00	17.39	16.75	16.42	
		Stride length (m)	5.74	7.74	7.55	7.16	7.39	7.69	7.37	7.33	7.19	
		Stride duration (s)	0.439	0.434	0.446	0.448	0.439	0.427	0.424	0.438	0.438	
		Stride efficiency (%)	51.43	93.72	89.11	80.09	85.40	92.47	84.88	83.96	80.73	
		Stride count	34.86	25.83	26.49	27.94	27.05	26.00	27.14	27.29	222.60	

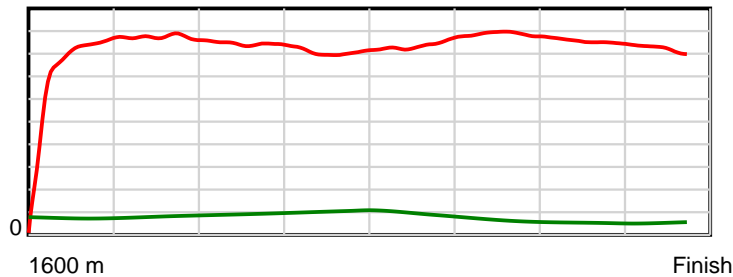
10 m Stride length



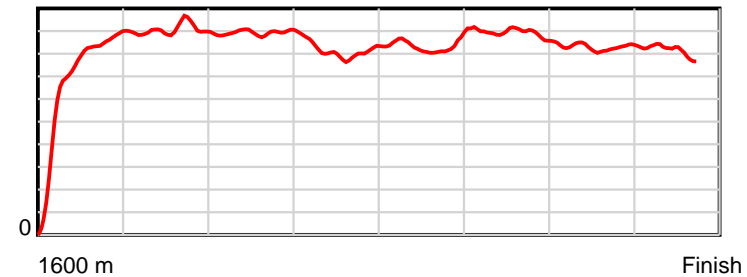
0.6 s Stride duration



20 m/sec Speed



100 % Stride efficiency



Note: Horizontal distance axis grid lines are 200m furlongs.

## Disclaimer.

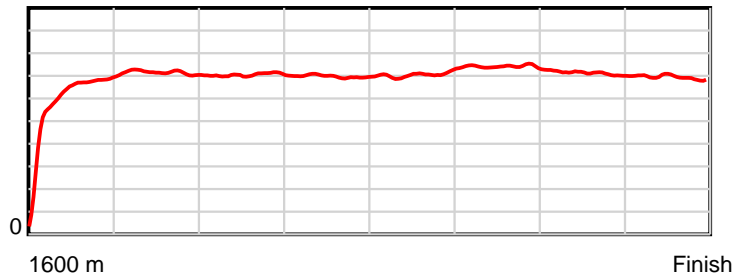
Tasracing Pty Ltd and Thoroughbred Ratings Pty Ltd accepts no responsibility for the completeness or accuracy of any of the information contained herein, and makes no representations about its suitability for any particular purpose. Users should make their own judgements about those matters and/or seek independent advice. You assume all risks associated with use of the data provided on this page.

# Race Results

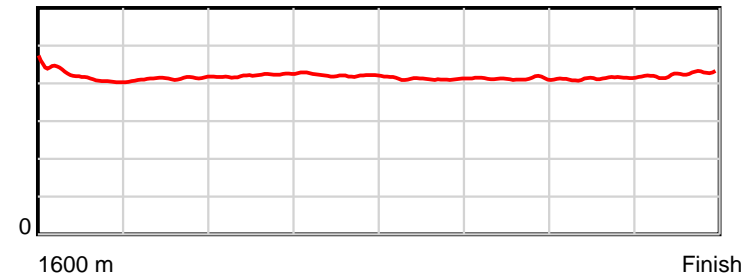
December 18, 2013, Race 7, BM78, Distance 1600m, Mowbray - Offset 0m

Result	TAB no.	Horse (Barrier)	1600 to	1400m to	1200m to	1000m to	800m to	600m to	400m to	200m to	Total or	Margin
6th	2	<b>Secuma (8)</b>	<b>1400m</b>	<b>1200m</b>	<b>1000m</b>	<b>800m</b>	<b>600m</b>	<b>400m</b>	<b>200m</b>	<b>WP</b>	<b>Average</b>	
		Position in running (margin)	-	7(3.6)	6(3.9)	6(5.0)	6(5.4)	6(6.4)	4(4.1)	6(4.4)		6.30
		Sectional time (s)	15.61	11.40	11.99	12.22	11.73	10.95	11.85	12.21		
		Cumulative time (s)	97.96	82.35	70.94	58.96	46.74	35.01	24.06	12.21	1:37.95	
		Speed (m/s)	12.81	17.54	16.68	16.37	17.05	18.26	16.88	16.38	16.33	
		Stride length (m)	5.62	7.23	7.01	6.90	7.02	7.53	6.97	6.96	6.86	
		Stride duration (s)	0.421	0.412	0.420	0.422	0.412	0.412	0.413	0.425	0.420	
		Stride efficiency (%)	49.38	81.73	76.74	74.49	77.03	88.50	75.83	75.63	73.51	
		Stride count	35.58	27.66	28.54	28.97	28.49	26.58	28.71	28.75	233.28	

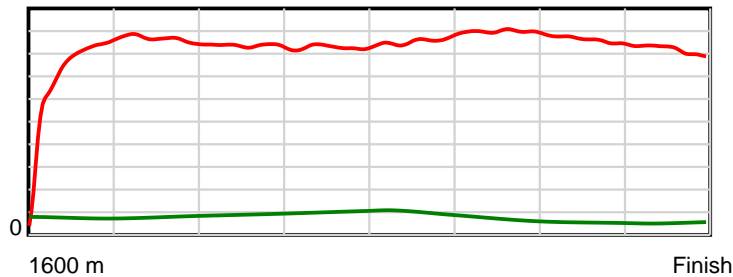
10 m Stride length



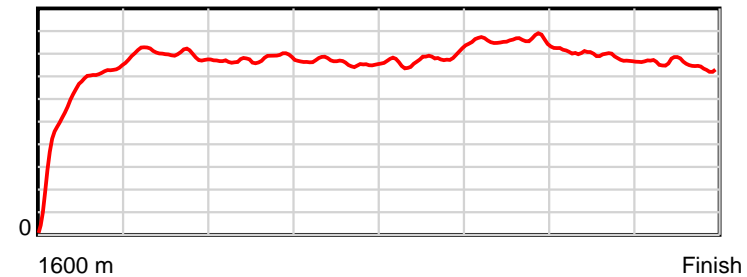
0.6 s Stride duration



20 m/sec Speed



100 % Stride efficiency



Note: Horizontal distance axis grid lines are 200m furlongs.

## Disclaimer.

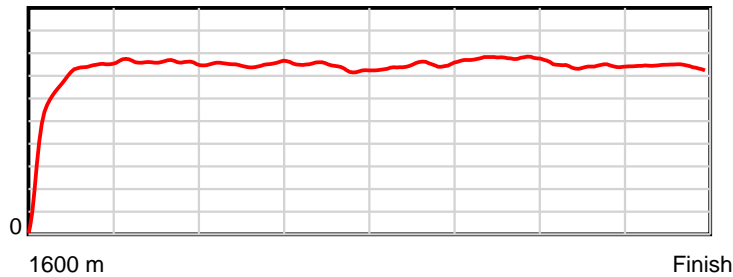
Tasracing Pty Ltd and Thoroughbred Ratings Pty Ltd accepts no responsibility for the completeness or accuracy of any of the information contained herein, and makes no representations about its suitability for any particular purpose. Users should make their own judgements about those matters and/or seek independent advice. You assume all risks associated with use of the data provided on this page.

# Race Results

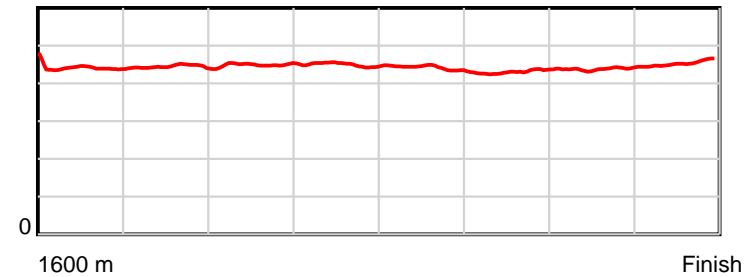
December 18, 2013, Race 7, BM78, Distance 1600m, Mowbray - Offset 0m

Result	TAB no.	Horse (Barrier)	1600 to	1400m to	1200m to	1000m to	800m to	600m to	400m to	200m to	Total or	Margin
7th	3	<b>Barysh Quest (3)</b>	<b>1400m</b>	<b>1200m</b>	<b>1000m</b>	<b>800m</b>	<b>600m</b>	<b>400m</b>	<b>200m</b>	<b>WP</b>	<b>Average</b>	
		Position in running (margin)	-	4(1.3)	5(2.9)	5(4.6)	5(5.3)	7(6.7)	6(4.7)	7(5.1)		6.60
		Sectional time (s)	15.09	11.60	12.09	12.28	11.80	10.99	11.88	12.29		
		Cumulative time (s)	98.01	82.92	71.32	59.23	46.96	35.16	24.17	12.29	1:38.01	
		Speed (m/s)	13.25	17.24	16.54	16.29	16.95	18.20	16.84	16.27	16.32	
		Stride length (m)	6.02	7.66	7.43	7.31	7.49	7.82	7.38	7.38	7.27	
		Stride duration (s)	0.443	0.444	0.449	0.449	0.442	0.430	0.438	0.454	0.445	
		Stride efficiency (%)	56.71	91.69	86.36	83.60	87.70	95.54	85.02	85.22	82.64	
		Stride count	33.20	26.11	26.90	27.34	26.70	25.58	27.11	27.08	220.02	

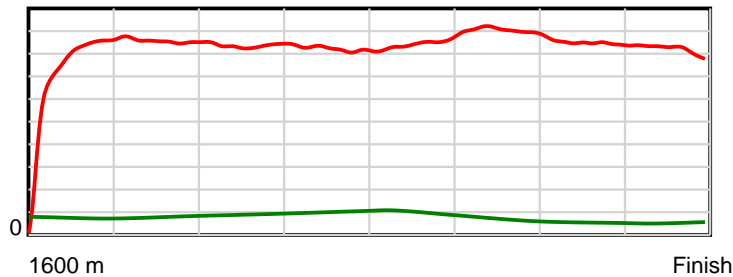
10 m Stride length



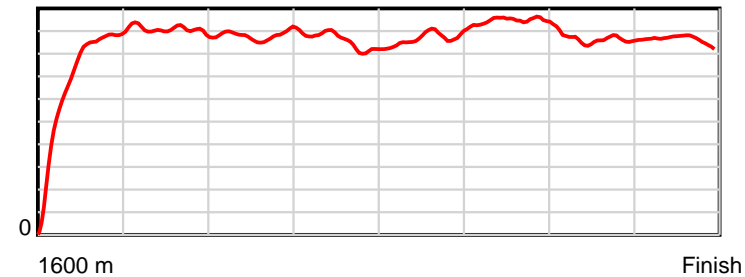
0.6 s Stride duration



20 m/sec Speed



100 % Stride efficiency



Note: Horizontal distance axis grid lines are 200m furlongs.

## Disclaimer.

Tasracing Pty Ltd and Thoroughbred Ratings Pty Ltd accepts no responsibility for the completeness or accuracy of any of the information contained herein, and makes no representations about its suitability for any particular purpose. Users should make their own judgements about those matters and/or seek independent advice. You assume all risks associated with use of the data provided on this page.

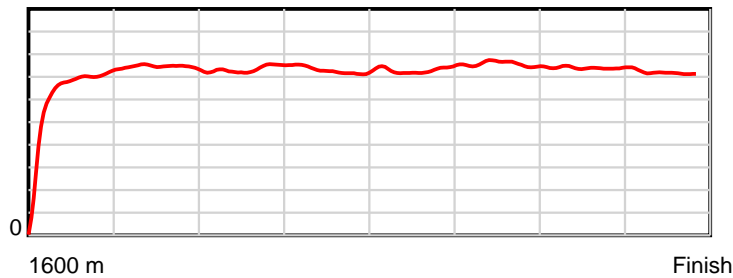


# Race Results

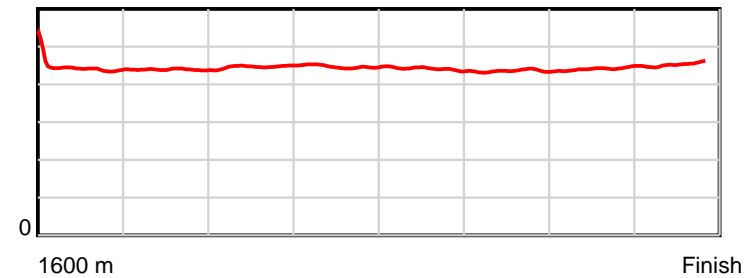
December 18, 2013, Race 7, BM78, Distance 1600m, Mowbray - Offset 0m

Result	TAB no.	Horse (Barrier)	1600 to	1400m to	1200m to	1000m to	800m to	600m to	400m to	200m to	Total or	Margin
8th	8	Savannah Cat (1)	1400m	1200m	1000m	800m	600m	400m	200m	WP	Average	
		Position in running (margin)	-	6(2.4)	7(4.0)	7(5.7)	7(5.9)	4(6.1)	8(6.5)	8(5.4)		7.10
		Sectional time (s)	15.17	11.60	12.09	12.18	11.62	11.38	11.61	12.46		
		Cumulative time (s)	98.11	82.94	71.33	59.24	47.06	35.45	24.07	12.46	1:38.11	
		Speed (m/s)	13.19	17.24	16.54	16.42	17.21	17.57	17.23	16.05	16.31	
		Stride length (m)	6.06	7.57	7.38	7.34	7.61	7.66	7.57	7.27	7.27	
		Stride duration (s)	0.452	0.439	0.446	0.447	0.442	0.436	0.439	0.453	0.446	
		Stride efficiency (%)	57.45	89.53	85.06	84.13	90.53	91.73	89.49	82.65	82.59	
		Stride count	32.99	26.42	27.11	27.26	26.28	26.10	26.43	27.50	220.09	

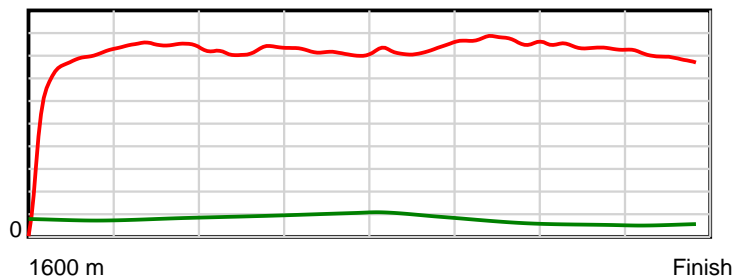
10 m Stride length



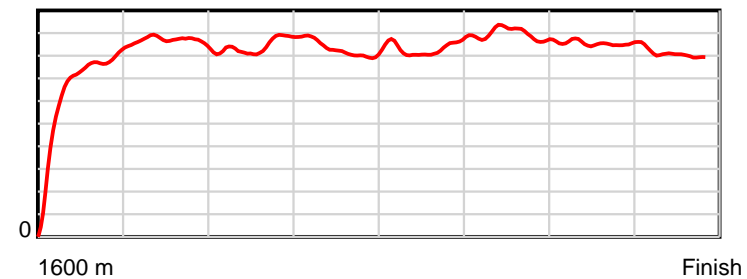
0.6 s Stride duration



20 m/sec Speed



100 % Stride efficiency



Note: Horizontal distance axis grid lines are 200m furlongs.

## Disclaimer.

Tasracing Pty Ltd and Thoroughbred Ratings Pty Ltd accepts no responsibility for the completeness or accuracy of any of the information contained herein, and makes no representations about its suitability for any particular purpose. Users should make their own judgements about those matters and/or seek independent advice. You assume all risks associated with use of the data provided on this page.