



Race Results

Tasmanian Racing Club, Hobart, December 21, 2013

Compilation date: December 23, 2013, 11:25:08 AM (EST)

Copyright © 2013 Tasracing Pty Ltd. All rights reserved.

Trademarks.

StrideMASTER is a registered trademark of Thoroughbred Ratings Pty Ltd.

Disclaimer.

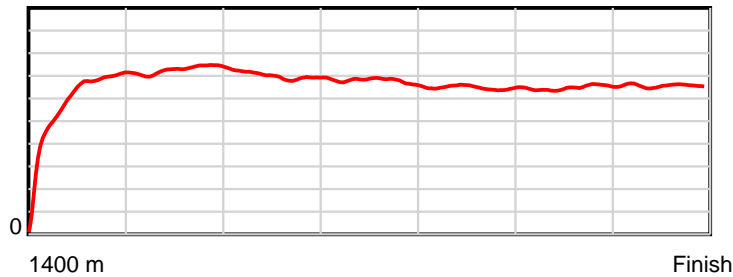
Tasracing Pty Ltd and Thoroughbred Ratings Pty Ltd accepts no responsibility for the completeness or accuracy of any of the information contained herein, and makes no representations about its suitability for any particular purpose. Users should make their own judgements about those matters and/or seek independent advice. You assume all risks associated with use of the data provided on this page.

Race Results

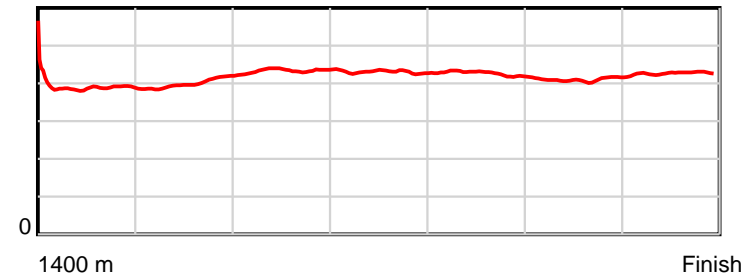
December 21, 2013, Race 3, MDN-SW, Distance 1400m, Elwick Course Proper - Offset 0m

Result	TAB no.	Horse (Barrier)	1400 to	1200m to	1000m to	800m to	600m to	400m to	200m to	Total or	Margin
1st	5	No Spin Zone (13)	1200m	1000m	800m	600m	400m	200m	WP	Average	
		Position in running (margin)	-	3(1.5)	1(0.0)	1(0.0)	1(0.0)	1(0.0)	1(0.0)		0.00
		Sectional time (s)	14.88	10.77	12.29	12.71	13.18	12.60	12.88		
		Cumulative time (s)	89.32	74.44	63.67	51.38	38.66	25.48	12.88	1:29.31	
		Speed (m/s)	13.44	18.57	16.27	15.74	15.17	15.87	15.53	15.67	
		Stride length (m)	5.38	7.44	7.05	6.77	6.47	6.51	6.62	6.55	
		Stride duration (s)	0.395	0.401	0.434	0.430	0.426	0.410	0.426	0.418	
		Stride efficiency (%)	45.19	86.53	77.75	71.56	65.35	66.22	68.38	66.97	
		Stride count	37.19	26.88	28.35	29.55	30.93	30.72	30.23	213.85	

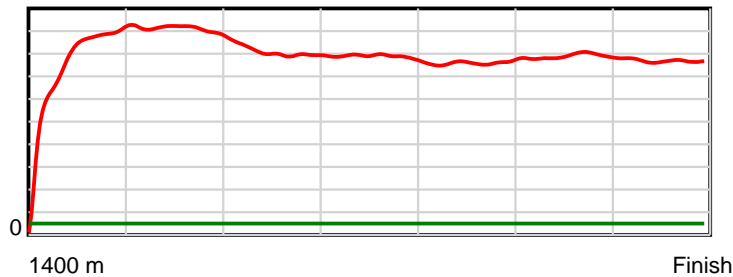
10 m Stride length



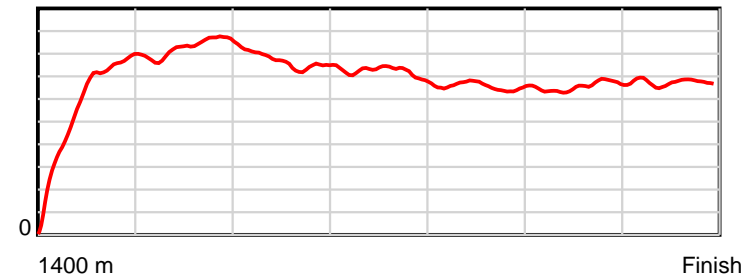
0.6 s Stride duration



20 m/sec Speed



100 % Stride efficiency



Note: Horizontal distance axis grid lines are 200m furlongs.

Disclaimer.

Tasracing Pty Ltd and Thoroughbred Ratings Pty Ltd accepts no responsibility for the completeness or accuracy of any of the information contained herein, and makes no representations about its suitability for any particular purpose. Users should make their own judgements about those matters and/or seek independent advice. You assume all risks associated with use of the data provided on this page.

Race Results

December 21, 2013, Race 3, MDN-SW, Distance 1400m, Elwick Course Proper - Offset 0m

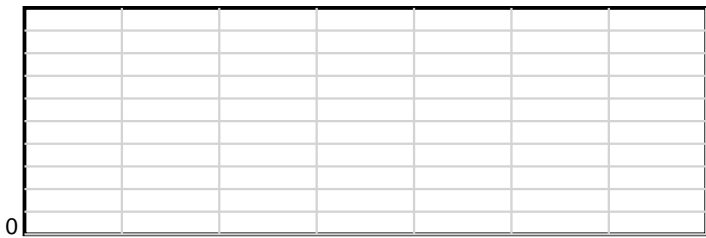
Result	TAB no.	Horse (Barrier)	1400 to	1200m to	1000m to	800m to	600m to	400m to	200m to	Total or	Margin
2nd	8	Chi Gong (1)									
		Position in running (margin)									
		Sectional time (s)									
		Cumulative time (s)									
		Speed (m/s)									
		Stride length (m)									
		Stride duration (s)									
		Stride efficiency (%)									
		Stride count									

10 m

Stride length


0.6 s

Stride duration



1400 m

Finish



1400 m

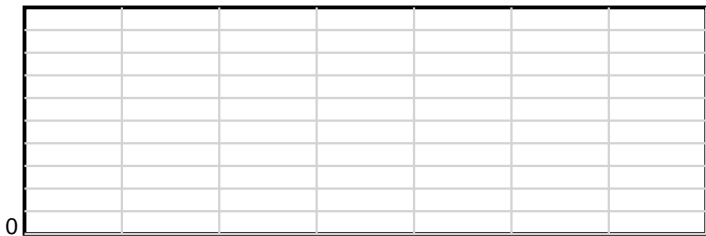
Finish

20 m/sec

Speed

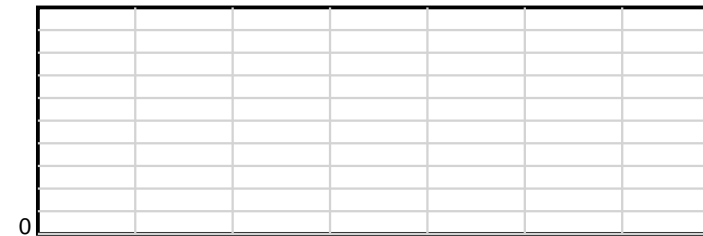
100 %

Stride efficiency



1400 m

Finish



1400 m

Finish

Note: Horizontal distance axis grid lines are 200m furlongs.

Disclaimer.

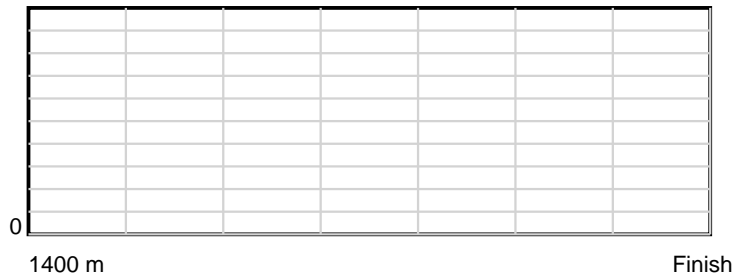
Tasracing Pty Ltd and Thoroughbred Ratings Pty Ltd accepts no responsibility for the completeness or accuracy of any of the information contained herein, and makes no representations about its suitability for any particular purpose. Users should make their own judgements about those matters and/or seek independent advice. You assume all risks associated with use of the data provided on this page.

Race Results


December 21, 2013, Race 3, MDN-SW, Distance 1400m, Elwick Course Proper - Offset 0m

Result	TAB no.	Horse (Barrier)	1400 to	1200m to	1000m to	800m to	600m to	400m to	200m to	Total or	Margin
3rd	11	Summer Downs (12)									
		Position in running (margin)									
		Sectional time (s)									
		Cumulative time (s)									
		Speed (m/s)									
		Stride length (m)									
		Stride duration (s)									
		Stride efficiency (%)									
		Stride count									

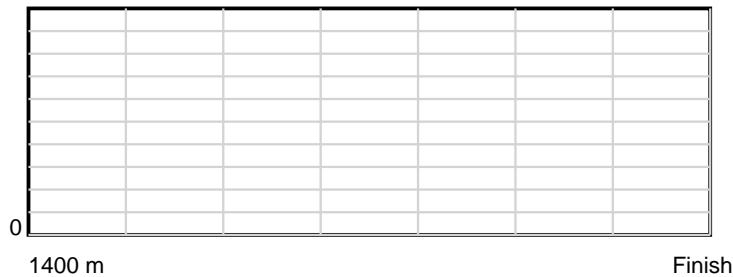
10 m Stride length



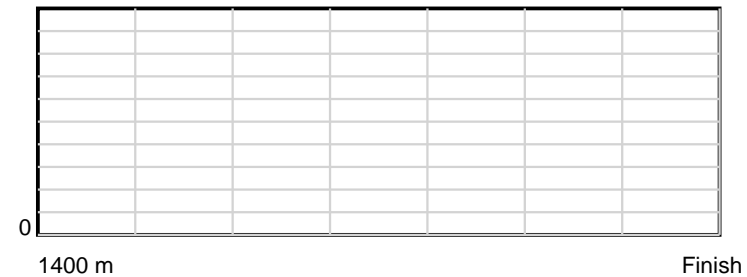
0.6 s Stride duration



20 m/sec Speed



100 % Stride efficiency



Note: Horizontal distance axis grid lines are 200m furlongs.

Disclaimer.

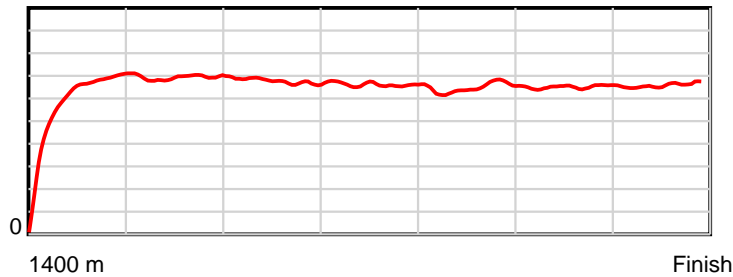
Tasracing Pty Ltd and Thoroughbred Ratings Pty Ltd accepts no responsibility for the completeness or accuracy of any of the information contained herein, and makes no representations about its suitability for any particular purpose. Users should make their own judgements about those matters and/or seek independent advice. You assume all risks associated with use of the data provided on this page.

Race Results

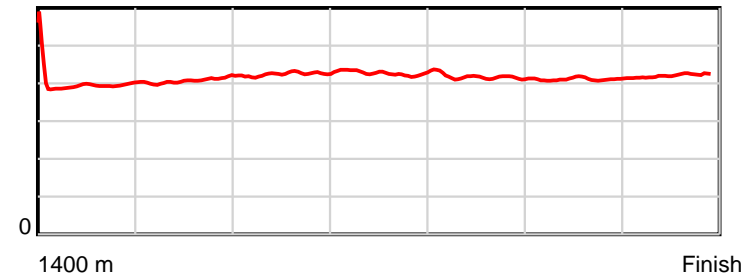
December 21, 2013, Race 3, MDN-SW, Distance 1400m, Elwick Course Proper - Offset 0m

Result	TAB no.	Horse (Barrier)	1400 to	1200m to	1000m to	800m to	600m to	400m to	200m to	Total or	Margin
4th	3	Kings View (3)	1200m	1000m	800m	600m	400m	200m	WP	Average	
		Position in running (margin)	-	2(1.2)	5(4.1)	6(4.7)	6(4.2)	4(2.6)	2(3.1)		0.80
		Sectional time (s)	14.77	11.49	12.40	12.64	12.91	12.68	12.59		
		Cumulative time (s)	89.47	74.70	63.21	50.81	38.18	25.27	12.59	1:29.47	
		Speed (m/s)	13.54	17.41	16.13	15.82	15.49	15.77	15.89	15.65	
		Stride length (m)	5.57	7.08	6.84	6.75	6.47	6.49	6.66	6.52	
		Stride duration (s)	0.406	0.407	0.424	0.426	0.418	0.411	0.419	0.417	
		Stride efficiency (%)	48.52	78.26	73.16	71.15	65.43	65.73	69.31	66.38	
		Stride count	35.89	28.26	29.23	29.64	30.91	30.84	30.03	214.80	

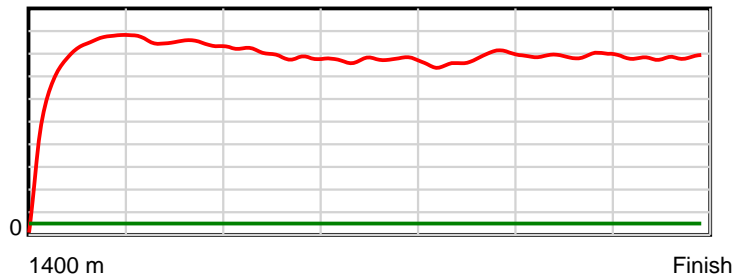
10 m Stride length



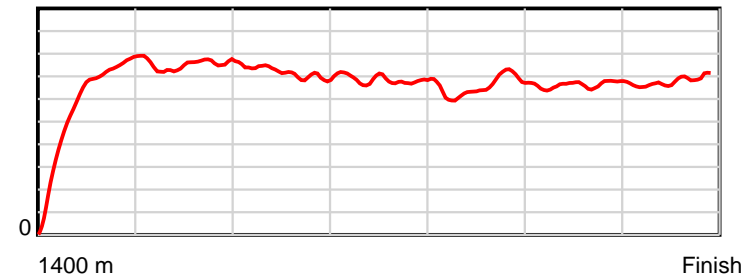
0.6 s Stride duration



20 m/sec Speed



100 % Stride efficiency



Note: Horizontal distance axis grid lines are 200m furlongs.

Disclaimer.

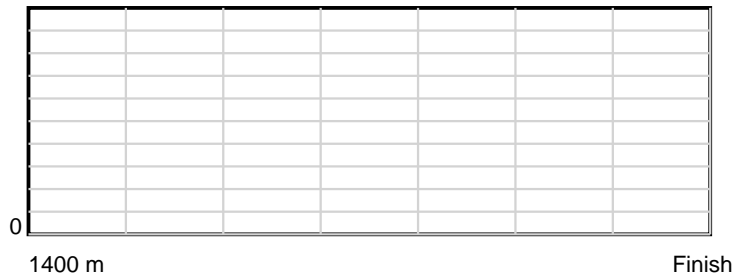
Tasracing Pty Ltd and Thoroughbred Ratings Pty Ltd accepts no responsibility for the completeness or accuracy of any of the information contained herein, and makes no representations about its suitability for any particular purpose. Users should make their own judgements about those matters and/or seek independent advice. You assume all risks associated with use of the data provided on this page.

Race Results


December 21, 2013, Race 3, MDN-SW, Distance 1400m, Elwick Course Proper - Offset 0m

Result	TAB no.	Horse (Barrier)	1400 to	1200m to	1000m to	800m to	600m to	400m to	200m to	Total or	Margin
5th	12	Chilli Quest (11)									
		Position in running (margin)									
		Sectional time (s)									
		Cumulative time (s)									
		Speed (m/s)									
		Stride length (m)									
		Stride duration (s)									
		Stride efficiency (%)									
		Stride count									

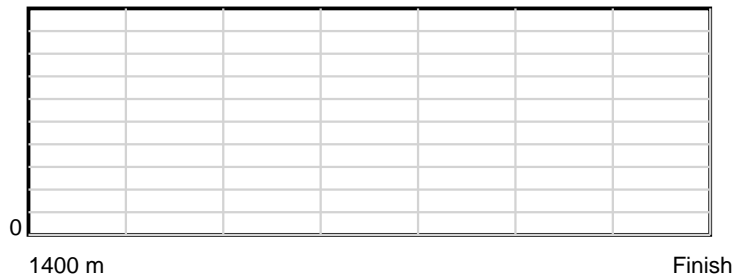
10 m Stride length



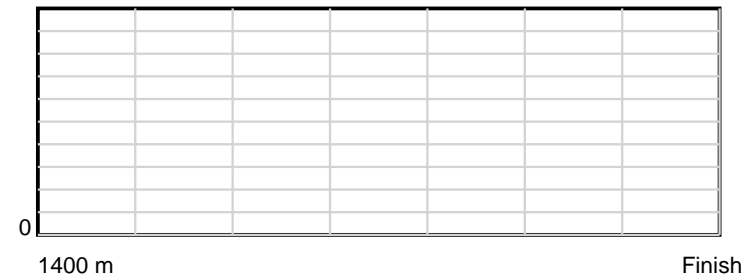
0.6 s Stride duration



20 m/sec Speed



100 % Stride efficiency



Note: Horizontal distance axis grid lines are 200m furlongs.

Disclaimer.

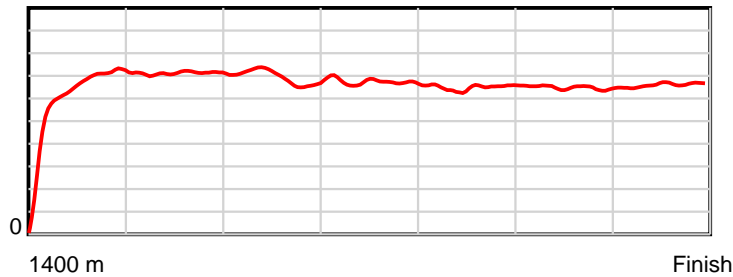
Tasracing Pty Ltd and Thoroughbred Ratings Pty Ltd accepts no responsibility for the completeness or accuracy of any of the information contained herein, and makes no representations about its suitability for any particular purpose. Users should make their own judgements about those matters and/or seek independent advice. You assume all risks associated with use of the data provided on this page.

Race Results

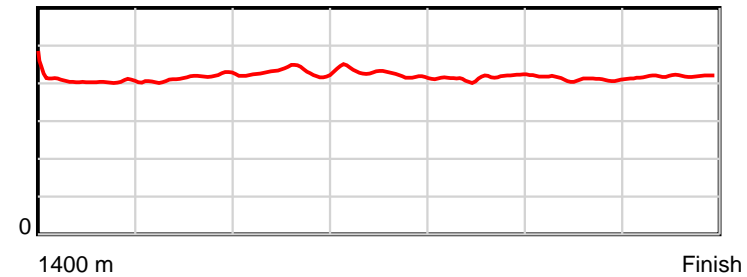
December 21, 2013, Race 3, MDN-SW, Distance 1400m, Elwick Course Proper - Offset 0m

Result	TAB no.	Horse (Barrier)	1400 to	1200m to	1000m to	800m to	600m to	400m to	200m to	Total or	Margin
6th	4	Moonless (5)	1200m	1000m	800m	600m	400m	200m	WP	Average	
		Position in running (margin)	-	6(3.2)	7(5.4)	7(5.5)	8(5.9)	9(5.4)	8(5.6)		3.80
		Sectional time (s)	15.29	11.39	12.31	12.78	13.09	12.63	12.55		
		Cumulative time (s)	90.05	74.76	63.37	51.05	38.27	25.18	12.55	1:30.04	
		Speed (m/s)	13.08	17.56	16.25	15.65	15.28	15.84	15.94	15.55	
		Stride length (m)	5.56	7.30	6.97	6.69	6.35	6.52	6.68	6.54	
		Stride duration (s)	0.412	0.416	0.429	0.427	0.415	0.412	0.419	0.421	
		Stride efficiency (%)	48.33	83.25	75.91	69.89	62.91	66.44	69.63	66.80	
		Stride count	35.96	27.40	28.70	29.91	31.52	30.67	29.96	214.12	

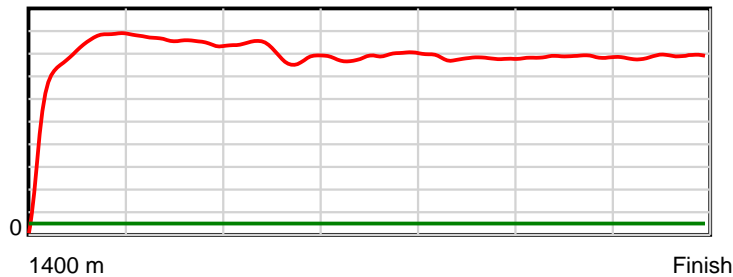
10 m Stride length



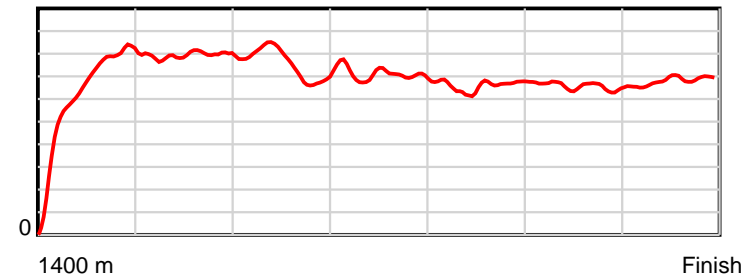
0.6 s Stride duration



20 m/sec Speed



100 % Stride efficiency



Note: Horizontal distance axis grid lines are 200m furlongs.

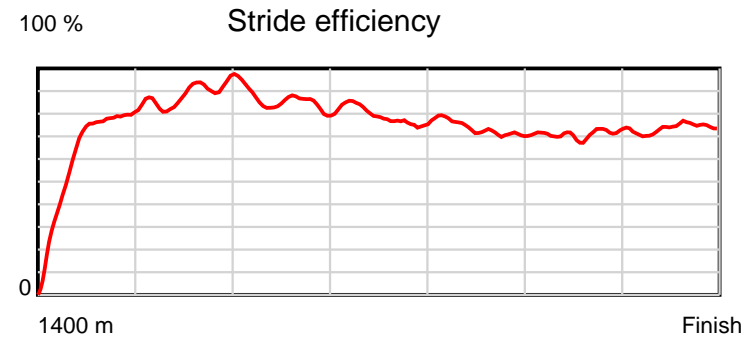
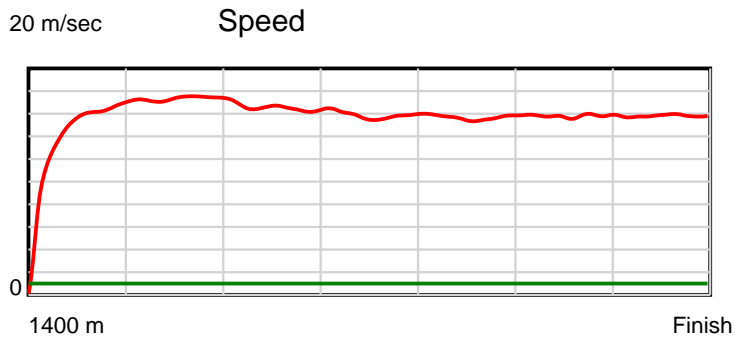
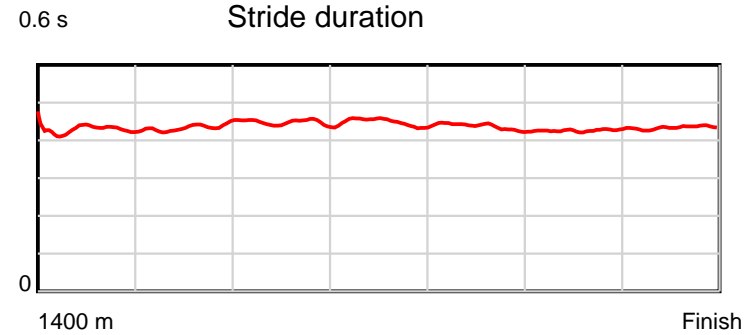
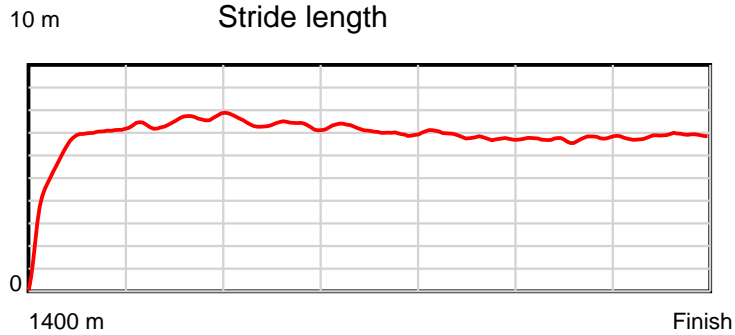
Disclaimer.

Tasracing Pty Ltd and Thoroughbred Ratings Pty Ltd accepts no responsibility for the completeness or accuracy of any of the information contained herein, and makes no representations about its suitability for any particular purpose. Users should make their own judgements about those matters and/or seek independent advice. You assume all risks associated with use of the data provided on this page.

Race Results

December 21, 2013, Race 3, MDN-SW, Distance 1400m, Elwick Course Proper - Offset 0m

Result	TAB no.	Horse (Barrier)	1400 to	1200m to	1000m to	800m to	600m to	400m to	200m to	Total or	Margin
7th	9	Delightful Wee... (8)	1200m	1000m	800m	600m	400m	200m	WP	Average	
		Position in running (margin)	-	9(6.5)	8(7.9)	9(6.8)	9(6.4)	7(5.1)	7(5.4)		4.00
		Sectional time (s)	15.88	11.26	12.10	12.66	12.96	12.65	12.57		
		Cumulative time (s)	90.09	74.21	62.95	50.85	38.19	25.23	12.57	1:30.09	
		Speed (m/s)	12.59	17.76	16.53	15.80	15.43	15.81	15.91	15.54	
		Stride length (m)	5.58	7.73	7.38	7.07	6.72	6.74	6.88	6.81	
		Stride duration (s)	0.428	0.435	0.446	0.448	0.435	0.426	0.433	0.438	
		Stride efficiency (%)	48.63	93.34	84.99	78.13	70.57	71.00	74.07	72.45	
		Stride count	35.85	25.88	27.12	28.28	29.76	29.67	29.05	205.61	



Note: Horizontal distance axis grid lines are 200m furlongs.

Disclaimer.

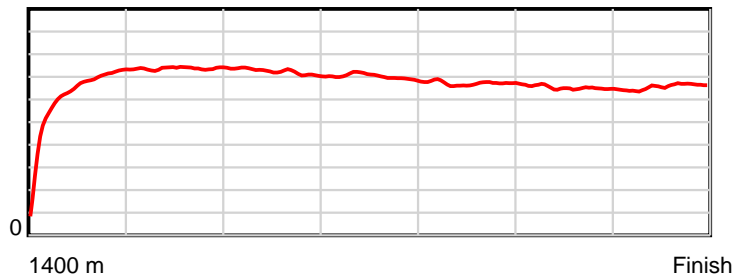
Tasracing Pty Ltd and Thoroughbred Ratings Pty Ltd accepts no responsibility for the completeness or accuracy of any of the information contained herein, and makes no representations about its suitability for any particular purpose. Users should make their own judgements about those matters and/or seek independent advice. You assume all risks associated with use of the data provided on this page.

Race Results

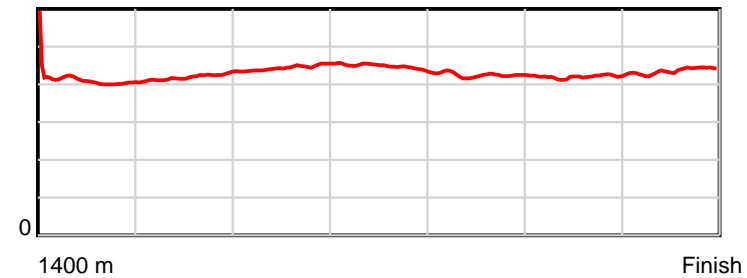
December 21, 2013, Race 3, MDN-SW, Distance 1400m, Elwick Course Proper - Offset 0m

Result	TAB no.	Horse (Barrier)	1400 to	1200m to	1000m to	800m to	600m to	400m to	200m to	Total or	Margin
8th	1	Bullet Kingdom (9)	1200m	1000m	800m	600m	400m	200m	WP	Average	
		Position in running (margin)	-	5(1.8)	3(3.1)	4(2.7)	4(2.9)	2(1.5)	3(3.5)		5.30
		Sectional time (s)	15.17	11.23	12.23	12.75	12.94	12.94	13.09		
		Cumulative time (s)	90.35	75.18	63.95	51.72	38.97	26.03	13.09	1:30.34	
		Speed (m/s)	13.19	17.81	16.35	15.69	15.46	15.46	15.28	15.50	
		Stride length (m)	5.65	7.49	7.27	7.01	6.56	6.49	6.66	6.68	
		Stride duration (s)	0.417	0.421	0.444	0.447	0.425	0.420	0.436	0.431	
		Stride efficiency (%)	49.85	87.70	82.56	76.73	67.30	65.82	69.23	69.78	
		Stride count	35.41	26.70	27.51	28.54	30.48	30.82	30.05	209.51	

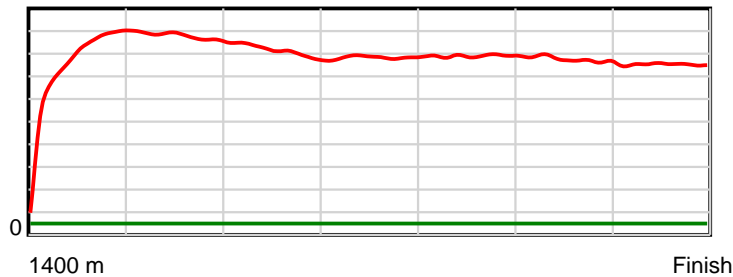
10 m Stride length



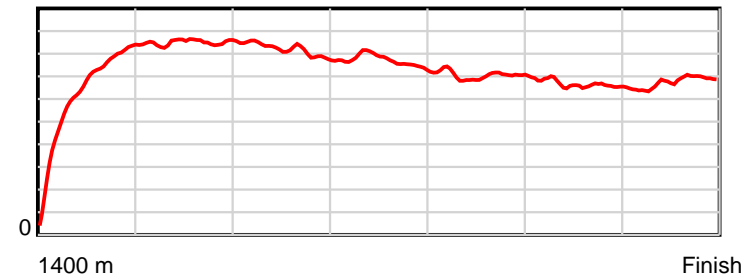
0.6 s Stride duration



20 m/sec Speed



100 % Stride efficiency



Note: Horizontal distance axis grid lines are 200m furlongs.

Disclaimer.

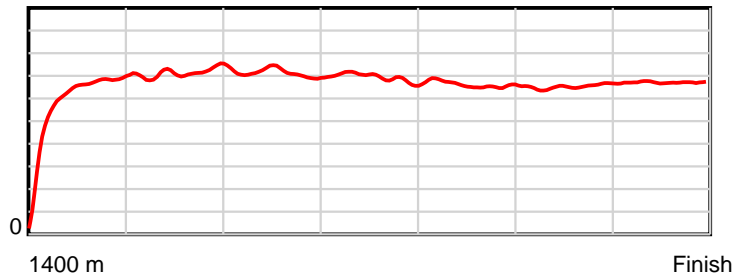
Tasracing Pty Ltd and Thoroughbred Ratings Pty Ltd accepts no responsibility for the completeness or accuracy of any of the information contained herein, and makes no representations about its suitability for any particular purpose. Users should make their own judgements about those matters and/or seek independent advice. You assume all risks associated with use of the data provided on this page.

Race Results

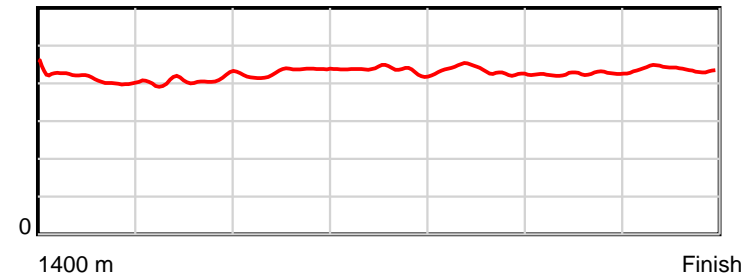
December 21, 2013, Race 3, MDN-SW, Distance 1400m, Elwick Course Proper - Offset 0m

Result	TAB no.	Horse (Barrier)	1400 to	1200m to	1000m to	800m to	600m to	400m to	200m to	Total or	Margin
9th	10	Song of Gold (7)	1200m	1000m	800m	600m	400m	200m	WP	Average	
		Position in running (margin)	-	7(3.8)	6(5.2)	5(4.3)	5(3.2)	6(3.7)	6(5.3)		6.80
		Sectional time (s)	15.59	11.23	12.14	12.54	13.27	12.87	13.00		
		Cumulative time (s)	90.64	75.05	63.81	51.67	39.13	25.87	13.00	1:30.64	
		Speed (m/s)	12.83	17.81	16.47	15.95	15.07	15.54	15.38	15.45	
		Stride length (m)	5.51	7.28	7.09	6.93	6.54	6.61	6.73	6.62	
		Stride duration (s)	0.416	0.409	0.430	0.435	0.434	0.425	0.438	0.429	
		Stride efficiency (%)	47.40	82.80	78.46	75.11	66.83	68.19	70.86	68.52	
		Stride count	36.31	27.48	28.23	28.85	30.58	30.28	29.70	211.43	

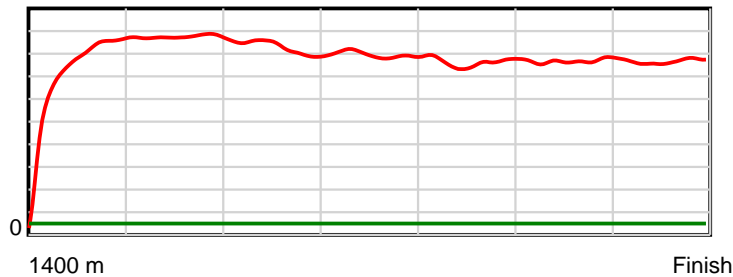
10 m Stride length



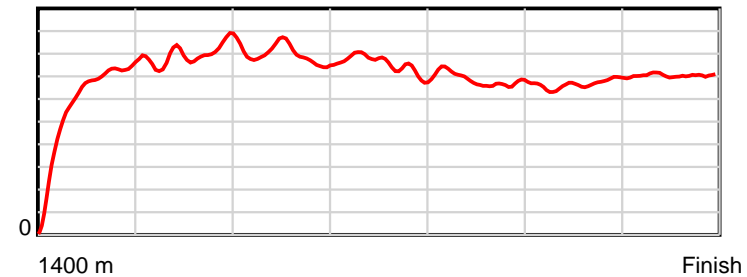
0.6 s Stride duration



20 m/sec Speed



100 % Stride efficiency



Note: Horizontal distance axis grid lines are 200m furlongs.

Disclaimer.

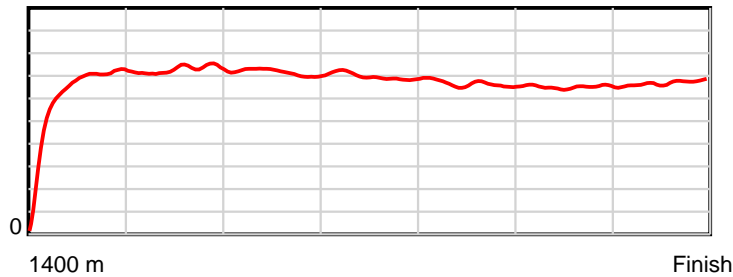
Tasracing Pty Ltd and Thoroughbred Ratings Pty Ltd accepts no responsibility for the completeness or accuracy of any of the information contained herein, and makes no representations about its suitability for any particular purpose. Users should make their own judgements about those matters and/or seek independent advice. You assume all risks associated with use of the data provided on this page.

Race Results

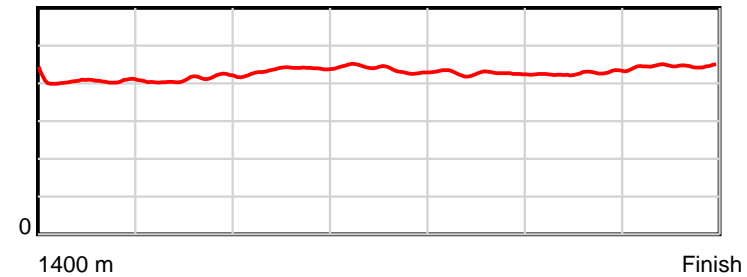
December 21, 2013, Race 3, MDN-SW, Distance 1400m, Elwick Course Proper - Offset 0m

Result	TAB no.	Horse (Barrier)	1400 to	1200m to	1000m to	800m to	600m to	400m to	200m to	Total or	Margin
10th	2	Hurricane Flye... (6)	1200m	1000m	800m	600m	400m	200m	WP	Average	
		Position in running (margin)	-	1(0.0)	2(0.7)	2(0.7)	2(0.4)	3(1.6)	4(4.2)		7.60
		Sectional time (s)	15.07	11.13	12.29	12.67	13.38	13.04	13.22		
		Cumulative time (s)	90.80	75.73	64.60	52.31	39.64	26.26	13.22	1:30.79	
		Speed (m/s)	13.27	17.97	16.27	15.79	14.95	15.34	15.13	15.42	
		Stride length (m)	5.66	7.38	7.09	6.91	6.37	6.55	6.77	6.63	
		Stride duration (s)	0.407	0.411	0.435	0.438	0.426	0.427	0.448	0.430	
		Stride efficiency (%)	50.04	85.20	78.49	74.51	63.50	67.07	71.64	68.76	
		Stride count	35.34	27.09	28.22	28.96	31.37	30.53	29.54	211.05	

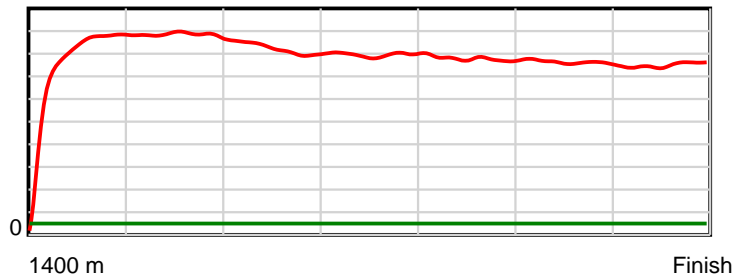
10 m Stride length



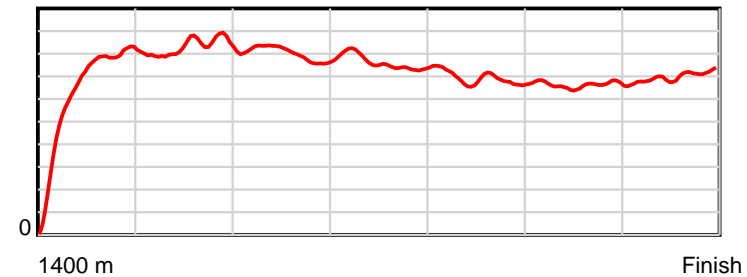
0.6 s Stride duration



20 m/sec Speed



100 % Stride efficiency



Note: Horizontal distance axis grid lines are 200m furlongs.

Disclaimer.

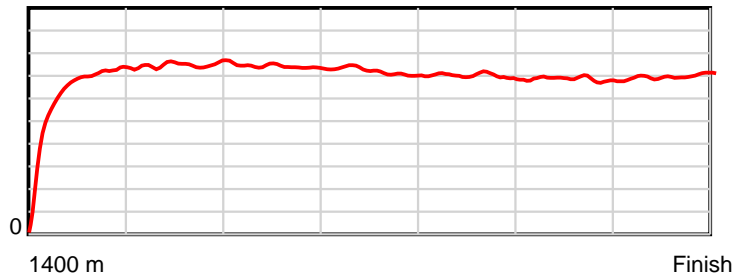
Tasracing Pty Ltd and Thoroughbred Ratings Pty Ltd accepts no responsibility for the completeness or accuracy of any of the information contained herein, and makes no representations about its suitability for any particular purpose. Users should make their own judgements about those matters and/or seek independent advice. You assume all risks associated with use of the data provided on this page.

Race Results

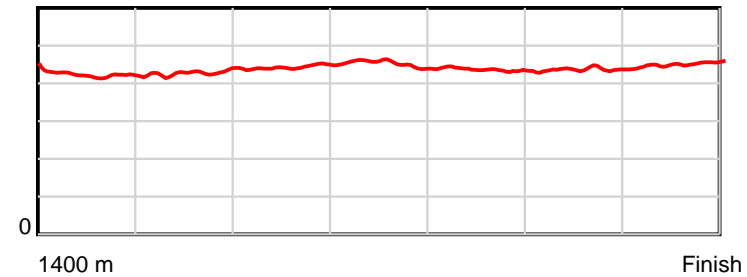
December 21, 2013, Race 3, MDN-SW, Distance 1400m, Elwick Course Proper - Offset 0m

Result	TAB no.	Horse (Barrier)	1400 to	1200m to	1000m to	800m to	600m to	400m to	200m to	Total or	Margin
11th	15	Victory Medal (10)	1200m	1000m	800m	600m	400m	200m	WP	Average	
		Position in running (margin)	-	10(8.1)	10(9.6)	10(7.4)	10(7.5)	10(6.1)	10(8.0)		9.40
		Sectional time (s)	16.43	11.27	11.92	12.73	12.95	12.91	12.95		
		Cumulative time (s)	91.16	74.73	63.46	51.55	38.81	25.86	12.95	1:31.15	
		Speed (m/s)	12.18	17.75	16.78	15.71	15.44	15.49	15.44	15.36	
		Stride length (m)	5.47	7.62	7.42	7.08	6.72	6.76	6.97	6.79	
		Stride duration (s)	0.425	0.430	0.442	0.451	0.435	0.436	0.451	0.442	
		Stride efficiency (%)	46.77	90.78	85.95	78.43	70.63	71.37	75.88	72.14	
		Stride count	36.56	26.24	26.97	28.23	29.75	29.60	28.70	206.05	

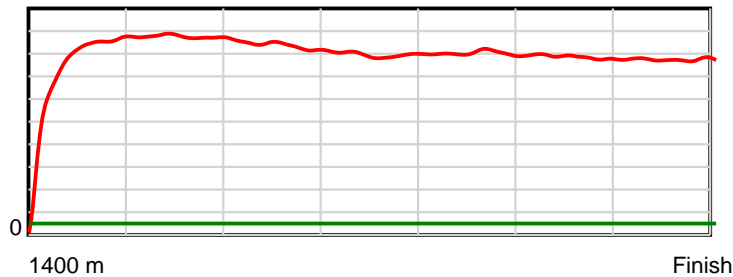
10 m Stride length



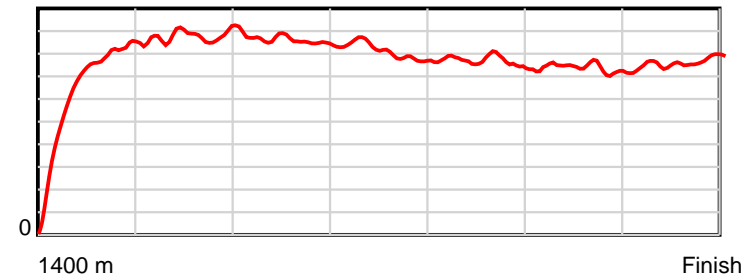
0.6 s Stride duration



20 m/sec Speed



100 % Stride efficiency



Note: Horizontal distance axis grid lines are 200m furlongs.

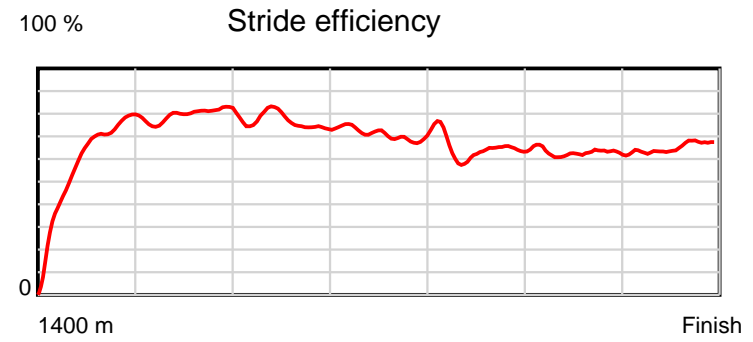
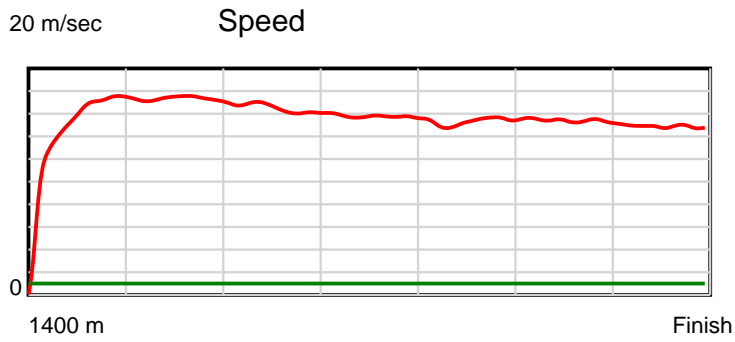
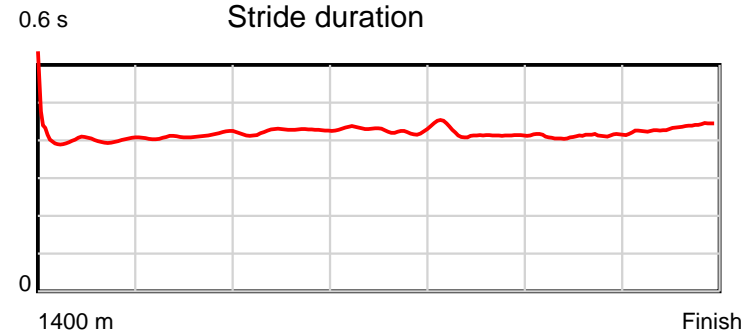
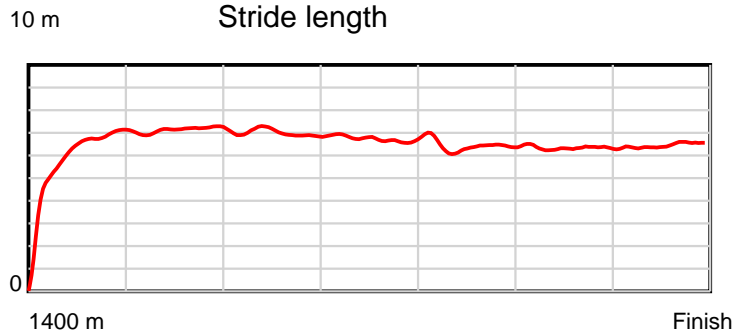
Disclaimer.

Tasracing Pty Ltd and Thoroughbred Ratings Pty Ltd accepts no responsibility for the completeness or accuracy of any of the information contained herein, and makes no representations about its suitability for any particular purpose. Users should make their own judgements about those matters and/or seek independent advice. You assume all risks associated with use of the data provided on this page.

Race Results

December 21, 2013, Race 3, MDN-SW, Distance 1400m, Elwick Course Proper - Offset 0m

Result	TAB no.	Horse (Barrier)	1400 to	1200m to	1000m to	800m to	600m to	400m to	200m to	Total or	Margin
12th	7	Canny Cross (2)	1200m	1000m	800m	600m	400m	200m	WP	Average	
		Position in running (margin)	-	4(1.7)	4(3.8)	3(2.3)	3(1.4)	5(2.9)	5(5.3)		9.60
		Sectional time (s)	15.40	11.36	12.05	12.57	13.43	13.00	13.39		
		Cumulative time (s)	91.20	75.80	64.43	52.39	39.82	26.39	13.39	1:31.20	
		Speed (m/s)	12.99	17.61	16.60	15.91	14.89	15.38	14.94	15.35	
		Stride length (m)	5.47	7.25	7.05	6.80	6.24	6.32	6.48	6.47	
		Stride duration (s)	0.401	0.412	0.425	0.427	0.419	0.411	0.434	0.421	
		Stride efficiency (%)	46.70	82.15	77.66	72.21	60.88	62.43	65.70	65.36	
		Stride count	36.58	27.58	28.37	29.42	32.04	31.64	30.84	216.47	



Note: Horizontal distance axis grid lines are 200m furlongs.

Disclaimer.

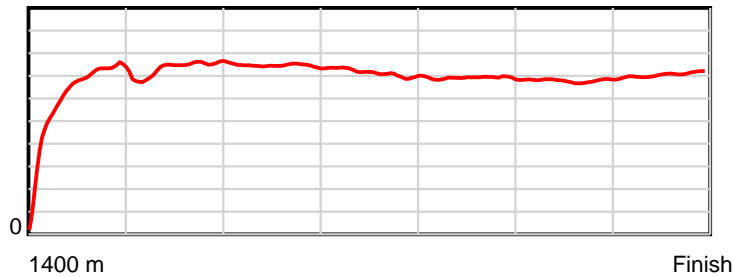
Tasracing Pty Ltd and Thoroughbred Ratings Pty Ltd accepts no responsibility for the completeness or accuracy of any of the information contained herein, and makes no representations about its suitability for any particular purpose. Users should make their own judgements about those matters and/or seek independent advice. You assume all risks associated with use of the data provided on this page.

Race Results

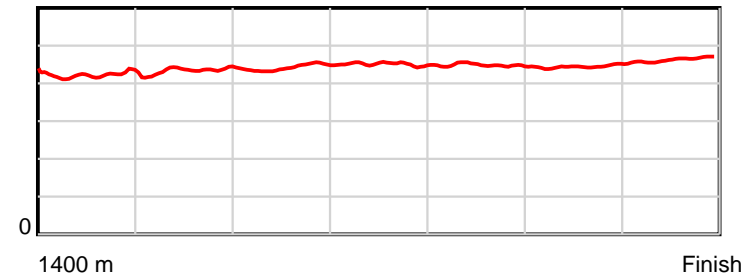
December 21, 2013, Race 3, MDN-SW, Distance 1400m, Elwick Course Proper - Offset 0m

Result	TAB no.	Horse (Barrier)	1400 to	1200m to	1000m to	800m to	600m to	400m to	200m to	Total or	Margin
13th	16	He's Feisty (4)	1200m	1000m	800m	600m	400m	200m	WP	Average	
		Position in running (margin)	-	8(5.7)	9(8.6)	8(6.1)	7(5.6)	8(5.3)	9(7.8)		10.90
		Sectional time (s)	16.12	11.51	11.86	12.63	13.13	13.02	13.18		
		Cumulative time (s)	91.46	75.34	63.83	51.96	39.33	26.20	13.18	1:31.45	
		Speed (m/s)	12.41	17.38	16.86	15.84	15.23	15.36	15.17	15.31	
		Stride length (m)	5.47	7.53	7.45	7.12	6.82	6.83	7.03	6.83	
		Stride duration (s)	0.419	0.433	0.442	0.450	0.448	0.444	0.464	0.446	
		Stride efficiency (%)	46.78	88.57	86.77	79.16	72.70	72.82	77.27	72.80	
		Stride count	36.56	26.56	26.84	28.10	29.32	29.30	28.44	205.12	

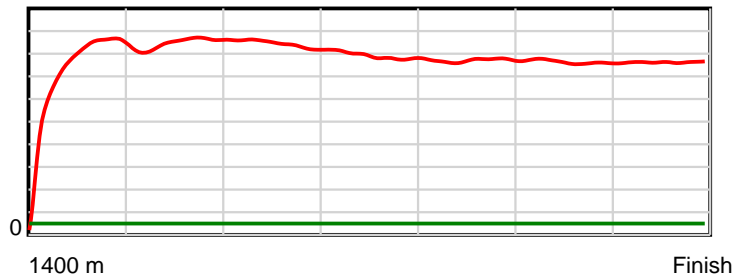
10 m Stride length



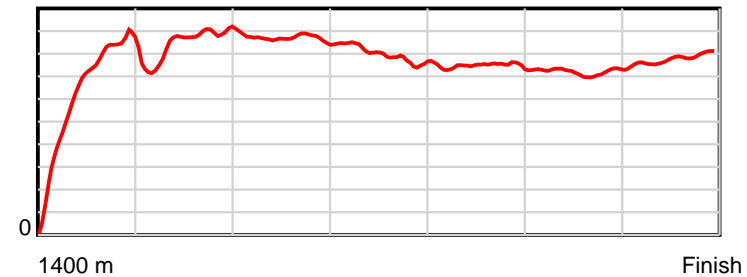
0.6 s Stride duration



20 m/sec Speed



100 % Stride efficiency



Note: Horizontal distance axis grid lines are 200m furlongs.

Disclaimer.

Tasracing Pty Ltd and Thoroughbred Ratings Pty Ltd accepts no responsibility for the completeness or accuracy of any of the information contained herein, and makes no representations about its suitability for any particular purpose. Users should make their own judgements about those matters and/or seek independent advice. You assume all risks associated with use of the data provided on this page.

Race Results

December 21, 2013, Race 3, MDN-SW, Distance 1400m, Elwick Course Proper - Offset 0m

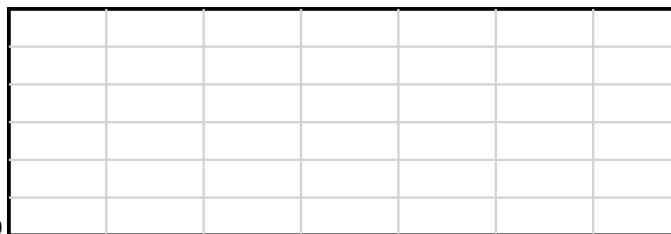
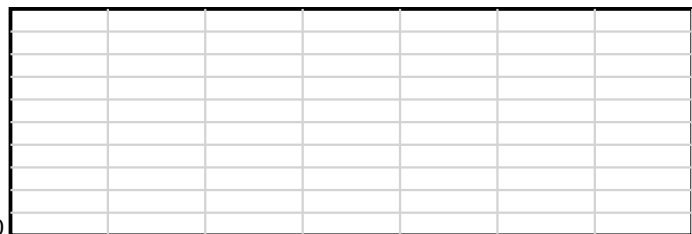
Result	TAB no.	Horse (Barrier)	1400 to	1200m to	1000m to	800m to	600m to	400m to	200m to	Total or	Margin
14th	13	Down to the Wi... (14)									
		Position in running (margin)									
		Sectional time (s)									
		Cumulative time (s)									
		Speed (m/s)									
		Stride length (m)									
		Stride duration (s)									
		Stride efficiency (%)									
		Stride count									

10 m

Stride length

0.6 s

Stride duration



1400 m

Finish

1400 m

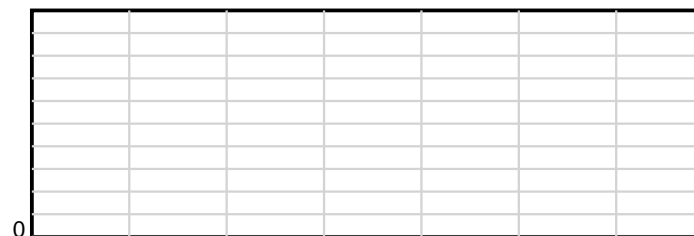
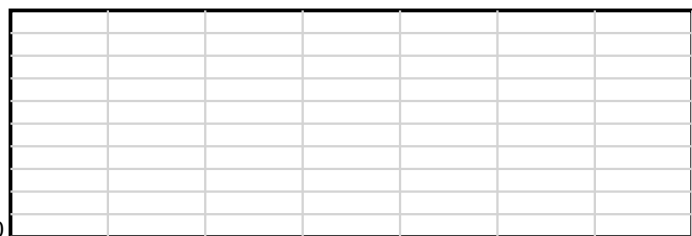
Finish

20 m/sec

Speed

100 %

Stride efficiency



1400 m

Finish

1400 m

Finish

Note: Horizontal distance axis grid lines are 200m furlongs.

Disclaimer.

Tasracing Pty Ltd and Thoroughbred Ratings Pty Ltd accepts no responsibility for the completeness or accuracy of any of the information contained herein, and makes no representations about its suitability for any particular purpose. Users should make their own judgements about those matters and/or seek independent advice. You assume all risks associated with use of the data provided on this page.