



Race Results

Tasmanian Racing Club, Hobart, December 21, 2013

Compilation date: December 23, 2013, 11:31:46 AM (EST)

Copyright © 2013 Tasracing Pty Ltd. All rights reserved.

Trademarks.

StrideMASTER is a registered trademark of Thoroughbred Ratings Pty Ltd.

Disclaimer.

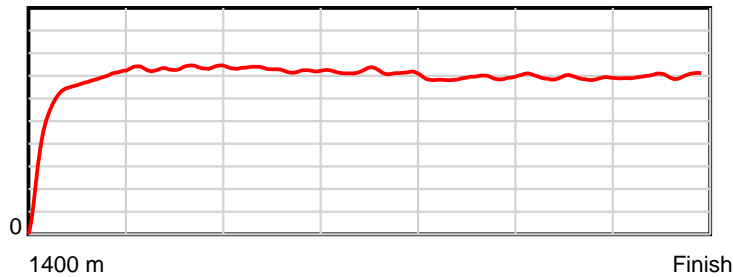
Tasracing Pty Ltd and Thoroughbred Ratings Pty Ltd accepts no responsibility for the completeness or accuracy of any of the information contained herein, and makes no representations about its suitability for any particular purpose. Users should make their own judgements about those matters and/or seek independent advice. You assume all risks associated with use of the data provided on this page.

Race Results

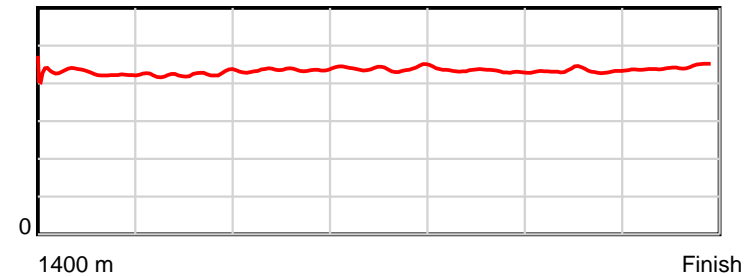
December 21, 2013, Race 7, BM78, Distance 1400m, Elwick Course Proper - Offset 0m

Result	TAB no.	Horse (Barrier)	1400 to	1200m to	1000m to	800m to	600m to	400m to	200m to	Total or	Margin
1st	10	The Producer (2)	1200m	1000m	800m	600m	400m	200m	WP	Average	
		Position in running (margin)	-	9(4.9)	9(4.2)	9(6.2)	8(6.3)	6(2.9)	1(0.0)		0.00
		Sectional time (s)	14.83	11.36	11.81	12.24	12.59	12.27	12.47		
		Cumulative time (s)	87.56	72.73	61.37	49.56	37.33	24.74	12.47	1:27.56	
		Speed (m/s)	13.49	17.61	16.93	16.34	15.89	16.30	16.04	15.99	
		Stride length (m)	5.67	7.48	7.35	7.19	6.88	7.04	7.09	6.91	
		Stride duration (s)	0.421	0.425	0.434	0.440	0.433	0.432	0.442	0.432	
		Stride efficiency (%)	50.28	87.41	84.53	80.88	74.07	77.49	78.60	74.59	
		Stride count	35.26	26.74	27.19	27.80	29.05	28.40	28.20	202.64	

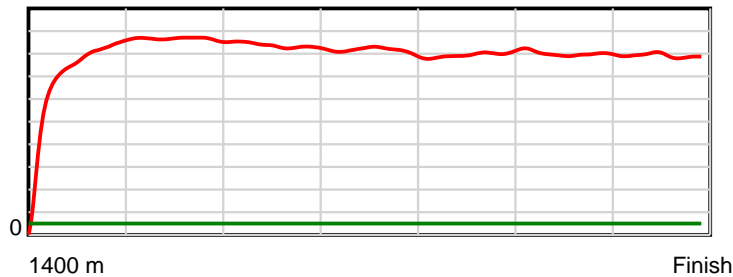
10 m Stride length



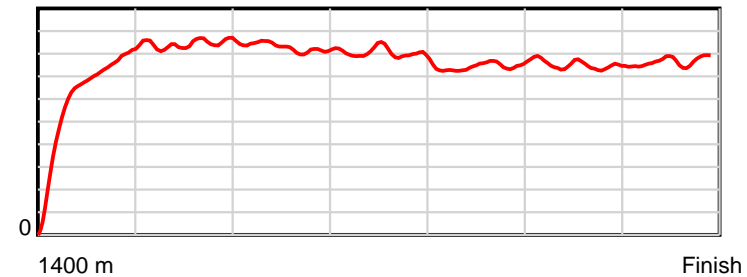
0.6 s Stride duration



20 m/sec Speed



100 % Stride efficiency



Note: Horizontal distance axis grid lines are 200m furlongs.

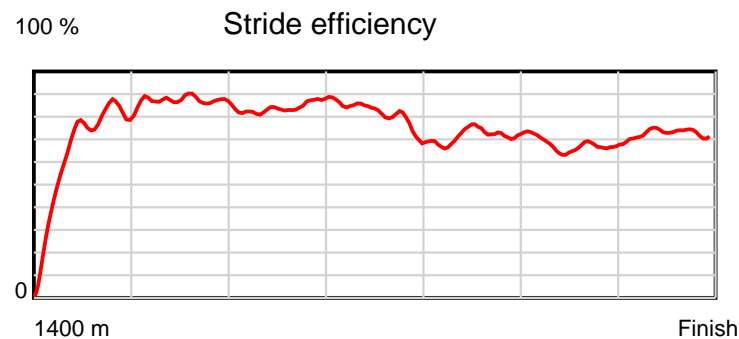
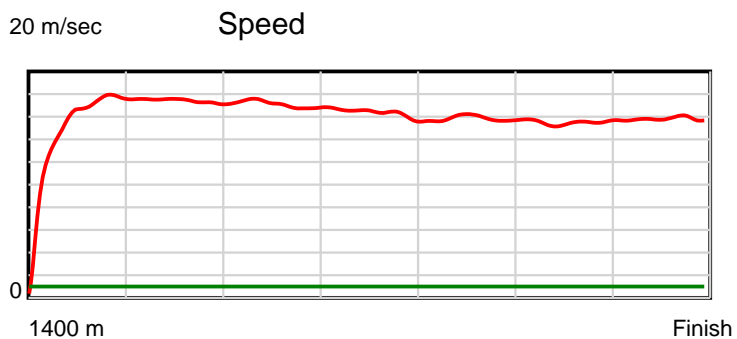
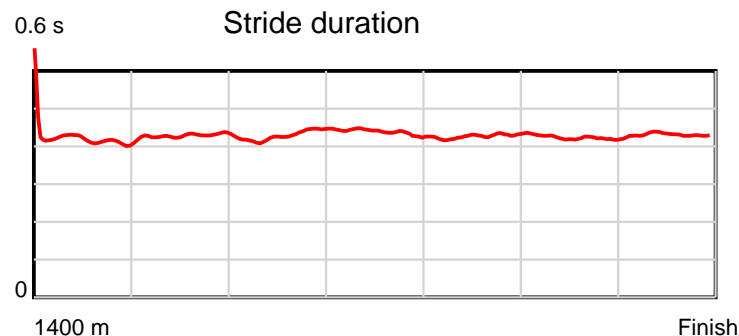
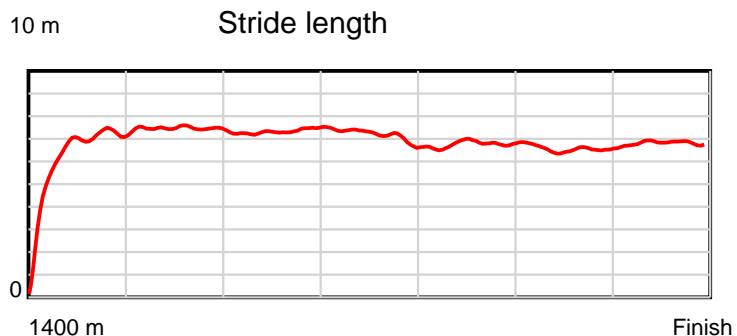
Disclaimer.

Tasracing Pty Ltd and Thoroughbred Ratings Pty Ltd accepts no responsibility for the completeness or accuracy of any of the information contained herein, and makes no representations about its suitability for any particular purpose. Users should make their own judgements about those matters and/or seek independent advice. You assume all risks associated with use of the data provided on this page.

Race Results

December 21, 2013, Race 7, BM78, Distance 1400m, Elwick Course Proper - Offset 0m

Result	TAB no.	Horse (Barrier)	1400 to	1200m to	1000m to	800m to	600m to	400m to	200m to	Total or	Margin
2nd	9	Isometry (4)	1200m	1000m	800m	600m	400m	200m	WP	Average	
		Position in running (margin)	-	1(0.0)	1(0.0)	3(1.0)	3(2.0)	1(0.0)	2(0.6)		1.30
		Sectional time (s)	14.21	11.48	11.64	12.39	12.82	12.85	12.42		
		Cumulative time (s)	87.80	73.59	62.12	50.48	38.09	25.27	12.42	1:27.79	
		Speed (m/s)	14.07	17.42	17.18	16.14	15.60	15.56	16.10	15.94	
		Stride length (m)	6.03	7.48	7.35	7.06	6.66	6.56	6.95	6.84	
		Stride duration (s)	0.423	0.429	0.428	0.437	0.427	0.422	0.431	0.429	
		Stride efficiency (%)	56.80	87.41	84.41	77.83	69.25	67.27	75.42	73.04	
		Stride count	33.17	26.74	27.21	28.34	30.04	30.48	28.79	204.77	



Note: Horizontal distance axis grid lines are 200m furlongs.

Disclaimer.

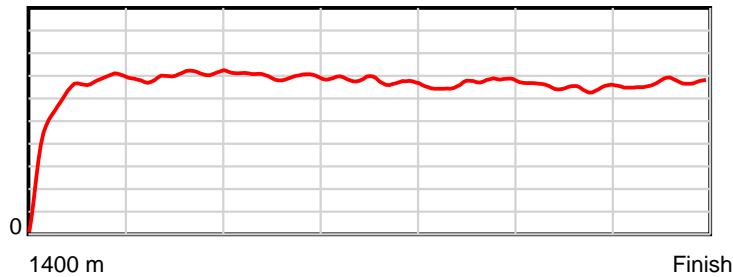
Tasracing Pty Ltd and Thoroughbred Ratings Pty Ltd accepts no responsibility for the completeness or accuracy of any of the information contained herein, and makes no representations about its suitability for any particular purpose. Users should make their own judgements about those matters and/or seek independent advice. You assume all risks associated with use of the data provided on this page.

Race Results

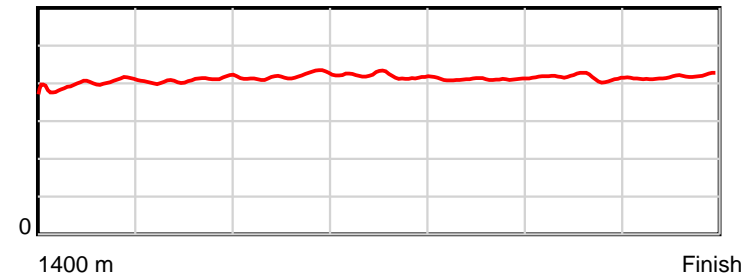
December 21, 2013, Race 7, BM78, Distance 1400m, Elwick Course Proper - Offset 0m

Result	TAB no.	Horse (Barrier)	1400 to	1200m to	1000m to	800m to	600m to	400m to	200m to	Total or	Margin
3rd	7	Clan McLeod (1)	1200m	1000m	800m	600m	400m	200m	WP	Average	
		Position in running (margin)	-	5(3.4)	6(3.0)	8(6.2)	9(7.4)	7(3.3)	8(3.6)		2.80
		Sectional time (s)	14.70	11.42	11.98	12.44	12.47	12.79	12.28		
		Cumulative time (s)	88.09	73.39	61.96	49.98	37.54	25.07	12.28	1:28.09	
		Speed (m/s)	13.61	17.51	16.69	16.08	16.04	15.64	16.29	15.89	
		Stride length (m)	5.38	7.15	6.99	6.75	6.59	6.51	6.80	6.55	
		Stride duration (s)	0.394	0.409	0.419	0.420	0.411	0.416	0.417	0.412	
		Stride efficiency (%)	45.28	79.99	76.43	71.16	67.80	66.20	72.26	66.97	
		Stride count	37.16	27.95	28.60	29.64	30.36	30.73	29.41	213.85	

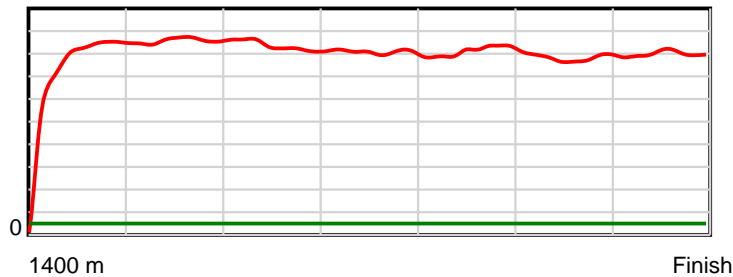
10 m Stride length



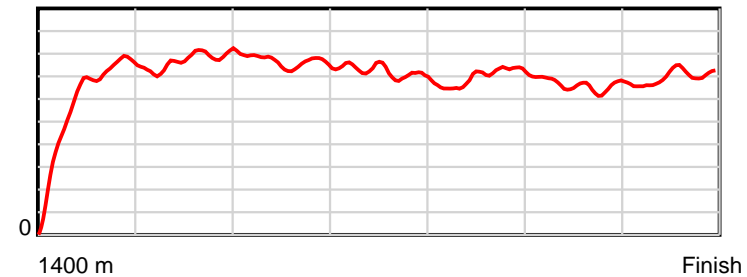
0.6 s Stride duration



20 m/sec Speed



100 % Stride efficiency



Note: Horizontal distance axis grid lines are 200m furlongs.

Disclaimer.

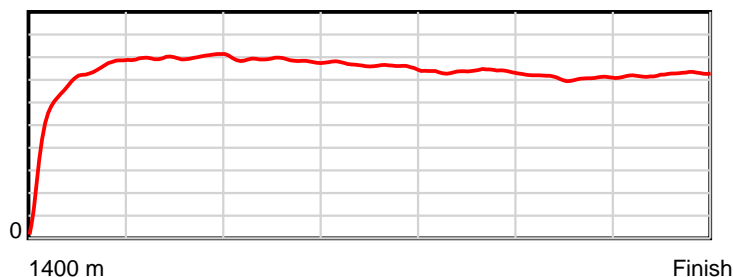
Tasracing Pty Ltd and Thoroughbred Ratings Pty Ltd accepts no responsibility for the completeness or accuracy of any of the information contained herein, and makes no representations about its suitability for any particular purpose. Users should make their own judgements about those matters and/or seek independent advice. You assume all risks associated with use of the data provided on this page.

Race Results

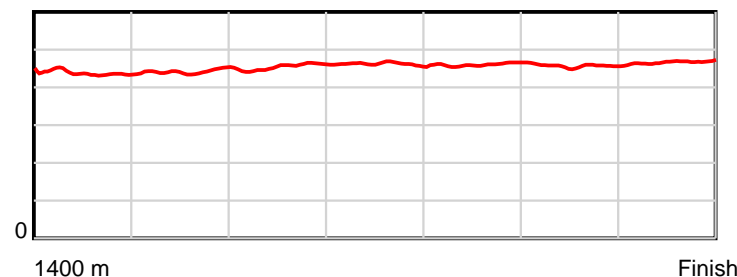
December 21, 2013, Race 7, BM78, Distance 1400m, Elwick Course Proper - Offset 0m

Result	TAB no.	Horse (Barrier)	1400 to	1200m to	1000m to	800m to	600m to	400m to	200m to	Total or	Margin
4th	4	Short Story (12)	1200m	1000m	800m	600m	400m	200m	WP	Average	
		Position in running (margin)	-	4(3.2)	2(0.3)	2(1.0)	2(1.5)	3(0.4)	3(1.1)		3.60
		Sectional time (s)	14.78	11.01	11.58	12.31	12.97	12.88	12.72		
		Cumulative time (s)	88.24	73.46	62.45	50.87	38.57	25.60	12.72	1:28.23	
		Speed (m/s)	13.53	18.17	17.27	16.25	15.42	15.53	15.72	15.87	
		Stride length (m)	6.01	8.06	7.84	7.51	7.10	7.08	7.35	7.22	
		Stride duration (s)	0.438	0.443	0.454	0.462	0.460	0.456	0.468	0.455	
		Stride efficiency (%)	56.53	101.48	96.10	88.10	78.83	78.43	84.45	81.54	
		Stride count	33.25	24.82	25.50	26.64	28.16	28.23	27.21	193.81	

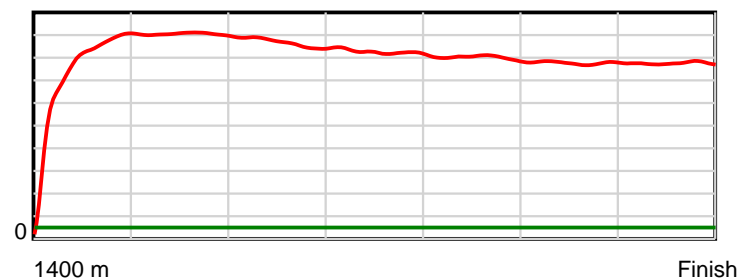
10 m Stride length



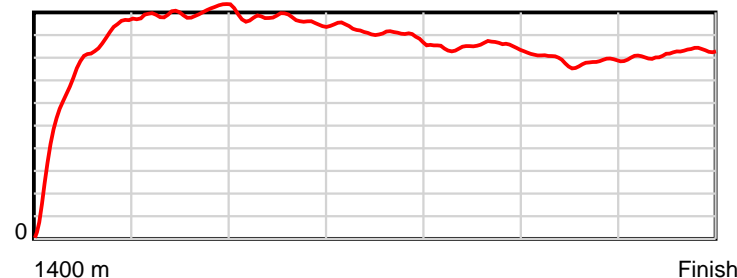
0.6 s Stride duration



20 m/sec Speed



100 % Stride efficiency



Note: Horizontal distance axis grid lines are 200m furlongs.

Disclaimer.

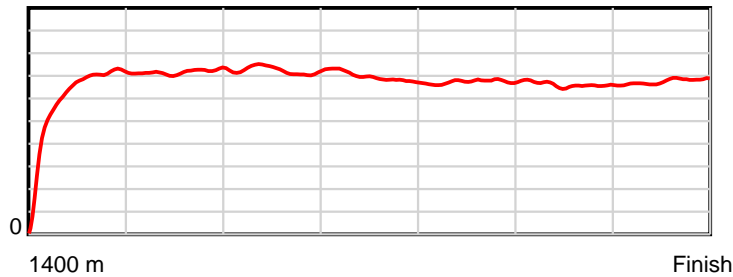
Tasracing Pty Ltd and Thoroughbred Ratings Pty Ltd accepts no responsibility for the completeness or accuracy of any of the information contained herein, and makes no representations about its suitability for any particular purpose. Users should make their own judgements about those matters and/or seek independent advice. You assume all risks associated with use of the data provided on this page.

Race Results

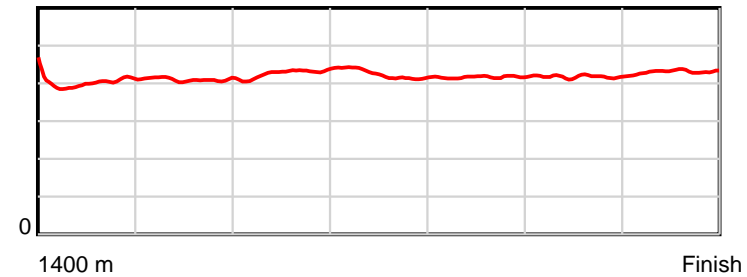
December 21, 2013, Race 7, BM78, Distance 1400m, Elwick Course Proper - Offset 0m

Result	TAB no.	Horse (Barrier)	1400 to	1200m to	1000m to	800m to	600m to	400m to	200m to	Total or	Margin
5th	8	Date And Sign (8)	1200m	1000m	800m	600m	400m	200m	WP	Average	
		Position in running (margin)	-	3(2.6)	4(1.3)	4(2.7)	4(3.6)	5(2.2)	6(2.8)		3.60
		Sectional time (s)	14.59	11.26	11.70	12.38	12.92	12.86	12.53		
		Cumulative time (s)	88.24	73.65	62.39	50.69	38.31	25.39	12.53	1:28.23	
		Speed (m/s)	13.71	17.76	17.09	16.16	15.48	15.55	15.96	15.87	
		Stride length (m)	5.63	7.30	7.28	6.84	6.45	6.49	6.88	6.65	
		Stride duration (s)	0.406	0.411	0.426	0.423	0.417	0.417	0.431	0.419	
		Stride efficiency (%)	49.54	83.30	82.73	73.14	64.98	65.83	73.93	69.10	
		Stride count	35.52	27.39	27.49	29.23	31.01	30.81	29.08	210.53	

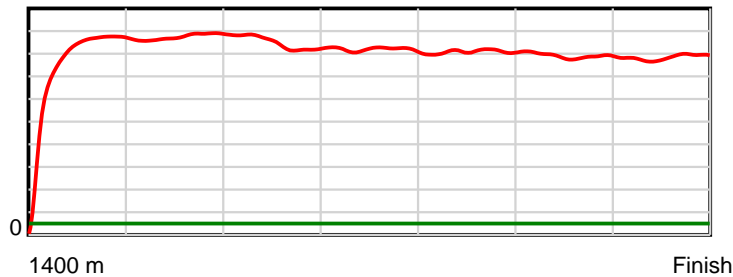
10 m Stride length



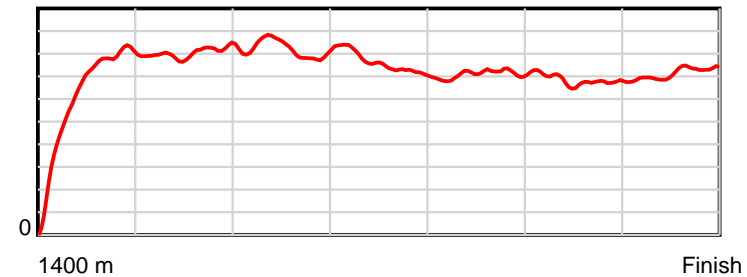
0.6 s Stride duration



20 m/sec Speed



100 % Stride efficiency



Note: Horizontal distance axis grid lines are 200m furlongs.

Disclaimer.

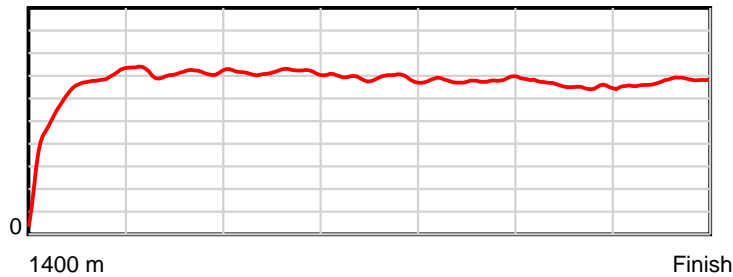
Tasracing Pty Ltd and Thoroughbred Ratings Pty Ltd accepts no responsibility for the completeness or accuracy of any of the information contained herein, and makes no representations about its suitability for any particular purpose. Users should make their own judgements about those matters and/or seek independent advice. You assume all risks associated with use of the data provided on this page.

Race Results

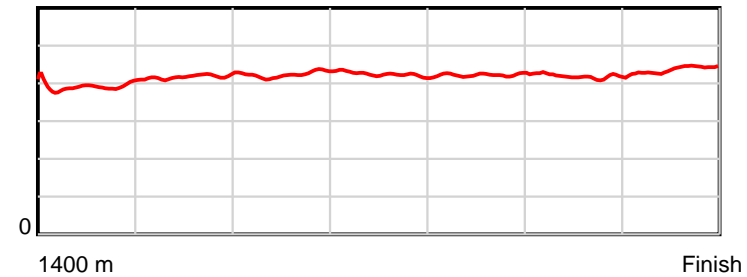
December 21, 2013, Race 7, BM78, Distance 1400m, Elwick Course Proper - Offset 0m

Result	TAB no.	Horse (Barrier)	1400 to	1200m to	1000m to	800m to	600m to	400m to	200m to	Total or	Margin
6th	3	Hell Strong (13)	1200m	1000m	800m	600m	400m	200m	WP	Average	
		Position in running (margin)	-	2(0.6)	5(1.5)	5(3.6)	5(3.9)	4(1.8)	4(1.6)		6.10
		Sectional time (s)	14.63	11.63	11.81	12.28	12.80	12.72	12.84		
		Cumulative time (s)	88.72	74.09	62.46	50.65	38.37	25.56	12.84	1:28.72	
		Speed (m/s)	13.67	17.20	16.93	16.29	15.62	15.72	15.58	15.78	
		Stride length (m)	5.56	7.21	7.16	6.90	6.60	6.56	6.82	6.64	
		Stride duration (s)	0.393	0.419	0.423	0.423	0.423	0.417	0.438	0.421	
		Stride efficiency (%)	48.32	81.18	80.15	74.30	68.10	67.24	72.73	68.94	
		Stride count	35.97	27.75	27.93	29.01	30.30	30.49	29.32	210.77	

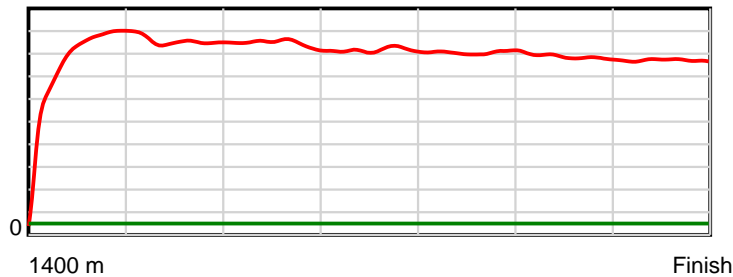
10 m Stride length



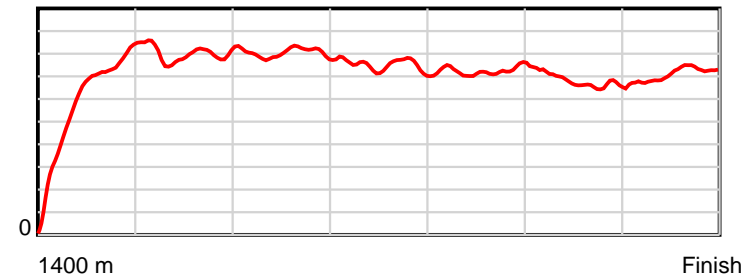
0.6 s Stride duration



20 m/sec Speed



100 % Stride efficiency



Note: Horizontal distance axis grid lines are 200m furlongs.

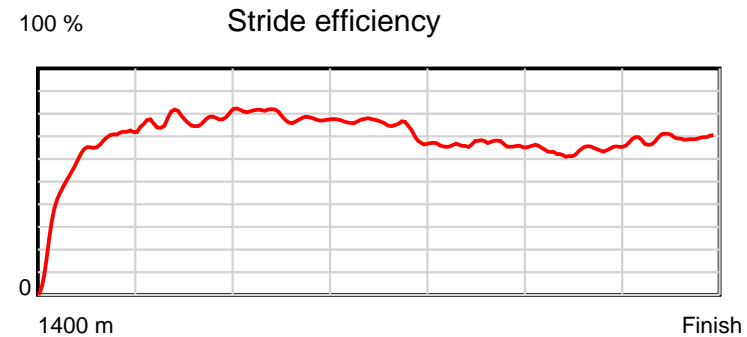
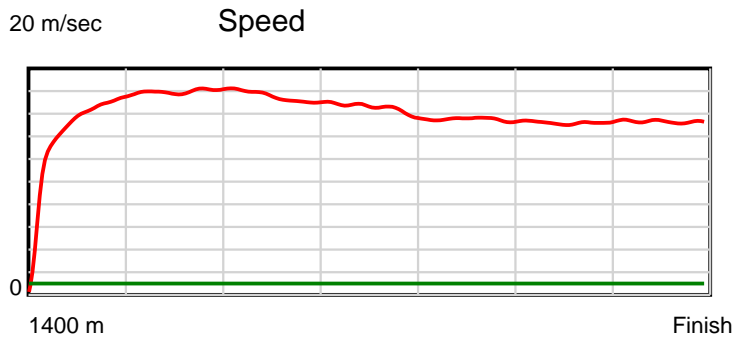
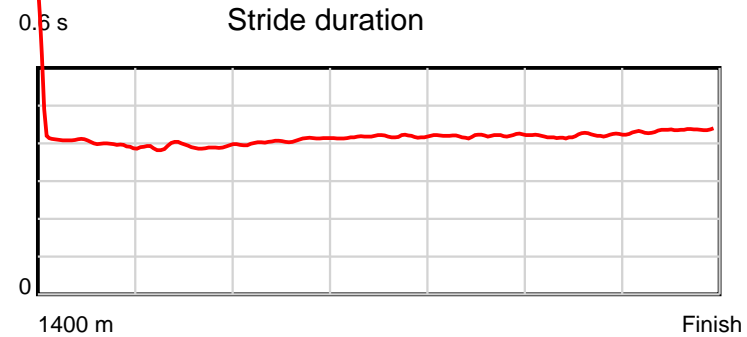
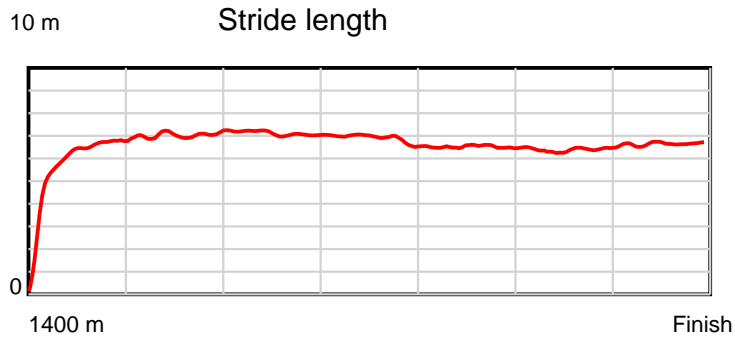
Disclaimer.

Tasracing Pty Ltd and Thoroughbred Ratings Pty Ltd accepts no responsibility for the completeness or accuracy of any of the information contained herein, and makes no representations about its suitability for any particular purpose. Users should make their own judgements about those matters and/or seek independent advice. You assume all risks associated with use of the data provided on this page.

Race Results

December 21, 2013, Race 7, BM78, Distance 1400m, Elwick Course Proper - Offset 0m

Result	TAB no.	Horse (Barrier)	1400 to	1200m to	1000m to	800m to	600m to	400m to	200m to	Total or	Margin
7th	1	Spy Wears Prad... (3)	1200m	1000m	800m	600m	400m	200m	WP	Average	
		Position in running (margin)	-	6(3.4)	3(0.7)	1(0.0)	1(0.0)	2(0.3)	5(1.7)		6.30
		Sectional time (s)	14.98	11.02	11.35	12.23	13.21	12.99	12.99		
		Cumulative time (s)	88.76	73.78	62.76	51.41	39.19	25.98	12.99	1:28.76	
		Speed (m/s)	13.35	18.15	17.62	16.35	15.14	15.40	15.40	15.77	
		Stride length (m)	5.81	7.11	7.16	6.82	6.36	6.46	6.70	6.60	
		Stride duration (s)	0.427	0.392	0.406	0.417	0.420	0.420	0.435	0.418	
		Stride efficiency (%)	52.69	79.05	80.06	72.75	63.17	65.21	70.10	68.09	
		Stride count	34.44	28.12	27.94	29.31	31.46	30.96	29.86	212.09	



Note: Horizontal distance axis grid lines are 200m furlongs.

Disclaimer.

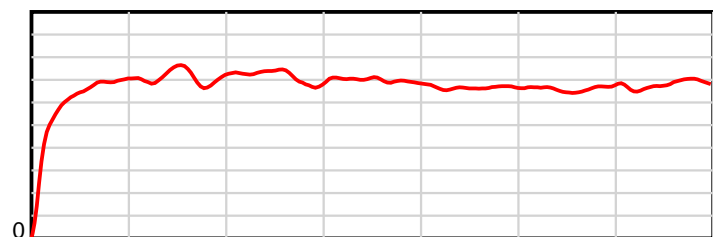
Tasracing Pty Ltd and Thoroughbred Ratings Pty Ltd accepts no responsibility for the completeness or accuracy of any of the information contained herein, and makes no representations about its suitability for any particular purpose. Users should make their own judgements about those matters and/or seek independent advice. You assume all risks associated with use of the data provided on this page.

Race Results

December 21, 2013, Race 7, BM78, Distance 1400m, Elwick Course Proper - Offset 0m

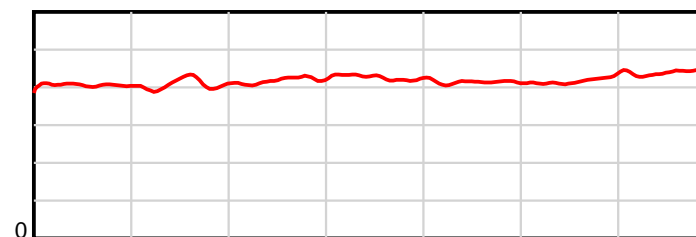
Result	TAB no.	Horse (Barrier)	1400 to	1200m to	1000m to	800m to	600m to	400m to	200m to	Total or	Margin
8th	5	Aslanyon (9)	1200m	1000m	800m	600m	400m	200m	WP	Average	
		Position in running (margin)	-	8(4.6)	8(3.6)	7(5.0)	6(5.6)	8(3.5)	7(3.6)		6.50
		Sectional time (s)	15.09	11.31	11.70	12.32	12.81	12.76	12.80		
		Cumulative time (s)	88.80	73.71	62.39	50.69	38.37	25.57	12.80	1:28.79	
		Speed (m/s)	13.26	17.68	17.09	16.23	15.61	15.67	15.62	15.77	
		Stride length (m)	5.42	7.21	7.16	6.92	6.45	6.58	6.87	6.60	
		Stride duration (s)	0.404	0.408	0.419	0.426	0.413	0.420	0.440	0.419	
		Stride efficiency (%)	45.85	81.21	80.12	74.83	65.04	67.58	73.73	68.13	
		Stride count	36.92	27.74	27.93	28.90	31.00	30.41	29.12	212.02	

10 m Stride length



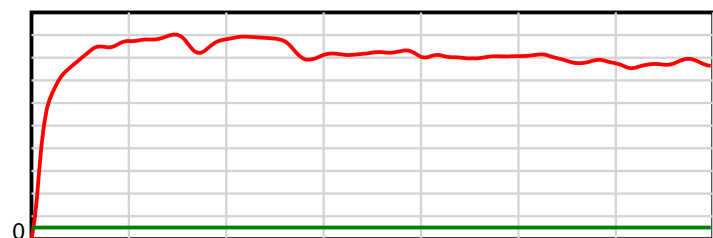
1400 m Finish

0.6 s Stride duration



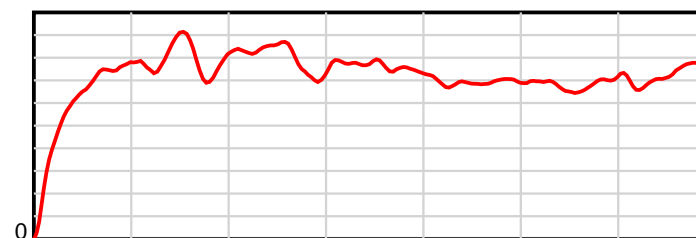
1400 m Finish

20 m/sec Speed



1400 m Finish

100 % Stride efficiency



1400 m Finish

Note: Horizontal distance axis grid lines are 200m furlongs.

Disclaimer.

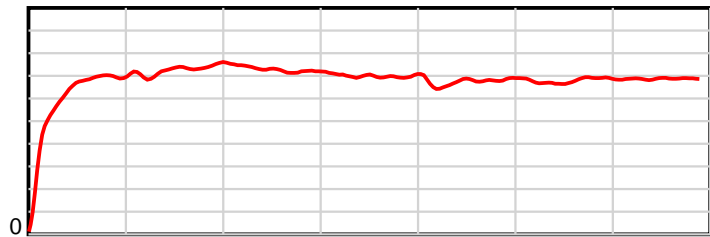
Tasracing Pty Ltd and Thoroughbred Ratings Pty Ltd accepts no responsibility for the completeness or accuracy of any of the information contained herein, and makes no representations about its suitability for any particular purpose. Users should make their own judgements about those matters and/or seek independent advice. You assume all risks associated with use of the data provided on this page.

Race Results

December 21, 2013, Race 7, BM78, Distance 1400m, Elwick Course Proper - Offset 0m

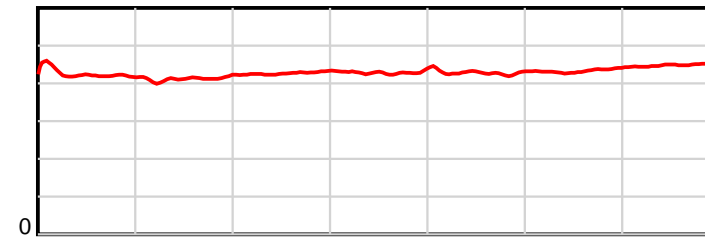
Result	TAB no.	Horse (Barrier)	1400 to	1200m to	1000m to	800m to	600m to	400m to	200m to	Total or	Margin
9th	2	Makes Cents (6)	1200m	1000m	800m	600m	400m	200m	WP	Average	
		Position in running (margin)	-	12(7.8)	11(6.2)	10(7.5)	10(8.2)	11(5.7)	9(3.9)		7.80
		Sectional time (s)	15.74	11.19	11.68	12.34	12.75	12.44	12.90		
		Cumulative time (s)	89.05	73.31	62.11	50.43	38.09	25.34	12.90	1:29.04	
		Speed (m/s)	12.71	17.87	17.12	16.21	15.69	16.08	15.50	15.72	
		Stride length (m)	5.52	7.36	7.31	6.95	6.70	6.97	6.96	6.77	
		Stride duration (s)	0.425	0.412	0.427	0.429	0.427	0.433	0.449	0.431	
		Stride efficiency (%)	47.66	84.67	83.61	75.49	70.24	75.83	75.73	71.63	
		Stride count	36.22	27.17	27.34	28.78	29.83	28.71	28.73	206.78	

10 m Stride length



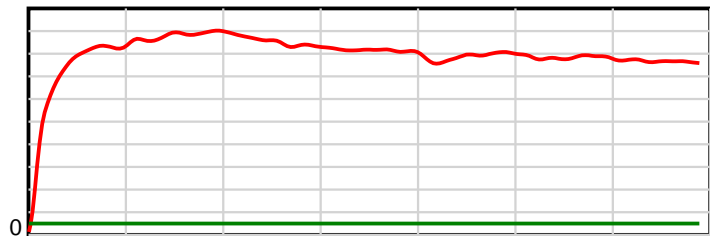
1400 m Finish

0.6 s Stride duration



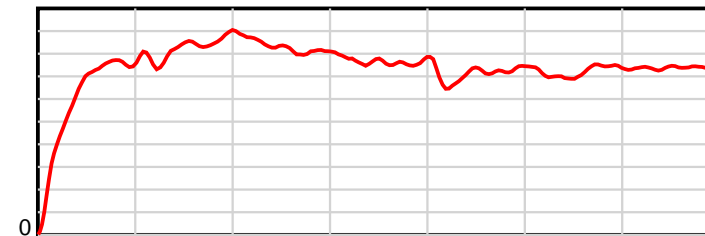
1400 m Finish

20 m/sec Speed



1400 m Finish

100 % Stride efficiency



1400 m Finish

Note: Horizontal distance axis grid lines are 200m furlongs.

Disclaimer.

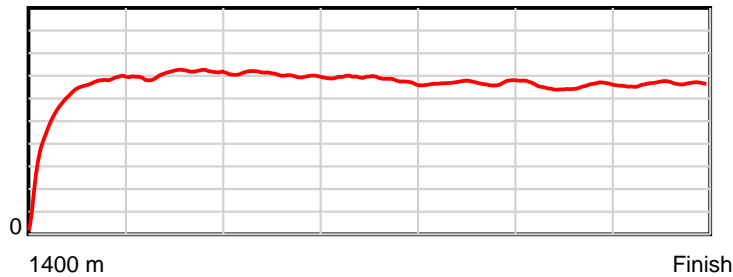
Tasracing Pty Ltd and Thoroughbred Ratings Pty Ltd accepts no responsibility for the completeness or accuracy of any of the information contained herein, and makes no representations about its suitability for any particular purpose. Users should make their own judgements about those matters and/or seek independent advice. You assume all risks associated with use of the data provided on this page.

Race Results

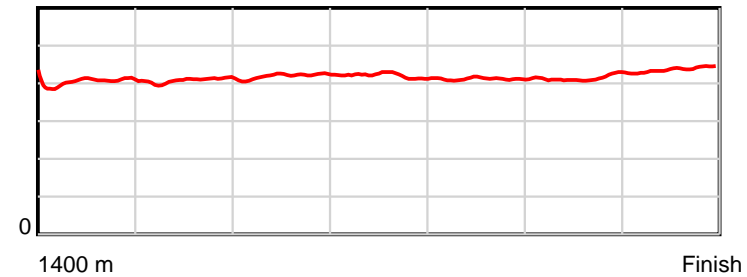
December 21, 2013, Race 7, BM78, Distance 1400m, Elwick Course Proper - Offset 0m

Result	TAB no.	Horse (Barrier)	1400 to	1200m to	1000m to	800m to	600m to	400m to	200m to	Total or	Margin
10th	6	Huon Knight (7)	1200m	1000m	800m	600m	400m	200m	WP	Average	
		Position in running (margin)	-	11(7.7)	12(6.2)	11(8.1)	11(8.7)	10(5.7)	11(4.7)		8.80
		Sectional time (s)	15.58	11.23	11.78	12.32	12.66	12.58	13.09		
		Cumulative time (s)	89.24	73.66	62.43	50.65	38.33	25.67	13.09	1:29.23	
		Speed (m/s)	12.83	17.81	16.98	16.23	15.80	15.90	15.28	15.69	
		Stride length (m)	5.26	7.28	7.11	6.82	6.50	6.58	6.68	6.54	
		Stride duration (s)	0.405	0.409	0.419	0.420	0.411	0.414	0.437	0.417	
		Stride efficiency (%)	43.16	82.79	79.01	72.59	65.95	67.70	69.78	66.81	
		Stride count	38.05	27.48	28.13	29.35	30.79	30.38	29.93	214.11	

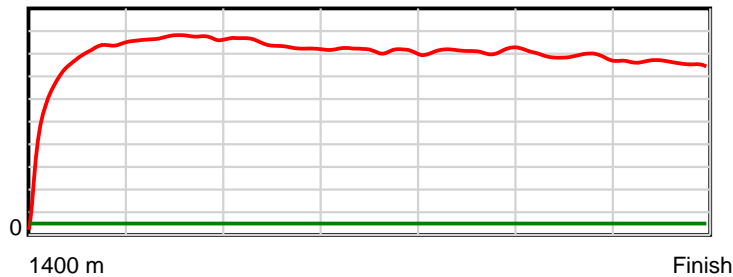
10 m Stride length



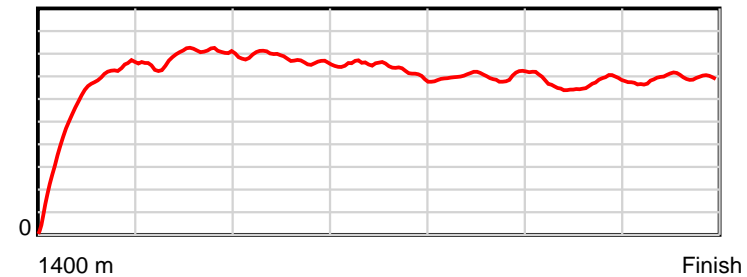
0.6 s Stride duration



20 m/sec Speed



100 % Stride efficiency



Note: Horizontal distance axis grid lines are 200m furlongs.

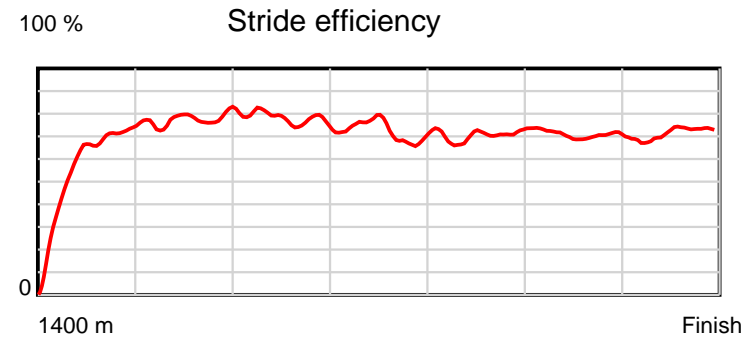
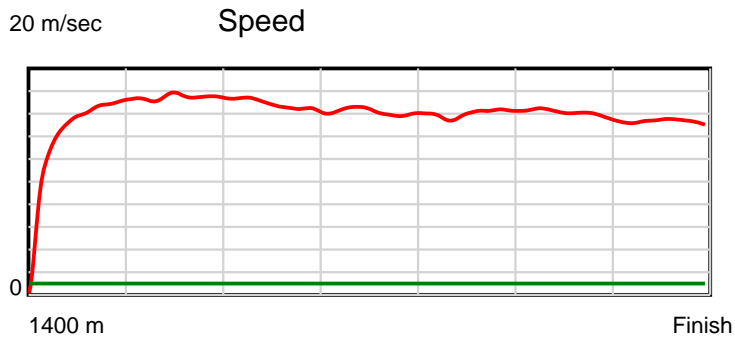
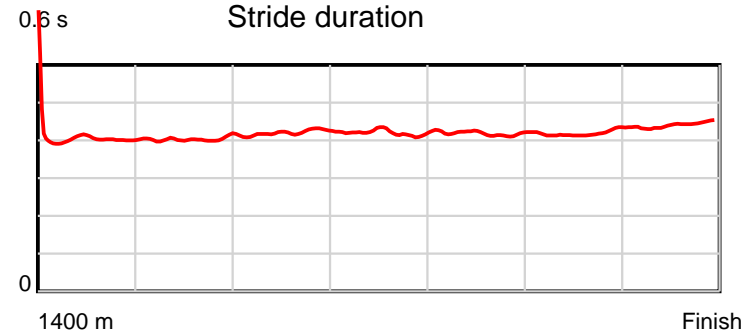
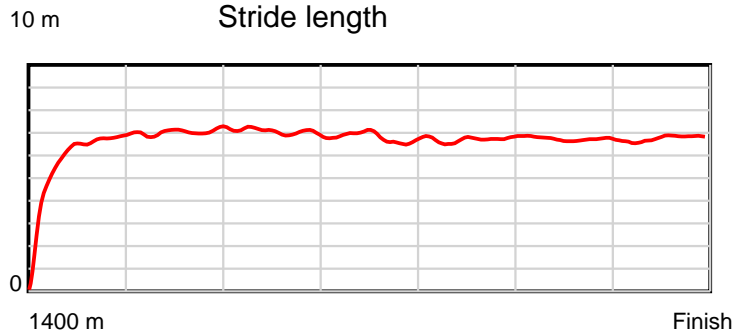
Disclaimer.

Tasracing Pty Ltd and Thoroughbred Ratings Pty Ltd accepts no responsibility for the completeness or accuracy of any of the information contained herein, and makes no representations about its suitability for any particular purpose. Users should make their own judgements about those matters and/or seek independent advice. You assume all risks associated with use of the data provided on this page.

Race Results

December 21, 2013, Race 7, BM78, Distance 1400m, Elwick Course Proper - Offset 0m

Result	TAB no.	Horse (Barrier)	1400 to	1200m to	1000m to	800m to	600m to	400m to	200m to	Total or	Margin
11th	14	Selingkuh (5)	1200m	1000m	800m	600m	400m	200m	WP	Average	
		Position in running (margin)	-	10(5.9)	10(5.1)	12(8.1)	12(9.8)	12(6.9)	10(4.4)		9.00
		Sectional time (s)	15.48	11.35	11.97	12.51	12.67	12.33	12.98		
		Cumulative time (s)	89.28	73.80	62.45	50.49	37.98	25.31	12.98	1:29.28	
		Speed (m/s)	12.92	17.62	16.71	15.99	15.79	16.22	15.41	15.68	
		Stride length (m)	5.63	7.11	7.01	6.71	6.61	6.80	6.80	6.63	
		Stride duration (s)	0.423	0.403	0.419	0.420	0.418	0.419	0.442	0.423	
		Stride efficiency (%)	49.59	78.97	76.79	70.39	68.19	72.29	72.29	68.76	
		Stride count	35.50	28.13	28.53	29.80	30.28	29.40	29.41	211.05	



Note: Horizontal distance axis grid lines are 200m furlongs.

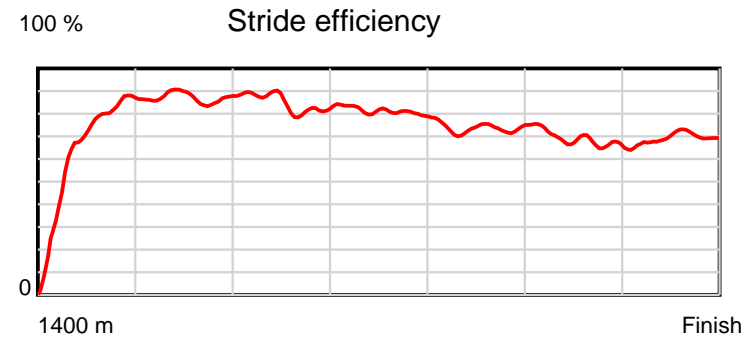
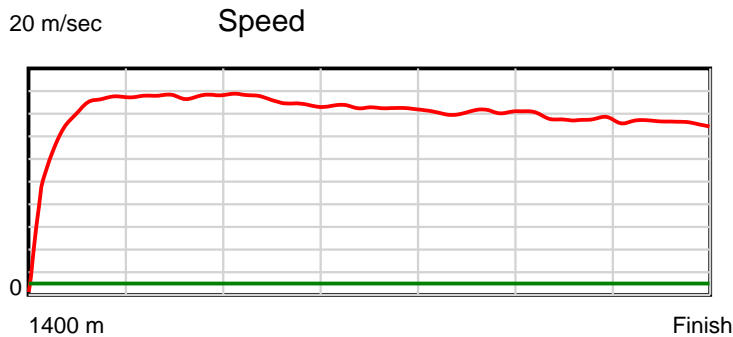
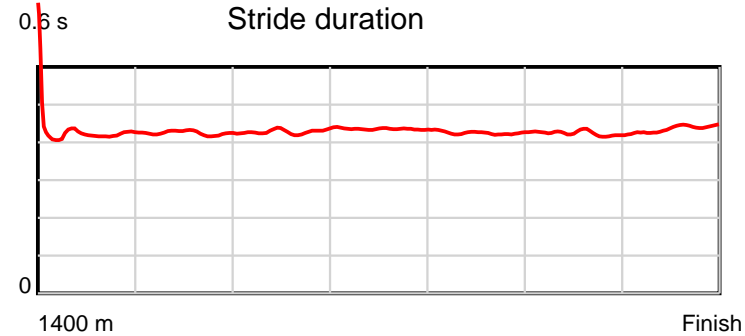
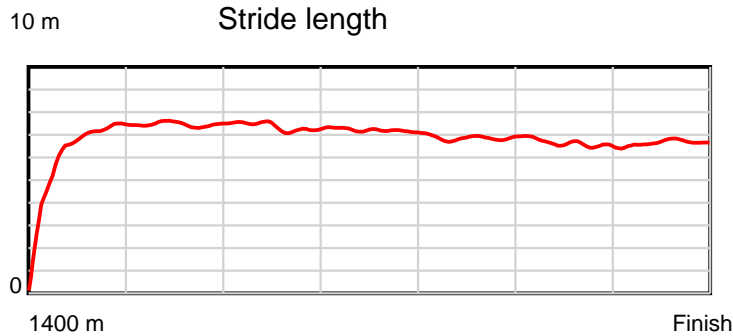
Disclaimer.

Tasracing Pty Ltd and Thoroughbred Ratings Pty Ltd accepts no responsibility for the completeness or accuracy of any of the information contained herein, and makes no representations about its suitability for any particular purpose. Users should make their own judgements about those matters and/or seek independent advice. You assume all risks associated with use of the data provided on this page.

Race Results

December 21, 2013, Race 7, BM78, Distance 1400m, Elwick Course Proper - Offset 0m

Result	TAB no.	Horse (Barrier)	1400 to	1200m to	1000m to	800m to	600m to	400m to	200m to	Total or	Margin
12th	13	Dalkeith Dance... (10)	1200m	1000m	800m	600m	400m	200m	WP	Average	
		Position in running (margin)	-	7(4.2)	7(3.1)	6(4.5)	7(6.0)	9(3.8)	12(4.7)		10.00
		Sectional time (s)	15.31	11.30	11.69	12.47	12.80	12.91	13.01		
		Cumulative time (s)	89.48	74.17	62.87	51.18	38.71	25.91	13.01	1:29.48	
		Speed (m/s)	13.07	17.70	17.11	16.04	15.62	15.49	15.37	15.65	
		Stride length (m)	5.89	7.52	7.32	6.98	6.64	6.56	6.73	6.77	
		Stride duration (s)	0.436	0.425	0.428	0.435	0.425	0.423	0.438	0.433	
		Stride efficiency (%)	54.12	88.34	83.75	76.17	68.97	67.24	70.75	71.58	
		Stride count	33.98	26.60	27.32	28.65	30.10	30.49	29.72	206.86	



Note: Horizontal distance axis grid lines are 200m furlongs.

Disclaimer.

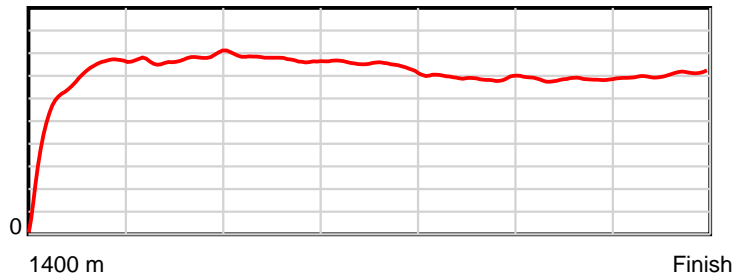
Tasracing Pty Ltd and Thoroughbred Ratings Pty Ltd accepts no responsibility for the completeness or accuracy of any of the information contained herein, and makes no representations about its suitability for any particular purpose. Users should make their own judgements about those matters and/or seek independent advice. You assume all risks associated with use of the data provided on this page.

Race Results

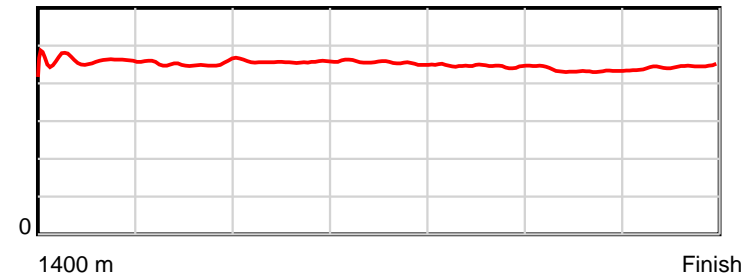
December 21, 2013, Race 7, BM78, Distance 1400m, Elwick Course Proper - Offset 0m

Result	TAB no.	Horse (Barrier)	1400 to	1200m to	1000m to	800m to	600m to	400m to	200m to	Total or	Margin
13th	12	Another Lad AI (11)	1200m	1000m	800m	600m	400m	200m	WP	Average	
		Position in running (margin)	-	13(8.5)	13(8.5)	13(10.8)	13(11.1)	13(9.8)	13(8.5)		11.80
		Sectional time (s)	16.09	11.48	11.85	12.28	12.94	12.53	12.66		
		Cumulative time (s)	89.83	73.74	62.26	50.41	38.13	25.19	12.66	1:29.83	
		Speed (m/s)	12.43	17.42	16.88	16.29	15.46	15.96	15.80	15.58	
		Stride length (m)	5.91	7.88	7.69	7.41	6.90	6.93	7.03	7.05	
		Stride duration (s)	0.456	0.453	0.456	0.455	0.446	0.434	0.445	0.453	
		Stride efficiency (%)	54.62	97.12	92.47	85.81	74.31	75.00	77.29	77.73	
		Stride count	33.83	25.37	26.00	26.99	29.00	28.87	28.44	198.50	

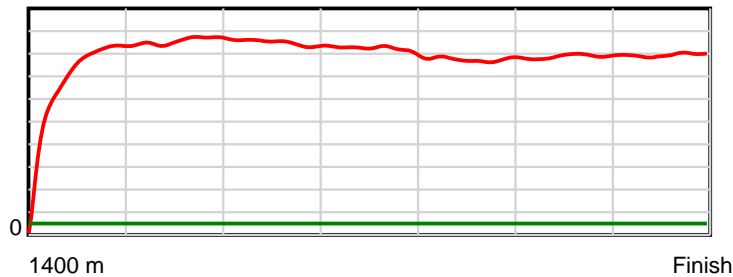
10 m Stride length



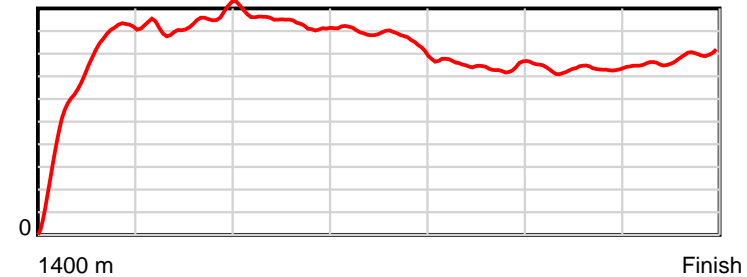
0.6 s Stride duration



20 m/sec Speed



100 % Stride efficiency



Note: Horizontal distance axis grid lines are 200m furlongs.

Disclaimer.

Tasracing Pty Ltd and Thoroughbred Ratings Pty Ltd accepts no responsibility for the completeness or accuracy of any of the information contained herein, and makes no representations about its suitability for any particular purpose. Users should make their own judgements about those matters and/or seek independent advice. You assume all risks associated with use of the data provided on this page.