



## Race Results

Devonport Racing Club, Devonport Synthetic, December 26, 2013

Compilation date: December 27, 2013, 10:21:16 AM (EST)

Copyright © 2013 Tasracing Pty Ltd. All rights reserved.

### Trademarks.

StrideMASTER is a registered trademark of Thoroughbred Ratings Pty Ltd.

### Disclaimer.

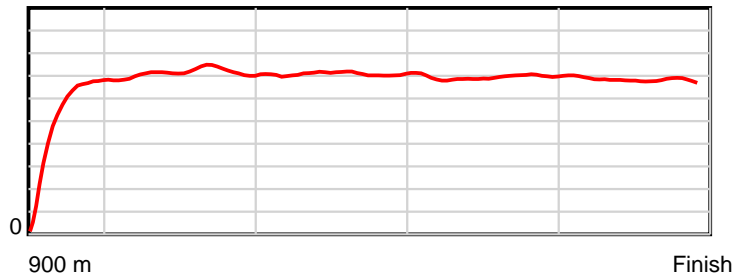
Tasracing Pty Ltd and Thoroughbred Ratings Pty Ltd accepts no responsibility for the completeness or accuracy of any of the information contained herein, and makes no representations about its suitability for any particular purpose. Users should make their own judgements about those matters and/or seek independent advice. You assume all risks associated with use of the data provided on this page.

# Race Results

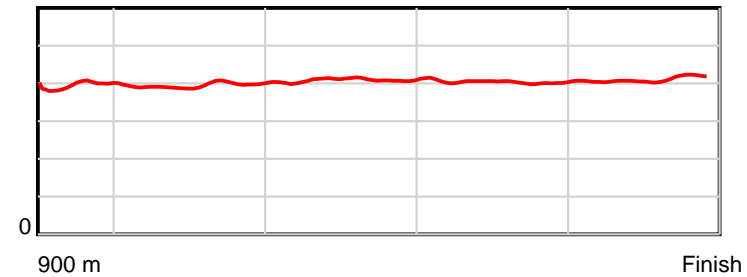
December 26, 2013, Race 2, MDN-SW, Distance 900m, Spreyton - Offset 0m

Result	TAB no.	Horse (Barrier)	900 to	800m to	600m to	400m to	200m to	Total or	Margin
1st	5	<b>Maglia Rosa (2)</b>	<b>800m</b>	<b>600m</b>	<b>400m</b>	<b>200m</b>	<b>WP</b>	<b>Average</b>	
		Position in running (margin)	-	3(2.4)	1(0.0)	2(0.7)	1(0.0)		0.00
		Sectional time (s)	8.42	10.69	11.35	11.75	11.87		
		Cumulative time (s)	54.08	45.66	34.97	23.62	11.87	0:54.08	
		Speed (m/s)	11.88	18.71	17.62	17.02	16.85	16.64	
		Stride length (m)	4.59	7.36	7.19	6.87	6.90	6.67	
		Stride duration (s)	0.397	0.393	0.408	0.404	0.410	0.401	
		Stride efficiency (%)	32.99	84.55	80.69	73.79	74.47	69.60	
		Stride count	21.76	27.19	27.83	29.11	28.97	134.86	

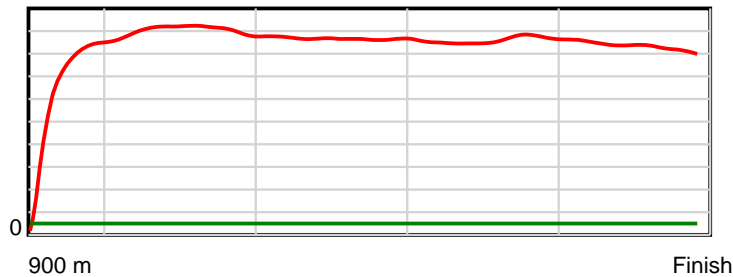
10 m Stride length



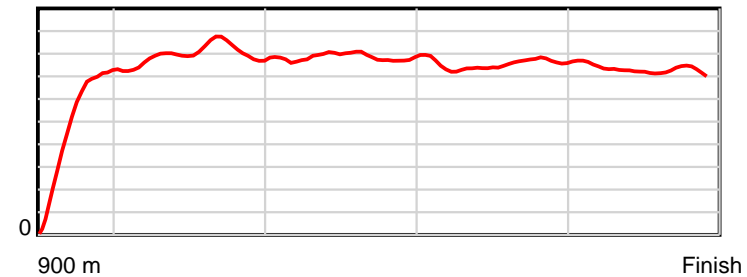
0.6 s Stride duration



20 m/sec Speed



100 % Stride efficiency



Note: Horizontal distance axis grid lines are 200m furlongs.

## Disclaimer.

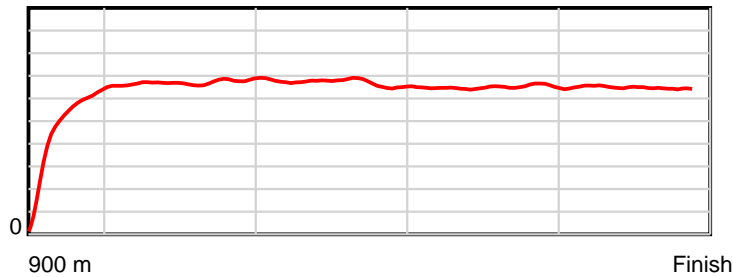
Tasracing Pty Ltd and Thoroughbred Ratings Pty Ltd accepts no responsibility for the completeness or accuracy of any of the information contained herein, and makes no representations about its suitability for any particular purpose. Users should make their own judgements about those matters and/or seek independent advice. You assume all risks associated with use of the data provided on this page.

# Race Results

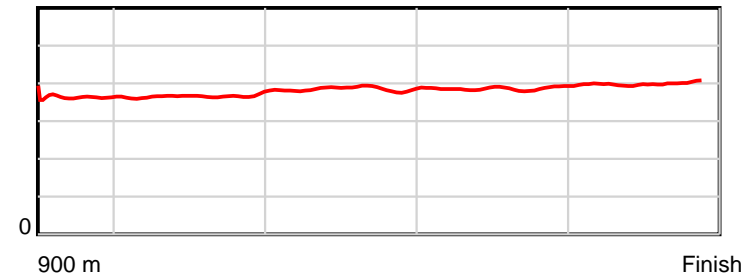
December 26, 2013, Race 2, MDN-SW, Distance 900m, Spreyton - Offset 0m

Result	TAB no.	Horse (Barrier)	900 to	800m to	600m to	400m to	200m to	Total or	Margin
2nd	7	Kenbiki (6)	800m	600m	400m	200m	WP	Average	
		Position in running (margin)	-	4(3.0)	2(0.0)	1(0.0)	2(0.4)		4.00
		Sectional time (s)	8.71	10.60	11.22	11.94	12.34		
		Cumulative time (s)	54.81	46.10	35.51	24.28	12.34	0:54.81	
		Speed (m/s)	11.48	18.87	17.83	16.75	16.21	16.42	
		Stride length (m)	4.42	6.88	6.84	6.47	6.46	6.30	
		Stride duration (s)	0.389	0.365	0.384	0.386	0.398	0.384	
		Stride efficiency (%)	30.52	74.00	73.14	65.32	65.11	62.05	
		Stride count	22.63	29.06	29.23	30.93	30.98	142.83	

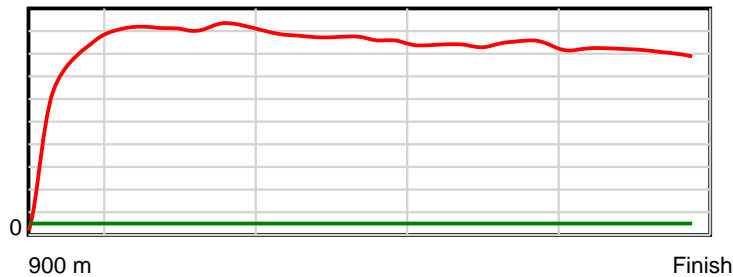
10 m Stride length



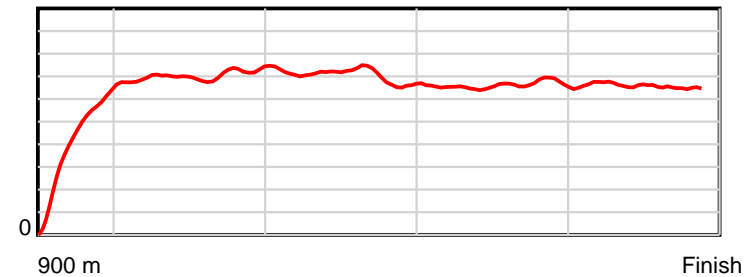
0.6 s Stride duration



20 m/sec Speed



100 % Stride efficiency



Note: Horizontal distance axis grid lines are 200m furlongs.

**Disclaimer.**

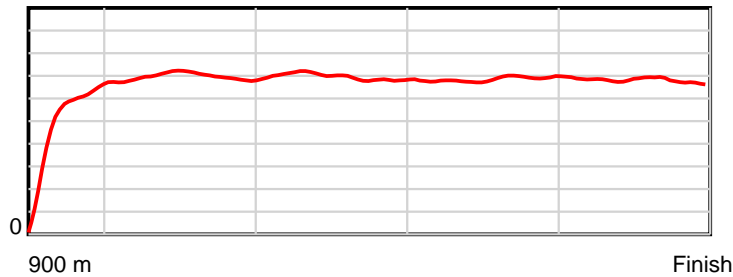
Tasracing Pty Ltd and Thoroughbred Ratings Pty Ltd accepts no responsibility for the completeness or accuracy of any of the information contained herein, and makes no representations about its suitability for any particular purpose. Users should make their own judgements about those matters and/or seek independent advice. You assume all risks associated with use of the data provided on this page.

# Race Results

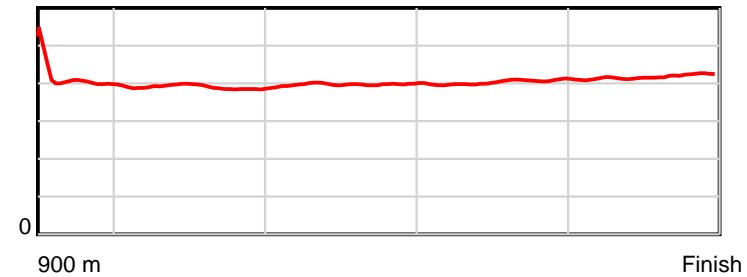
December 26, 2013, Race 2, MDN-SW, Distance 900m, Spreyton - Offset 0m

Result	TAB no.	Horse (Barrier)	900 to	800m to	600m to	400m to	200m to	Total or	Margin
3rd	6	<b>Yackety Sax (7)</b>	<b>800m</b>	<b>600m</b>	<b>400m</b>	<b>200m</b>	<b>WP</b>	<b>Average</b>	
		Position in running (margin)	-	1(0.0)	4(0.6)	4(2.1)	3(1.6)		4.30
		Sectional time (s)	8.21	11.19	11.48	11.79	12.20		
		Cumulative time (s)	54.87	46.66	35.47	23.99	12.20	0:54.87	
		Speed (m/s)	12.19	17.87	17.42	16.96	16.39	16.40	
		Stride length (m)	5.10	6.96	6.93	6.83	6.84	6.63	
		Stride duration (s)	0.421	0.389	0.398	0.403	0.418	0.404	
		Stride efficiency (%)	40.59	75.70	74.98	72.87	73.17	68.69	
		Stride count	19.62	28.74	28.87	29.29	29.23	135.75	

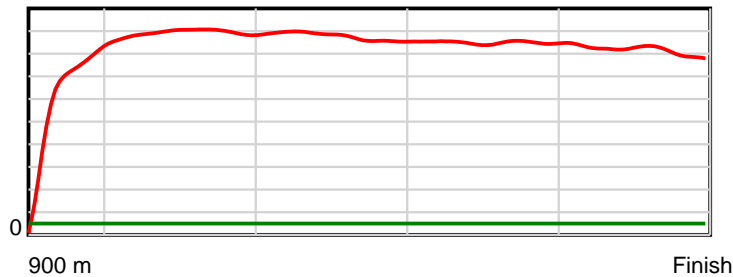
10 m Stride length



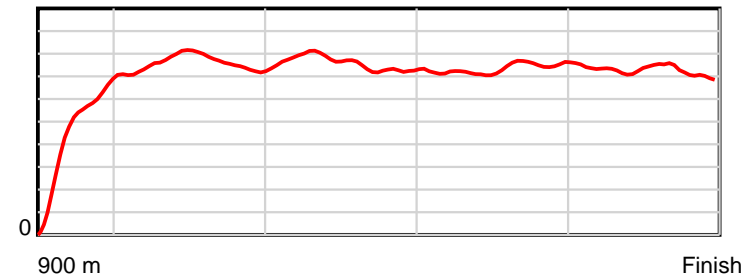
0.6 s Stride duration



20 m/sec Speed



100 % Stride efficiency



Note: Horizontal distance axis grid lines are 200m furlongs.

**Disclaimer.**

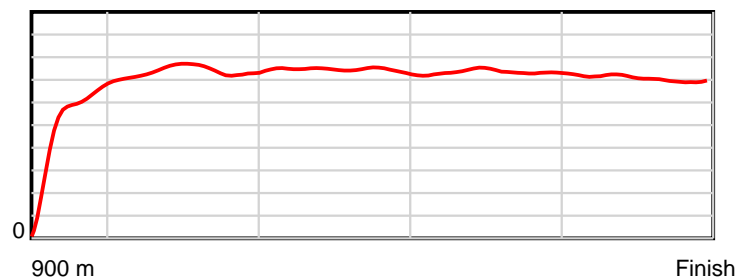
Tasracing Pty Ltd and Thoroughbred Ratings Pty Ltd accepts no responsibility for the completeness or accuracy of any of the information contained herein, and makes no representations about its suitability for any particular purpose. Users should make their own judgements about those matters and/or seek independent advice. You assume all risks associated with use of the data provided on this page.

# Race Results

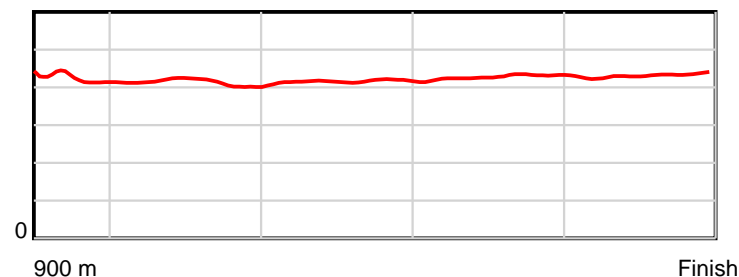
December 26, 2013, Race 2, MDN-SW, Distance 900m, Spreyton - Offset 0m

Result	TAB no.	Horse (Barrier)	900 to	800m to	600m to	400m to	200m to	Total or	Margin
4th	1	<b>Poucher (5)</b>	<b>800m</b>	<b>600m</b>	<b>400m</b>	<b>200m</b>	<b>WP</b>	<b>Average</b>	
		Position in running (margin)	-	5(3.6)	6(3.5)	6(3.7)	5(2.8)		7.00
		Sectional time (s)	9.11	11.07	11.27	11.73	12.20		
		Cumulative time (s)	55.37	46.26	35.19	23.93	12.20	0:55.37	
		Speed (m/s)	10.97	18.07	17.75	17.05	16.39	16.25	
		Stride length (m)	4.69	7.45	7.39	7.30	7.09	6.88	
		Stride duration (s)	0.412	0.412	0.416	0.428	0.433	0.423	
		Stride efficiency (%)	34.33	86.74	85.33	83.34	78.55	73.94	
		Stride count	21.33	26.84	27.07	27.39	28.21	130.84	

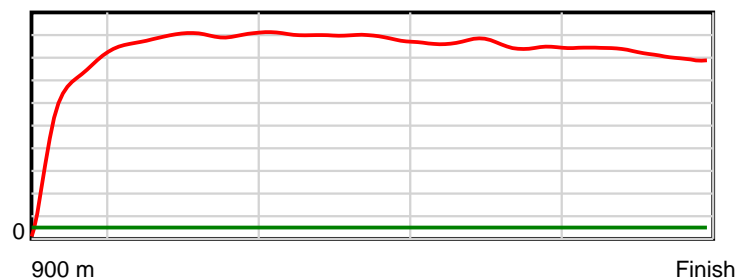
10 m Stride length



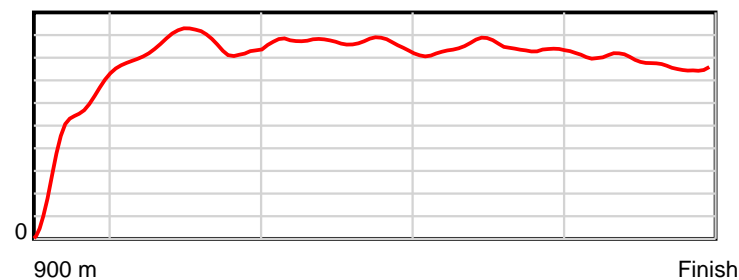
0.6 s Stride duration



20 m/sec Speed



100 % Stride efficiency



Note: Horizontal distance axis grid lines are 200m furlongs.

## Disclaimer.

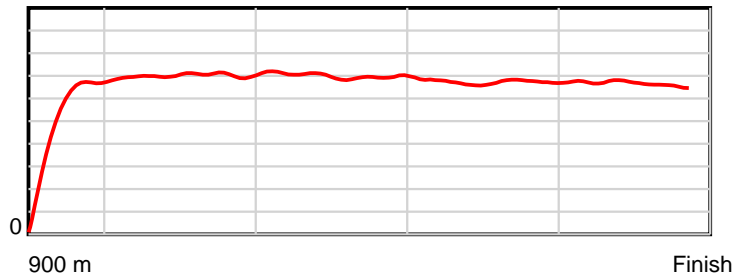
Tasracing Pty Ltd and Thoroughbred Ratings Pty Ltd accepts no responsibility for the completeness or accuracy of any of the information contained herein, and makes no representations about its suitability for any particular purpose. Users should make their own judgements about those matters and/or seek independent advice. You assume all risks associated with use of the data provided on this page.

# Race Results

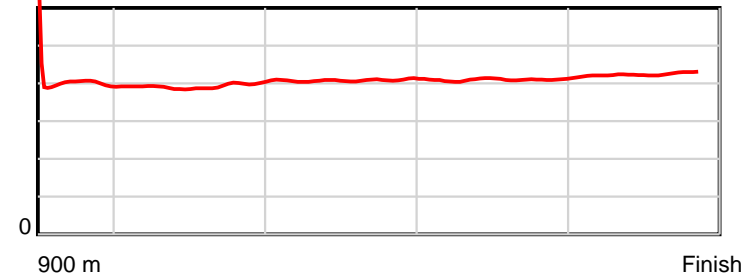
December 26, 2013, Race 2, MDN-SW, Distance 900m, Spreyton - Offset 0m

Result	TAB no.	Horse (Barrier)	900 to	800m to	600m to	400m to	200m to	Total or	Margin
5th	4	<b>Delta Doll (1)</b>	<b>800m</b>	<b>600m</b>	<b>400m</b>	<b>200m</b>	<b>WP</b>	<b>Average</b>	
		Position in running (margin)	-	2(1.2)	3(0.6)	3(0.8)	4(2.1)		7.50
		Sectional time (s)	8.37	10.98	11.26	12.10	12.76		
		Cumulative time (s)	55.47	47.10	36.12	24.86	12.76	0:55.47	
		Speed (m/s)	11.95	18.21	17.76	16.53	15.67	16.23	
		Stride length (m)	5.08	7.15	7.25	6.76	6.64	6.67	
		Stride duration (s)	0.430	0.393	0.408	0.409	0.424	0.411	
		Stride efficiency (%)	40.40	79.85	82.08	71.41	69.00	69.51	
		Stride count	19.67	27.98	27.60	29.59	30.10	134.94	

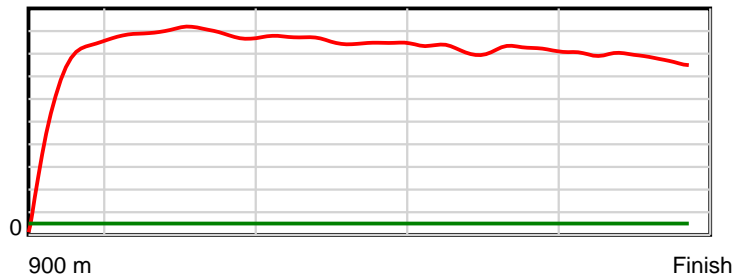
10 m Stride length



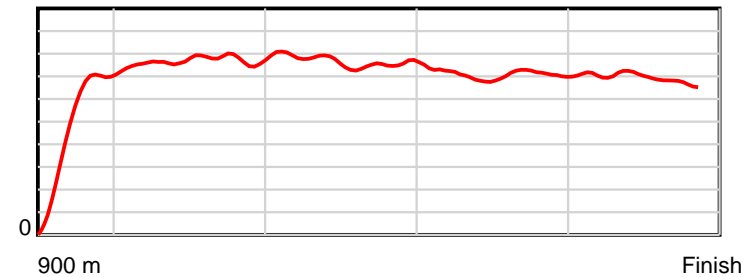
0.6 s Stride duration



20 m/sec Speed



100 % Stride efficiency



Note: Horizontal distance axis grid lines are 200m furlongs.

**Disclaimer.**

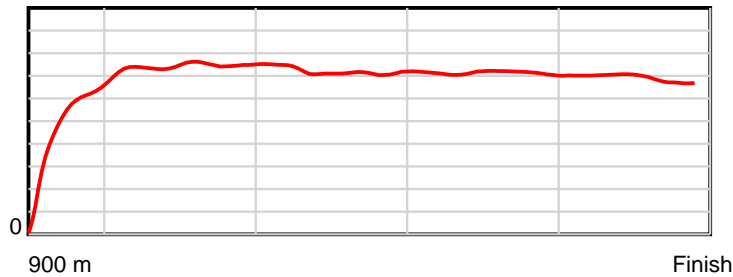
Tasracing Pty Ltd and Thoroughbred Ratings Pty Ltd accepts no responsibility for the completeness or accuracy of any of the information contained herein, and makes no representations about its suitability for any particular purpose. Users should make their own judgements about those matters and/or seek independent advice. You assume all risks associated with use of the data provided on this page.

# Race Results

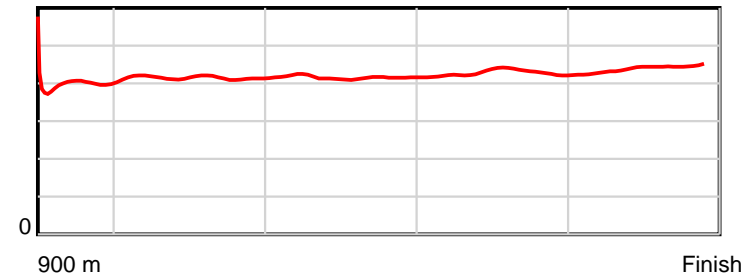
December 26, 2013, Race 2, MDN-SW, Distance 900m, Spreyton - Offset 0m

Result	TAB no.	Horse (Barrier)	900 to	800m to	600m to	400m to	200m to	Total or	Margin
6th	2	Trelew (3)	800m	600m	400m	200m	WP	Average	
		Position in running (margin)	-	6(4.8)	5(2.4)	5(2.9)	6(3.2)		9.70
		Sectional time (s)	9.23	10.69	11.30	11.92	12.74		
		Cumulative time (s)	55.89	46.66	35.96	24.67	12.74	0:55.89	
		Speed (m/s)	10.84	18.71	17.70	16.78	15.70	16.10	
		Stride length (m)	4.40	7.76	7.36	7.16	6.90	6.79	
		Stride duration (s)	0.403	0.415	0.416	0.427	0.439	0.421	
		Stride efficiency (%)	30.20	94.18	84.66	80.06	74.33	71.97	
		Stride count	22.75	25.76	27.17	27.94	29.00	132.62	

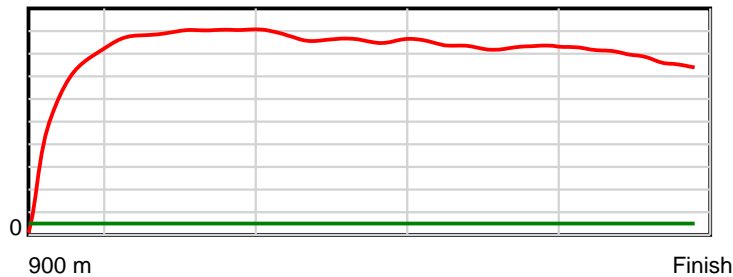
10 m Stride length



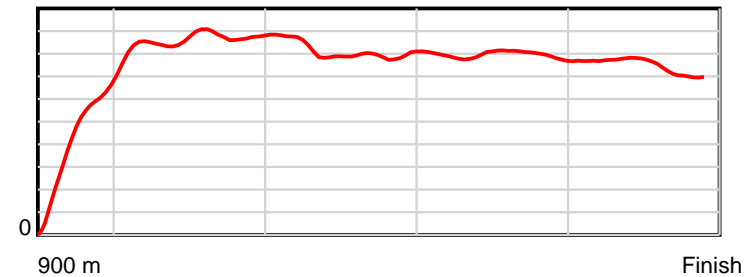
0.6 s Stride duration



20 m/sec Speed



100 % Stride efficiency



Note: Horizontal distance axis grid lines are 200m furlongs.

**Disclaimer.**

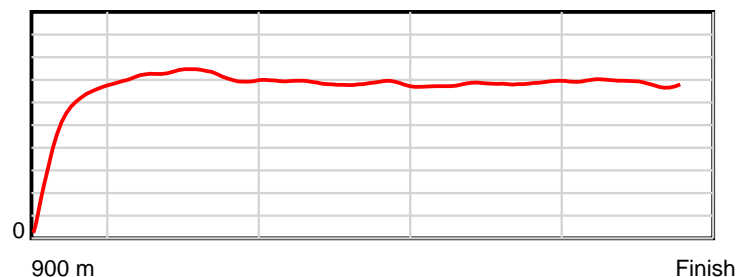
Tasracing Pty Ltd and Thoroughbred Ratings Pty Ltd accepts no responsibility for the completeness or accuracy of any of the information contained herein, and makes no representations about its suitability for any particular purpose. Users should make their own judgements about those matters and/or seek independent advice. You assume all risks associated with use of the data provided on this page.

# Race Results

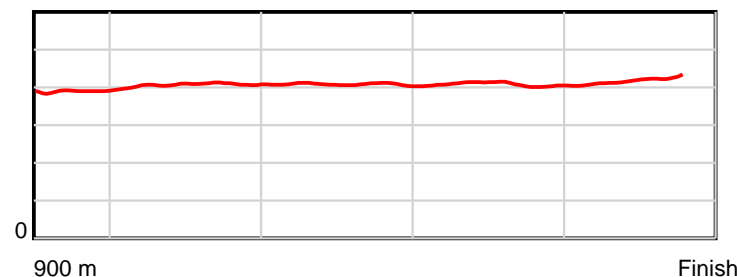
December 26, 2013, Race 2, MDN-SW, Distance 900m, Spreyton - Offset 0m

Result	TAB no.	Horse (Barrier)	900 to	800m to	600m to	400m to	200m to	Total or	Margin
7th	3	Cheerful Gee G... (4)	800m	600m	400m	200m	WP	Average	
		Position in running (margin)	-	7(12.7)	7(9.4)	7(9.4)	7(9.4)		12.90
		Sectional time (s)	10.71	10.55	11.21	11.89	12.15		
		Cumulative time (s)	56.51	45.80	35.25	24.04	12.15	0:56.51	
		Speed (m/s)	9.34	18.96	17.84	16.82	16.46	15.93	
		Stride length (m)	3.86	7.69	7.30	6.85	6.87	6.54	
		Stride duration (s)	0.405	0.406	0.409	0.407	0.418	0.411	
		Stride efficiency (%)	23.31	92.42	83.31	73.43	73.76	66.87	
		Stride count	25.89	26.01	27.39	29.18	29.11	137.58	

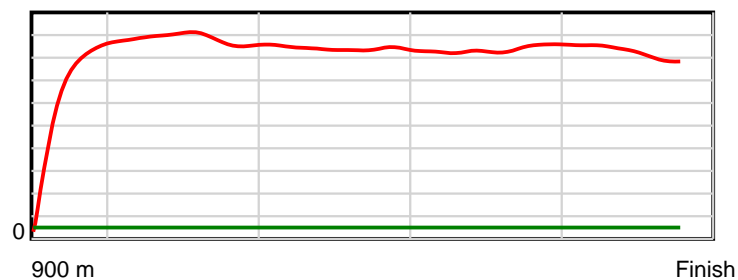
10 m Stride length



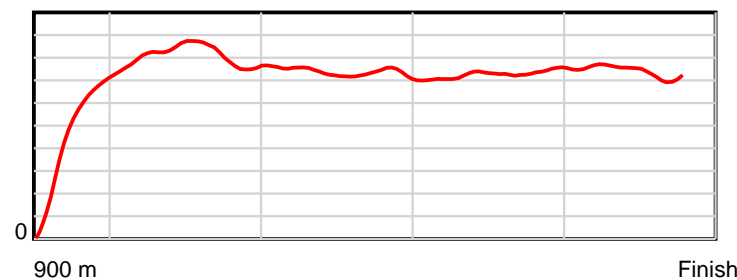
0.6 s Stride duration



20 m/sec Speed



100 % Stride efficiency



Note: Horizontal distance axis grid lines are 200m furlongs.

## Disclaimer.

Tasracing Pty Ltd and Thoroughbred Ratings Pty Ltd accepts no responsibility for the completeness or accuracy of any of the information contained herein, and makes no representations about its suitability for any particular purpose. Users should make their own judgements about those matters and/or seek independent advice. You assume all risks associated with use of the data provided on this page.