



## Race Results

Devonport Racing Club, Devonport Synthetic, December 26, 2013

Compilation date: December 27, 2013, 10:23:12 AM (EST)

Copyright © 2013 Tasracing Pty Ltd. All rights reserved.

### Trademarks.

StrideMASTER is a registered trademark of Thoroughbred Ratings Pty Ltd.

### Disclaimer.

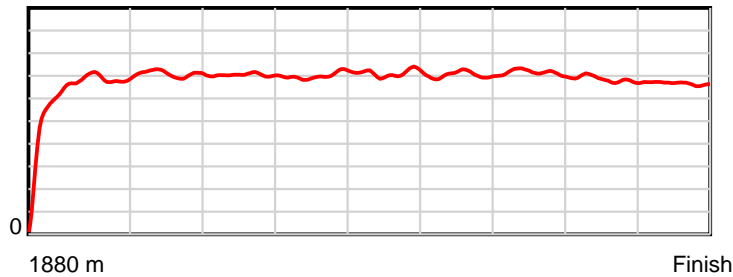
Tasracing Pty Ltd and Thoroughbred Ratings Pty Ltd accepts no responsibility for the completeness or accuracy of any of the information contained herein, and makes no representations about its suitability for any particular purpose. Users should make their own judgements about those matters and/or seek independent advice. You assume all risks associated with use of the data provided on this page.

# Race Results

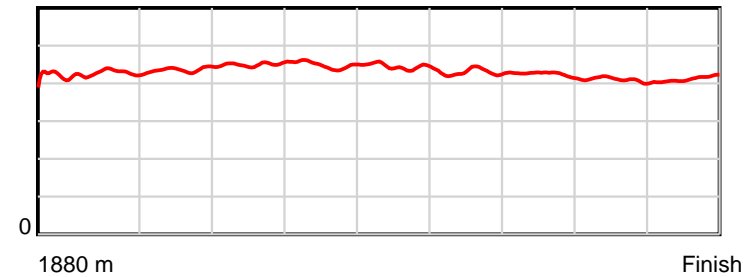
December 26, 2013, Race 4, BM62, Distance 1880m, Spreyton - Offset 0m

Result	TAB no.	Horse (Barrier)	1880 to	1800m to	1600m to	1400m to	1200m to	1000m to	800m to	600m to	400m to	200m to	Total or	Margin
1st	3	Am I There Yet (13)	1800m	1600m	1400m	1200m	1000m	800m	600m	400m	200m	WP	Average	
		Position in running (margin)	-	6(2.7)	12(7.2)	13(9.6)	14(10.7)	12(9.8)	8(7.0)	7(5.5)	7(4.8)	4(2.9)		0.00
		Sectional time (s)	7.52	12.39	12.20	13.18	12.77	12.37	12.23	12.57	12.05	12.16		
		Cumulative time (s)	119.45	111.93	99.54	87.34	74.16	61.39	49.01	36.78	24.21	12.16	1:59.45	
		Speed (m/s)	10.64	16.14	16.39	15.17	15.66	16.17	16.35	15.91	16.60	16.45	15.74	
		Stride length (m)	4.61	6.89	7.14	6.82	7.03	7.20	7.02	6.75	6.80	6.78	6.79	
		Stride duration (s)	0.414	0.427	0.436	0.450	0.449	0.445	0.429	0.424	0.410	0.412	0.431	
		Stride efficiency (%)	33.27	74.28	79.71	72.69	77.19	80.91	77.03	71.23	72.25	71.79	72.00	
		Stride count	17.34	29.01	28.00	29.32	28.46	27.80	28.49	29.62	29.41	29.51	276.96	

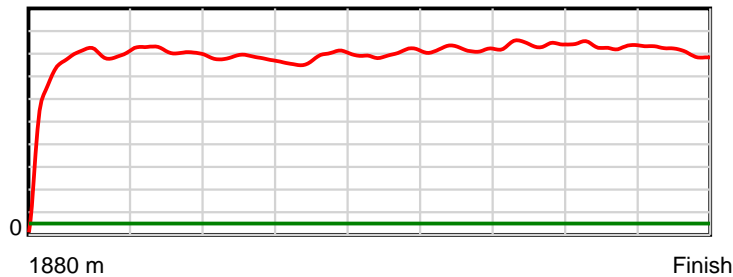
10 m Stride length



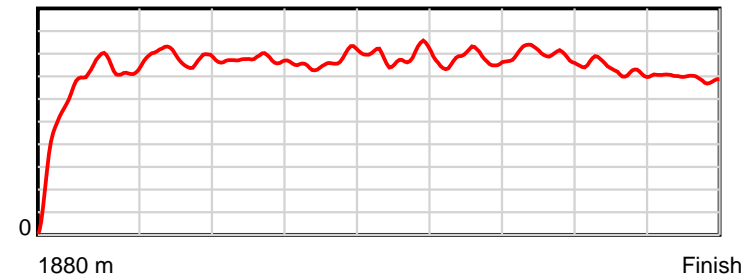
0.6 s Stride duration



20 m/sec Speed



100 % Stride efficiency



Note: Horizontal distance axis grid lines are 200m furlongs.

**Disclaimer.**

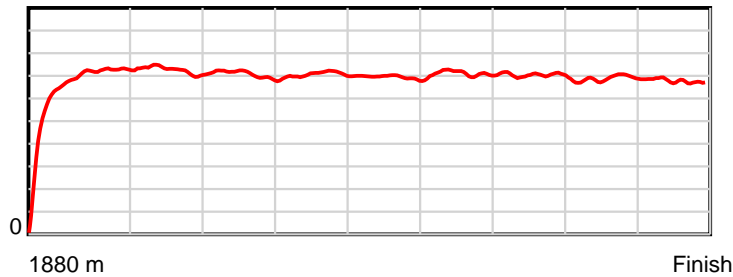
Tasracing Pty Ltd and Thoroughbred Ratings Pty Ltd accepts no responsibility for the completeness or accuracy of any of the information contained herein, and makes no representations about its suitability for any particular purpose. Users should make their own judgements about those matters and/or seek independent advice. You assume all risks associated with use of the data provided on this page.

# Race Results

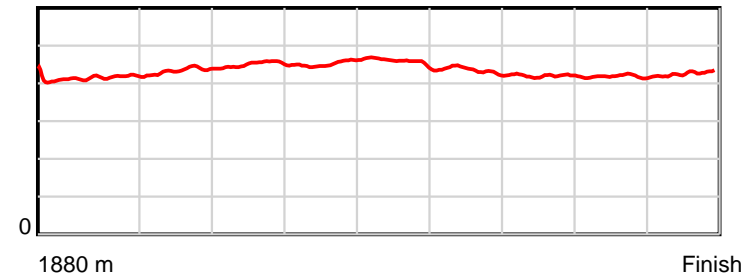
December 26, 2013, Race 4, BM62, Distance 1880m, Spreyton - Offset 0m

Result	TAB no.	Horse (Barrier)	1880 to	1800m to	1600m to	1400m to	1200m to	1000m to	800m to	600m to	400m to	200m to	Total or	Margin
2nd	7	<b>Len's Luck (10)</b>	<b>1800m</b>	<b>1600m</b>	<b>1400m</b>	<b>1200m</b>	<b>1000m</b>	<b>800m</b>	<b>600m</b>	<b>400m</b>	<b>200m</b>	<b>WP</b>	<b>Average</b>	
		Position in running (margin)	-	14(7.3)	9(4.8)	7(4.8)	6(4.8)	5(3.3)	6(4.5)	5(4.4)	5(2.1)	2(1.3)		1.00
		Sectional time (s)	8.43	11.23	11.79	12.99	12.67	13.04	12.48	12.31	12.24	12.48		
		Cumulative time (s)	119.64	111.21	99.99	88.19	75.20	62.53	49.50	37.02	24.71	12.48	1:59.64	
		Speed (m/s)	9.49	17.81	16.96	15.40	15.79	15.34	16.03	16.25	16.34	16.03	15.71	
		Stride length (m)	4.02	7.41	7.32	6.92	7.11	7.08	6.96	6.83	6.83	6.83	6.81	
		Stride duration (s)	0.401	0.416	0.431	0.450	0.450	0.461	0.434	0.420	0.418	0.426	0.433	
		Stride efficiency (%)	25.27	85.74	83.71	74.92	78.95	78.24	75.78	72.79	72.87	72.91	72.46	
		Stride count	19.89	27.00	27.33	28.88	28.14	28.26	28.72	29.30	29.29	29.28	276.09	

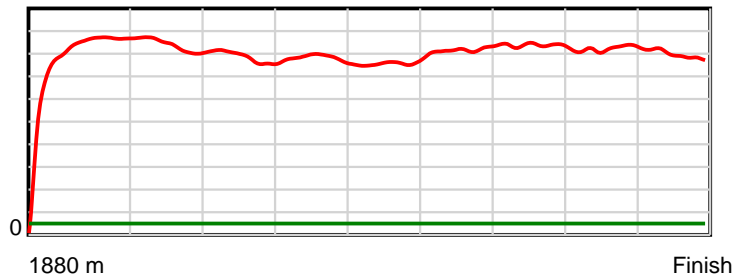
10 m Stride length



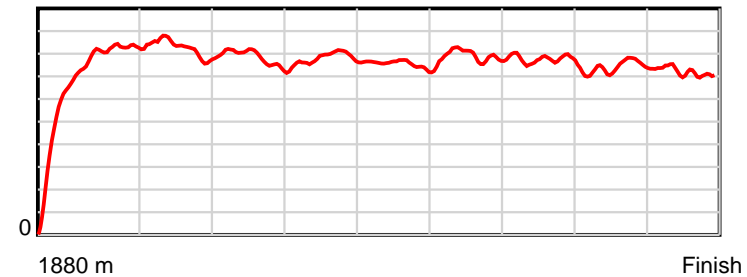
0.6 s Stride duration



20 m/sec Speed



100 % Stride efficiency



Note: Horizontal distance axis grid lines are 200m furlongs.

**Disclaimer.**

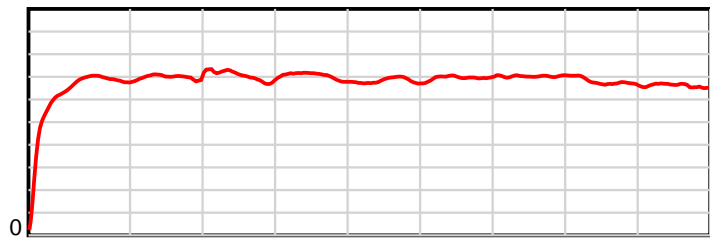
Tasracing Pty Ltd and Thoroughbred Ratings Pty Ltd accepts no responsibility for the completeness or accuracy of any of the information contained herein, and makes no representations about its suitability for any particular purpose. Users should make their own judgements about those matters and/or seek independent advice. You assume all risks associated with use of the data provided on this page.

# Race Results

December 26, 2013, Race 4, BM62, Distance 1880m, Spreyton - Offset 0m

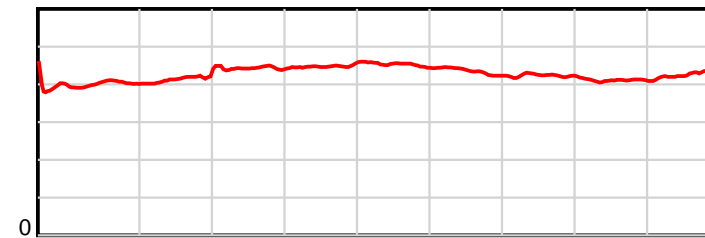
Result	TAB no.	Horse (Barrier)	1880 to	1800m to	1600m to	1400m to	1200m to	1000m to	800m to	600m to	400m to	200m to	Total or	Margin
3rd	8	Onthecountofth... (7)	1800m	1600m	1400m	1200m	1000m	800m	600m	400m	200m	WP	Average	
		Position in running (margin)	-	1(0.0)	1(0.0)	2(1.1)	4(2.9)	4(2.8)	3(2.3)	3(2.5)	2(1.0)	1(0.0)		3.00
		Sectional time (s)	7.43	11.64	11.97	13.31	12.90	12.75	12.53	12.42	12.22	12.85		
		Cumulative time (s)	120.02	112.59	100.95	88.97	75.67	62.77	50.02	37.49	25.07	12.85	2:00.01	
		Speed (m/s)	10.76	17.18	16.71	15.03	15.50	15.69	15.96	16.10	16.37	15.56	15.66	
		Stride length (m)	4.68	6.89	6.80	6.64	6.95	7.09	6.93	6.81	6.71	6.67	6.70	
		Stride duration (s)	0.409	0.401	0.407	0.442	0.448	0.452	0.434	0.423	0.410	0.429	0.428	
		Stride efficiency (%)	34.16	74.10	72.19	68.93	75.46	78.45	75.14	72.47	70.45	69.54	70.11	
		Stride count	17.11	29.04	29.42	30.11	28.78	28.23	28.84	29.37	29.79	29.98	280.67	

10 m Stride length



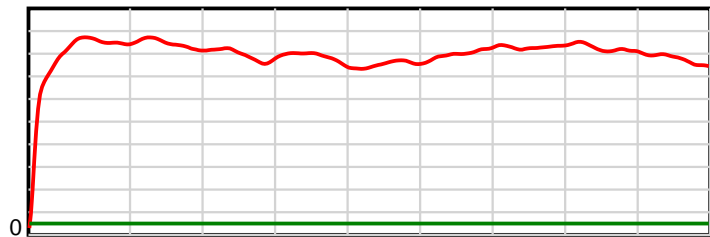
1880 m Finish

0.6 s Stride duration



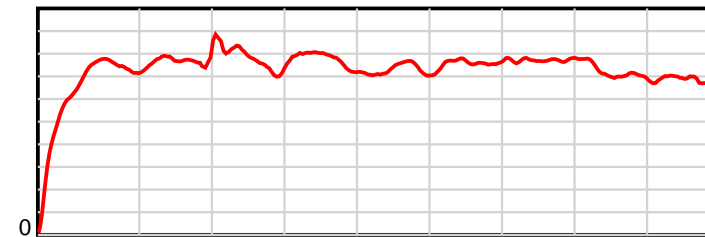
1880 m Finish

20 m/sec Speed



1880 m Finish

100 % Stride efficiency



1880 m Finish

Note: Horizontal distance axis grid lines are 200m furlongs.

## Disclaimer.

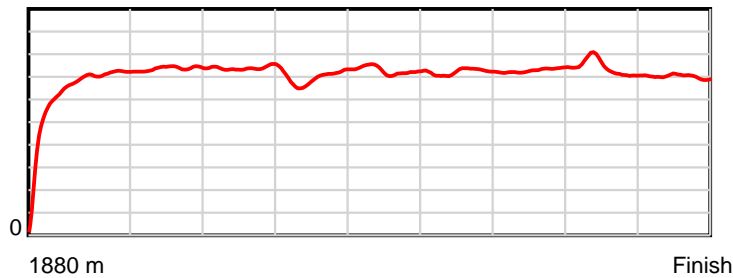
Tasracing Pty Ltd and Thoroughbred Ratings Pty Ltd accepts no responsibility for the completeness or accuracy of any of the information contained herein, and makes no representations about its suitability for any particular purpose. Users should make their own judgements about those matters and/or seek independent advice. You assume all risks associated with use of the data provided on this page.

# Race Results

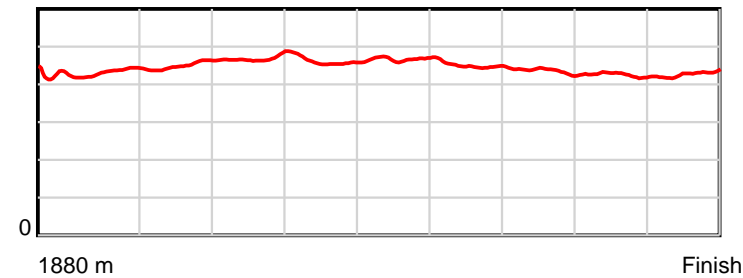
December 26, 2013, Race 4, BM62, Distance 1880m, Spreyton - Offset 0m

Result	TAB no.	Horse (Barrier)	1880 to	1800m to	1600m to	1400m to	1200m to	1000m to	800m to	600m to	400m to	200m to	Total or	Margin
4th	1	<b>Gee Gee's Boss (8)</b>	<b>1800m</b>	<b>1600m</b>	<b>1400m</b>	<b>1200m</b>	<b>1000m</b>	<b>800m</b>	<b>600m</b>	<b>400m</b>	<b>200m</b>	<b>WP</b>	<b>Average</b>	
		Position in running (margin)	-	13(6.3)	14(8.8)	14(10.5)	13(9.6)	13(11.0)	12(9.7)	12(9.7)	11(8.1)	10(6.3)		3.70
		Sectional time (s)	8.04	12.07	12.07	12.85	13.15	12.62	12.48	12.42	12.08	12.38		
		Cumulative time (s)	120.16	112.12	100.05	87.98	75.13	61.98	49.36	36.87	24.46	12.38	2:00.15	
		Speed (m/s)	9.95	16.57	16.57	15.56	15.21	15.85	16.03	16.10	16.56	16.16	15.65	
		Stride length (m)	4.23	7.14	7.43	7.28	7.01	7.38	7.23	7.03	7.03	6.92	6.95	
		Stride duration (s)	0.421	0.431	0.449	0.468	0.461	0.466	0.451	0.436	0.425	0.428	0.444	
		Stride efficiency (%)	27.91	79.72	86.37	82.83	76.78	85.22	81.73	77.16	77.29	74.83	75.56	
		Stride count	18.93	28.00	26.90	27.47	28.53	27.08	27.65	28.46	28.44	28.90	270.36	

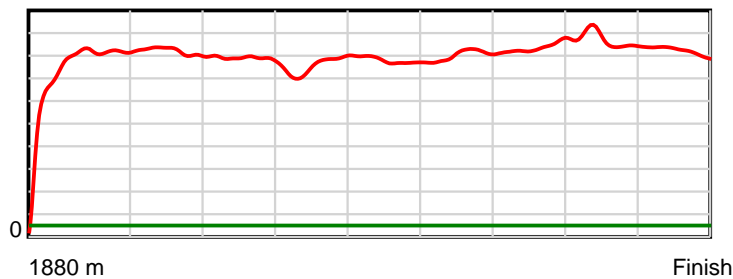
10 m Stride length



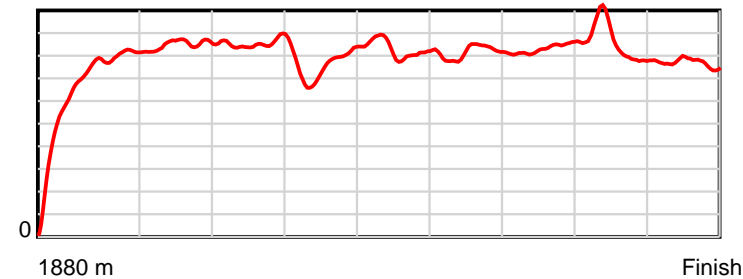
0.6 s Stride duration



20 m/sec Speed



100 % Stride efficiency



Note: Horizontal distance axis grid lines are 200m furlongs.

## Disclaimer.

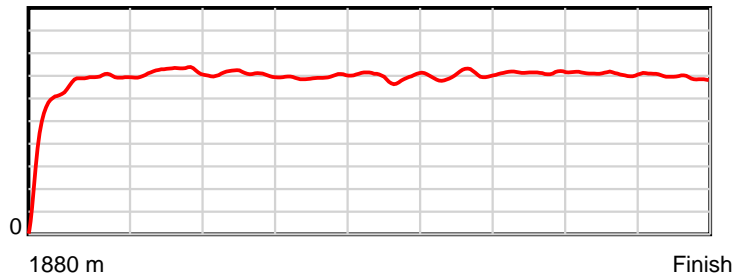
Tasracing Pty Ltd and Thoroughbred Ratings Pty Ltd accepts no responsibility for the completeness or accuracy of any of the information contained herein, and makes no representations about its suitability for any particular purpose. Users should make their own judgements about those matters and/or seek independent advice. You assume all risks associated with use of the data provided on this page.

# Race Results

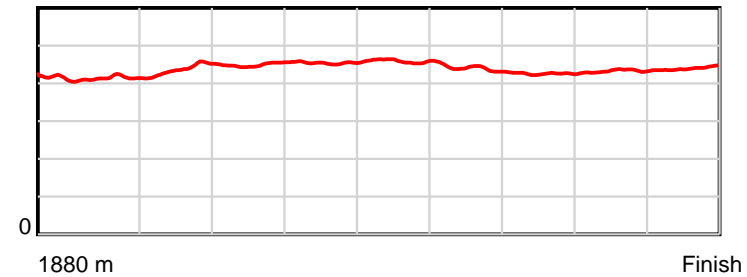
December 26, 2013, Race 4, BM62, Distance 1880m, Spreyton - Offset 0m

Result	TAB no.	Horse (Barrier)	1880 to	1800m to	1600m to	1400m to	1200m to	1000m to	800m to	600m to	400m to	200m to	Total or	Margin
5th	6	All I Got (6)	1800m	1600m	1400m	1200m	1000m	800m	600m	400m	200m	WP	Average	
		Position in running (margin)	-	2(0.9)	6(2.9)	8(5.4)	9(7.7)	9(8.7)	10(9.1)	11(8.5)	9(6.0)	7(4.7)		4.10
		Sectional time (s)	7.23	11.97	12.21	13.40	13.07	12.89	12.40	12.28	12.15	12.64		
		Cumulative time (s)	120.24	113.01	101.04	88.83	75.43	62.36	49.46	37.07	24.79	12.64	2:00.23	
		Speed (m/s)	11.07	16.71	16.38	14.93	15.30	15.52	16.13	16.29	16.46	15.82	15.64	
		Stride length (m)	4.68	6.90	7.14	6.71	6.95	7.12	7.10	6.93	7.13	6.97	6.85	
		Stride duration (s)	0.417	0.413	0.436	0.449	0.454	0.459	0.440	0.426	0.433	0.440	0.438	
		Stride efficiency (%)	34.18	74.33	79.74	70.31	75.44	79.24	78.78	75.11	79.38	75.86	73.25	
		Stride count	17.11	29.00	28.00	29.82	28.78	28.09	28.17	28.85	28.06	28.71	274.59	

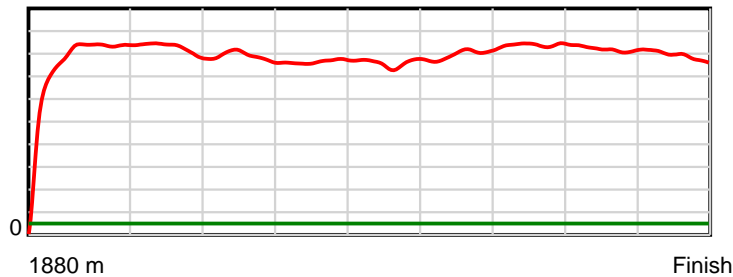
10 m Stride length



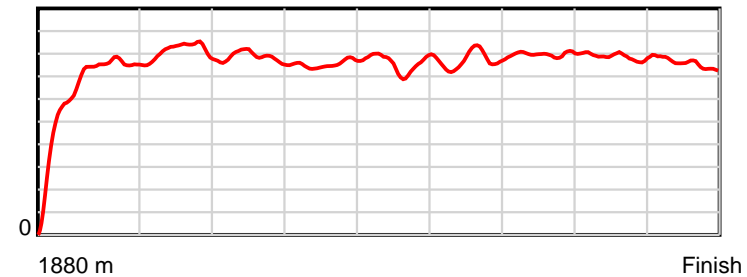
0.6 s Stride duration



20 m/sec Speed



100 % Stride efficiency



Note: Horizontal distance axis grid lines are 200m furlongs.

## Disclaimer.

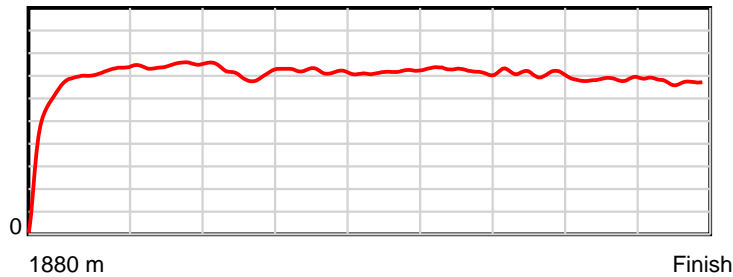
Tasracing Pty Ltd and Thoroughbred Ratings Pty Ltd accepts no responsibility for the completeness or accuracy of any of the information contained herein, and makes no representations about its suitability for any particular purpose. Users should make their own judgements about those matters and/or seek independent advice. You assume all risks associated with use of the data provided on this page.

# Race Results

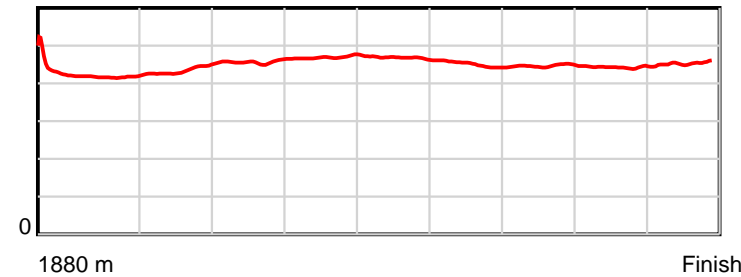
December 26, 2013, Race 4, BM62, Distance 1880m, Spreyton - Offset 0m

Result	TAB no.	Horse (Barrier)	1880 to	1800m to	1600m to	1400m to	1200m to	1000m to	800m to	600m to	400m to	200m to	Total or	Margin
6th	5	Savannah Cat (11)	1800m	1600m	1400m	1200m	1000m	800m	600m	400m	200m	WP	Average	
		Position in running (margin)	-	4(1.9)	2(1.2)	1(0.0)	1(0.0)	1(0.0)	1(0.0)	1(0.0)	1(0.0)	3(1.8)		4.80
		Sectional time (s)	7.32	11.52	11.59	13.01	12.91	12.84	12.49	12.69	12.67	13.34		
		Cumulative time (s)	120.37	113.05	101.53	89.94	76.93	64.02	51.18	38.70	26.01	13.34	2:00.37	
		Speed (m/s)	10.93	17.36	17.26	15.37	15.49	15.58	16.01	15.76	15.79	14.99	15.62	
		Stride length (m)	5.05	7.24	7.48	7.02	7.27	7.30	7.24	7.04	6.99	6.79	7.02	
		Stride duration (s)	0.455	0.417	0.434	0.457	0.469	0.468	0.452	0.447	0.443	0.453	0.450	
		Stride efficiency (%)	39.80	82.00	87.52	77.08	82.49	83.17	81.82	77.44	76.33	72.04	77.05	
		Stride count	15.85	27.61	26.72	28.48	27.53	27.41	27.64	28.41	28.62	29.46	267.73	

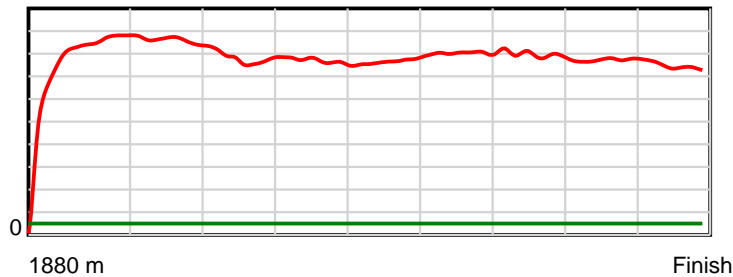
10 m Stride length



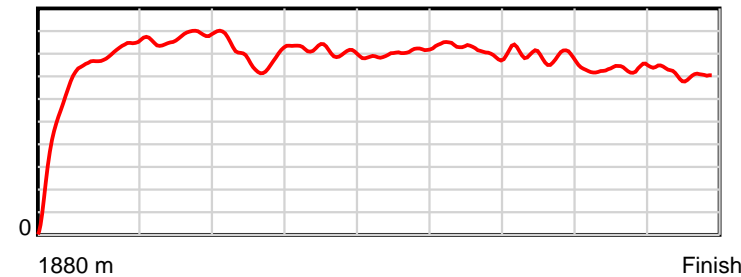
0.6 s Stride duration



20 m/sec Speed



100 % Stride efficiency



Note: Horizontal distance axis grid lines are 200m furlongs.

**Disclaimer.**

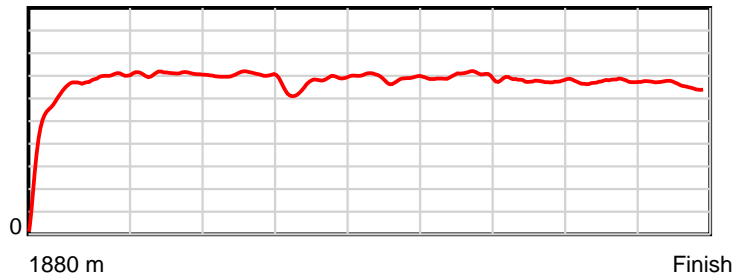
Tasracing Pty Ltd and Thoroughbred Ratings Pty Ltd accepts no responsibility for the completeness or accuracy of any of the information contained herein, and makes no representations about its suitability for any particular purpose. Users should make their own judgements about those matters and/or seek independent advice. You assume all risks associated with use of the data provided on this page.

# Race Results

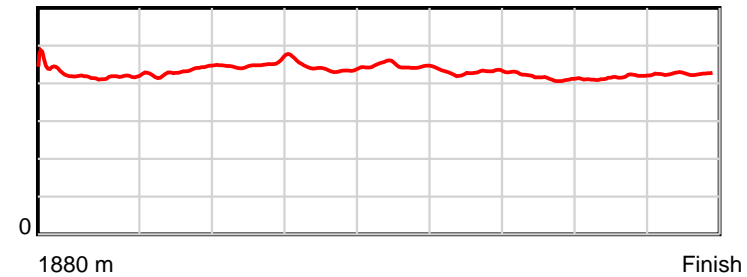
December 26, 2013, Race 4, BM62, Distance 1880m, Spreyton - Offset 0m

Result	TAB no.	Horse (Barrier)	1880 to	1800m to	1600m to	1400m to	1200m to	1000m to	800m to	600m to	400m to	200m to	Total or	Margin
7th	13	<b>Delago Delight (12)</b>	<b>1800m</b>	<b>1600m</b>	<b>1400m</b>	<b>1200m</b>	<b>1000m</b>	<b>800m</b>	<b>600m</b>	<b>400m</b>	<b>200m</b>	<b>WP</b>	<b>Average</b>	
		Position in running (margin)	-	12(5.9)	13(8.1)	11(9.2)	10(8.4)	10(9.3)	11(9.1)	10(8.5)	10(6.9)	8(4.9)		5.70
		Sectional time (s)	8.19	11.99	11.98	12.87	13.06	12.80	12.39	12.43	12.05	12.78		
		Cumulative time (s)	120.55	112.36	100.36	88.39	75.51	62.45	49.65	37.26	24.83	12.78	2:00.54	
		Speed (m/s)	9.77	16.68	16.69	15.54	15.31	15.62	16.14	16.09	16.60	15.65	15.60	
		Stride length (m)	4.41	6.94	7.20	6.98	6.78	6.99	6.96	6.70	6.90	6.65	6.73	
		Stride duration (s)	0.438	0.416	0.431	0.449	0.443	0.447	0.431	0.416	0.415	0.425	0.432	
		Stride efficiency (%)	30.38	75.23	81.07	76.19	71.89	76.40	75.67	70.05	74.31	69.11	70.88	
		Stride count	18.14	28.82	27.77	28.64	29.49	28.60	28.74	29.87	29.00	30.07	279.14	

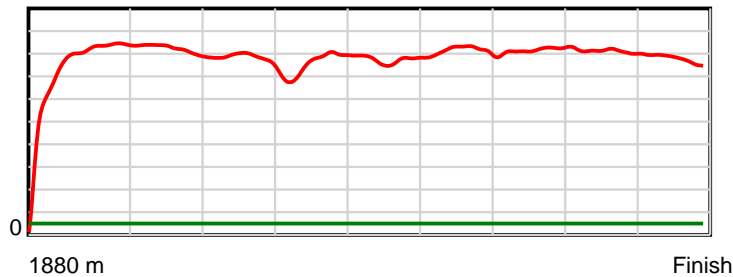
10 m Stride length



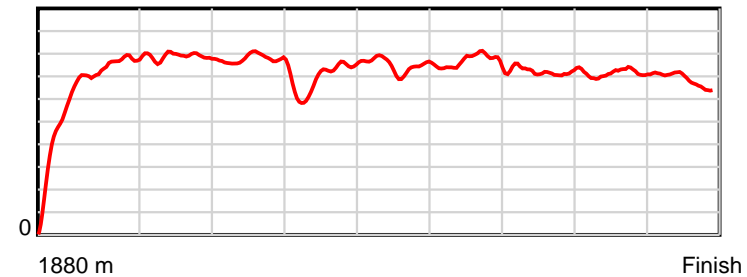
0.6 s Stride duration



20 m/sec Speed



100 % Stride efficiency



Note: Horizontal distance axis grid lines are 200m furlongs.

## Disclaimer.

Tasracing Pty Ltd and Thoroughbred Ratings Pty Ltd accepts no responsibility for the completeness or accuracy of any of the information contained herein, and makes no representations about its suitability for any particular purpose. Users should make their own judgements about those matters and/or seek independent advice. You assume all risks associated with use of the data provided on this page.

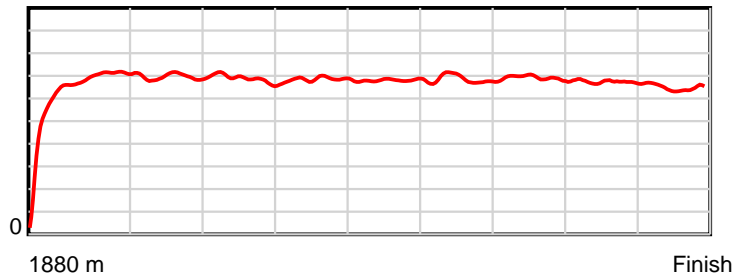


# Race Results

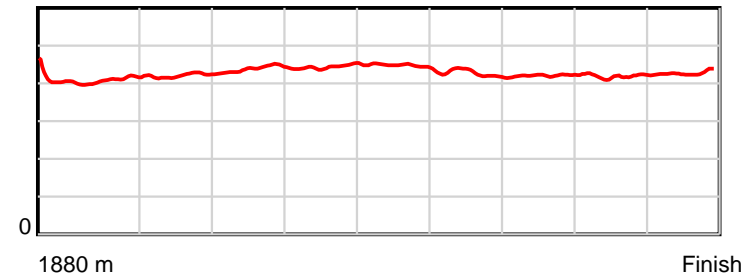
December 26, 2013, Race 4, BM62, Distance 1880m, Spreyton - Offset 0m

Result	TAB no.	Horse (Barrier)	1880 to	1800m to	1600m to	1400m to	1200m to	1000m to	800m to	600m to	400m to	200m to	Total or	Margin
8th	11	<b>Gee Gee's Lass (1)</b>	<b>1800m</b>	<b>1600m</b>	<b>1400m</b>	<b>1200m</b>	<b>1000m</b>	<b>800m</b>	<b>600m</b>	<b>400m</b>	<b>200m</b>	<b>WP</b>	<b>Average</b>	
		Position in running (margin)	-	9(3.7)	5(2.7)	5(4.4)	5(4.7)	6(3.6)	5(4.3)	6(4.9)	6(4.4)	6(4.2)		6.30
		Sectional time (s)	7.90	11.47	12.08	13.06	12.72	12.95	12.60	12.60	12.34	12.94		
		Cumulative time (s)	120.66	112.76	101.29	89.21	76.15	63.43	50.48	37.88	25.27	12.94	2:00.65	
		Speed (m/s)	10.12	17.44	16.56	15.31	15.72	15.44	15.87	15.87	16.21	15.46	15.58	
		Stride length (m)	4.25	7.10	6.97	6.71	6.97	6.92	6.80	6.66	6.79	6.60	6.66	
		Stride duration (s)	0.411	0.407	0.421	0.438	0.444	0.448	0.428	0.420	0.419	0.427	0.427	
		Stride efficiency (%)	28.25	78.72	75.93	70.31	75.94	74.88	72.18	69.27	72.13	68.15	69.31	
		Stride count	18.82	28.18	28.69	29.82	28.69	28.89	29.43	30.04	29.44	30.29	282.29	

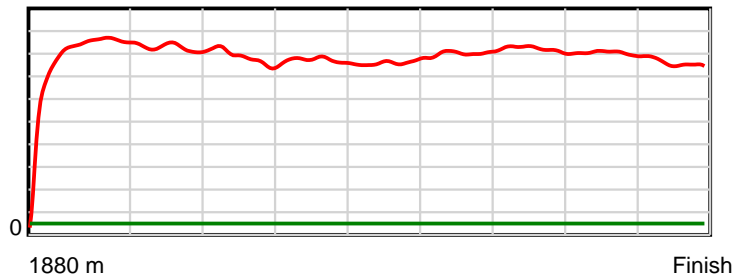
10 m Stride length



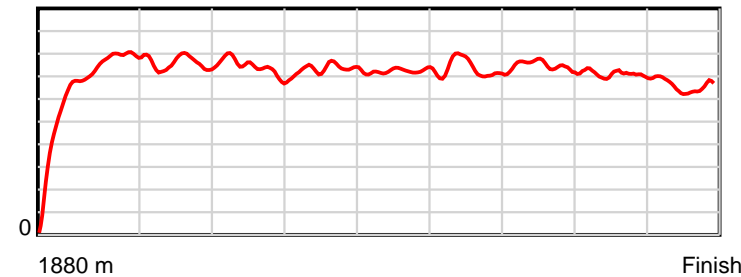
0.6 s Stride duration



20 m/sec Speed



100 % Stride efficiency



Note: Horizontal distance axis grid lines are 200m furlongs.

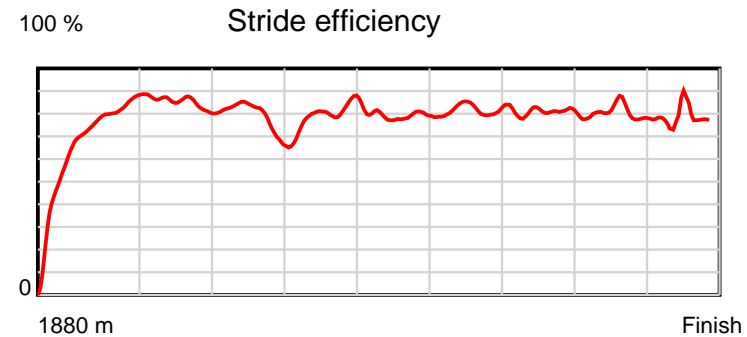
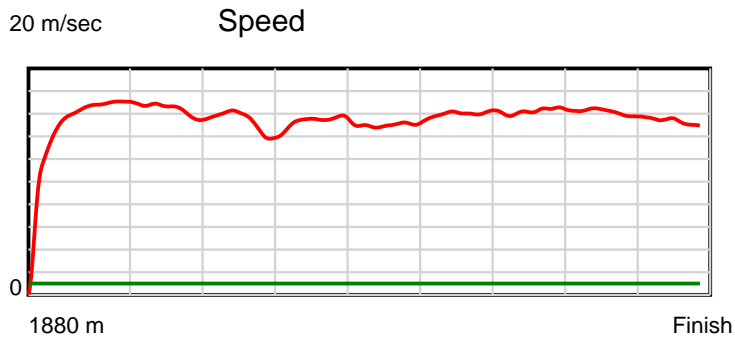
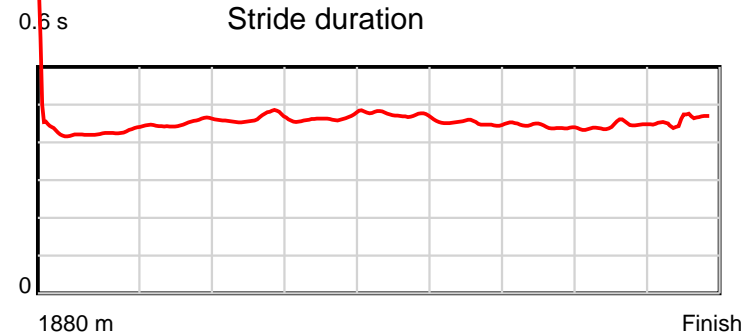
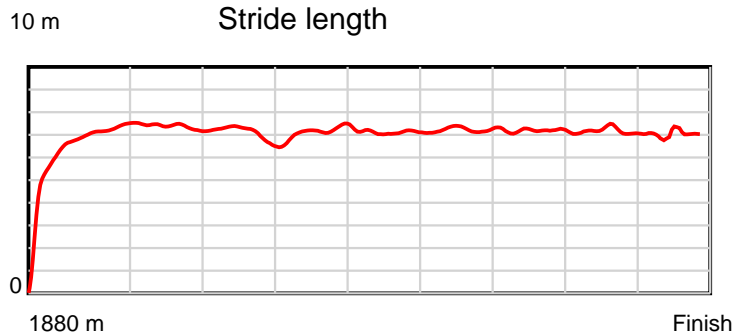
## Disclaimer.

Tasracing Pty Ltd and Thoroughbred Ratings Pty Ltd accepts no responsibility for the completeness or accuracy of any of the information contained herein, and makes no representations about its suitability for any particular purpose. Users should make their own judgements about those matters and/or seek independent advice. You assume all risks associated with use of the data provided on this page.

# Race Results

December 26, 2013, Race 4, BM62, Distance 1880m, Spreyton - Offset 0m

Result	TAB no.	Horse (Barrier)	1880 to	1800m to	1600m to	1400m to	1200m to	1000m to	800m to	600m to	400m to	200m to	Total or	Margin
9th	2	Ramaru (2)	1800m	1600m	1400m	1200m	1000m	800m	600m	400m	200m	WP	Average	
		Position in running (margin)	-	11(4.9)	10(5.4)	9(7.1)	8(6.8)	7(4.9)	9(7.3)	8(7.2)	8(5.8)	9(5.2)		6.50
		Sectional time (s)	7.95	11.73	12.08	12.96	12.60	13.22	12.48	12.45	12.28	12.95		
		Cumulative time (s)	120.70	112.75	101.03	88.94	75.99	63.39	50.17	37.68	25.23	12.95	2:00.70	
		Speed (m/s)	10.06	17.05	16.56	15.43	15.87	15.13	16.03	16.06	16.29	15.44	15.58	
		Stride length (m)	4.51	7.27	7.47	7.17	7.32	7.20	7.24	7.14	7.21	6.94	7.03	
		Stride duration (s)	0.441	0.426	0.451	0.465	0.461	0.476	0.452	0.444	0.443	0.449	0.452	
		Stride efficiency (%)	31.76	82.59	87.15	80.43	83.64	81.04	81.81	79.57	81.34	75.18	77.33	
		Stride count	17.75	27.51	26.78	27.88	27.34	27.77	27.64	28.03	27.72	28.83	267.25	



Note: Horizontal distance axis grid lines are 200m furlongs.

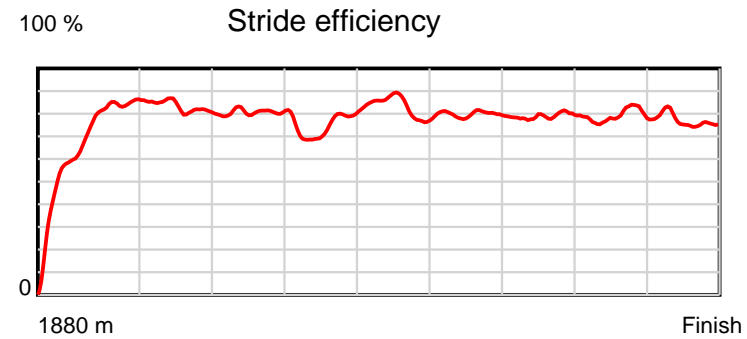
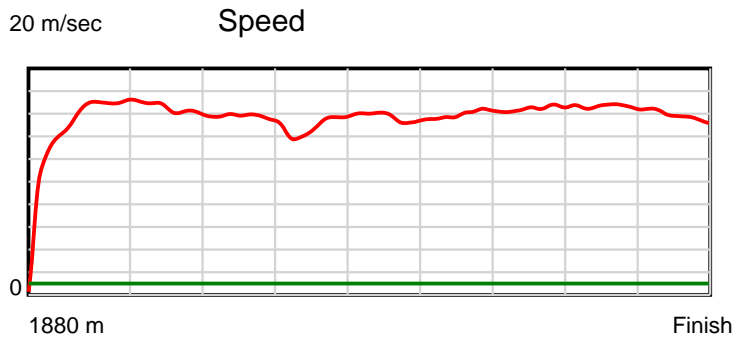
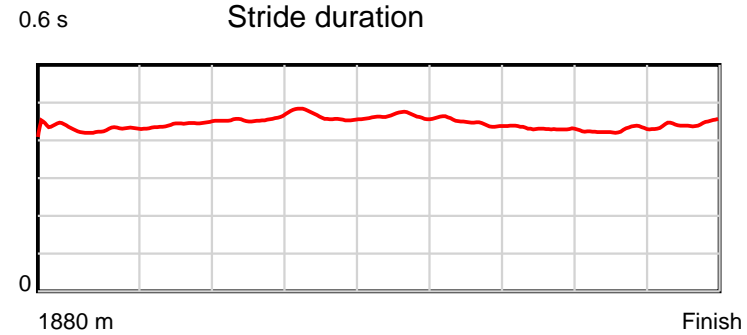
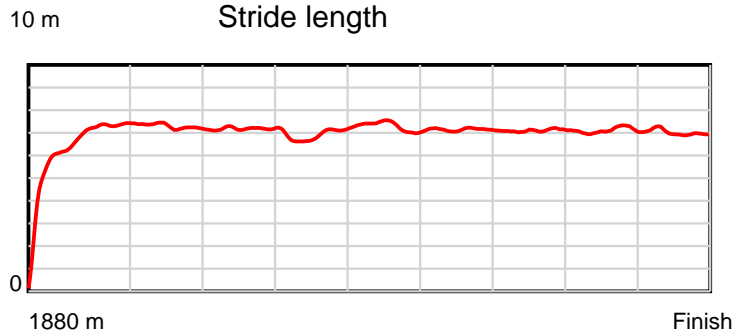
**Disclaimer.**

Tasracing Pty Ltd and Thoroughbred Ratings Pty Ltd accepts no responsibility for the completeness or accuracy of any of the information contained herein, and makes no representations about its suitability for any particular purpose. Users should make their own judgements about those matters and/or seek independent advice. You assume all risks associated with use of the data provided on this page.

# Race Results

December 26, 2013, Race 4, BM62, Distance 1880m, Spreyton - Offset 0m

Result	TAB no.	Horse (Barrier)	1880 to	1800m to	1600m to	1400m to	1200m to	1000m to	800m to	600m to	400m to	200m to	Total or	Margin
10th	12	Coin Toss (14)	1800m	1600m	1400m	1200m	1000m	800m	600m	400m	200m	WP	Average	
		Position in running (margin)	-	10(4.7)	11(6.9)	12(9.5)	12(9.6)	14(12.9)	14(11.7)	14(12.0)	13(10.4)	13(8.3)		8.20
		Sectional time (s)	8.02	12.01	12.21	13.02	13.47	12.64	12.53	12.43	12.02	12.67		
		Cumulative time (s)	121.03	113.01	101.00	88.79	75.77	62.30	49.66	37.12	24.69	12.67	2:01.03	
		Speed (m/s)	9.97	16.65	16.38	15.36	14.85	15.82	15.96	16.09	16.64	15.79	15.53	
		Stride length (m)	4.38	7.12	7.24	7.01	6.90	7.34	7.15	6.94	7.09	7.02	6.90	
		Stride duration (s)	0.424	0.427	0.442	0.456	0.465	0.464	0.448	0.431	0.426	0.445	0.445	
		Stride efficiency (%)	29.97	79.14	81.86	76.70	74.49	84.13	79.83	75.24	78.53	77.04	74.50	
		Stride count	18.27	28.10	27.63	28.55	28.97	27.26	27.98	28.82	28.21	28.48	272.27	



Note: Horizontal distance axis grid lines are 200m furlongs.

**Disclaimer.**

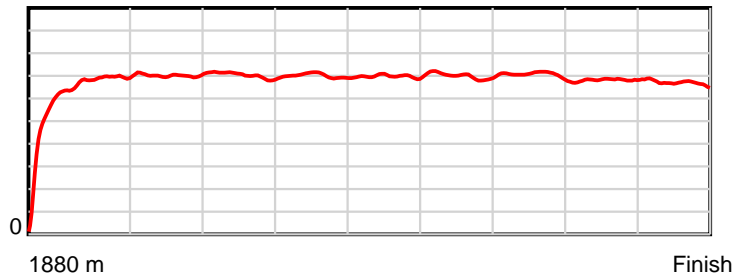
Tasracing Pty Ltd and Thoroughbred Ratings Pty Ltd accepts no responsibility for the completeness or accuracy of any of the information contained herein, and makes no representations about its suitability for any particular purpose. Users should make their own judgements about those matters and/or seek independent advice. You assume all risks associated with use of the data provided on this page.

# Race Results

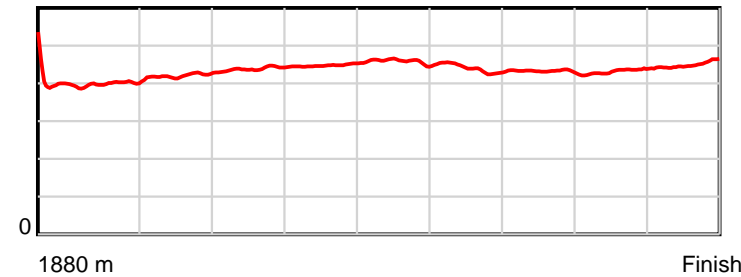
December 26, 2013, Race 4, BM62, Distance 1880m, Spreyton - Offset 0m

Result	TAB no.	Horse (Barrier)	1880 to	1800m to	1600m to	1400m to	1200m to	1000m to	800m to	600m to	400m to	200m to	Total or	Margin
11th	10	Satin 'n' Rose (5)	1800m	1600m	1400m	1200m	1000m	800m	600m	400m	200m	WP	Average	
		Position in running (margin)	-	3(1.9)	3(1.2)	4(2.1)	3(1.9)	3(1.3)	4(3.1)	4(2.9)	4(2.1)	5(3.8)		8.80
		Sectional time (s)	7.68	11.53	11.95	12.97	12.81	13.13	12.47	12.55	12.66	13.41		
		Cumulative time (s)	121.15	113.47	101.94	90.00	77.03	64.21	51.09	38.62	26.07	13.41	2:01.15	
		Speed (m/s)	10.41	17.35	16.74	15.42	15.61	15.23	16.04	15.94	15.80	14.91	15.52	
		Stride length (m)	4.57	6.89	7.04	6.76	6.99	6.98	7.05	6.89	6.81	6.72	6.75	
		Stride duration (s)	0.416	0.397	0.420	0.438	0.448	0.458	0.440	0.432	0.431	0.451	0.435	
		Stride efficiency (%)	32.59	74.10	77.39	71.31	76.37	76.16	77.71	74.23	72.47	70.61	71.28	
		Stride count	17.52	29.04	28.42	29.61	28.61	28.65	28.36	29.02	29.37	29.75	278.35	

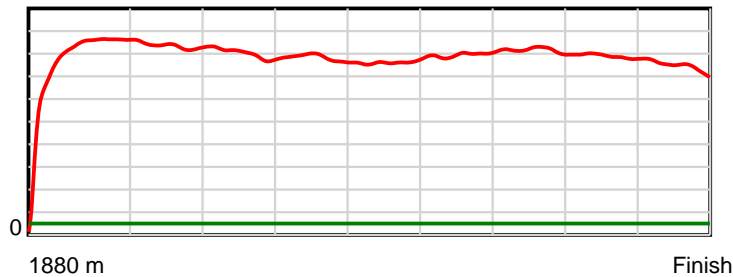
10 m Stride length



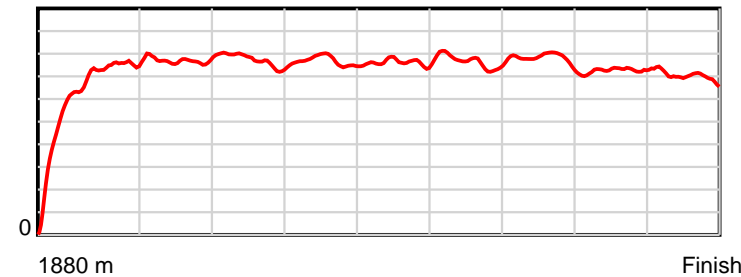
0.6 s Stride duration



20 m/sec Speed



100 % Stride efficiency



Note: Horizontal distance axis grid lines are 200m furlongs.

**Disclaimer.**

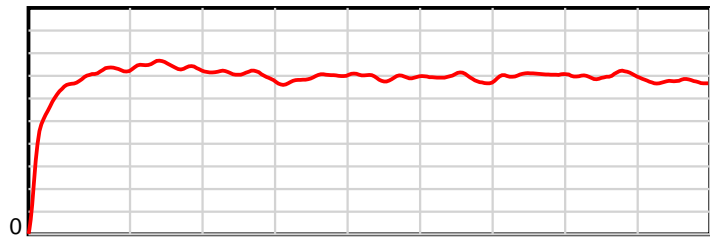
Tasracing Pty Ltd and Thoroughbred Ratings Pty Ltd accepts no responsibility for the completeness or accuracy of any of the information contained herein, and makes no representations about its suitability for any particular purpose. Users should make their own judgements about those matters and/or seek independent advice. You assume all risks associated with use of the data provided on this page.

# Race Results

December 26, 2013, Race 4, BM62, Distance 1880m, Spreyton - Offset 0m

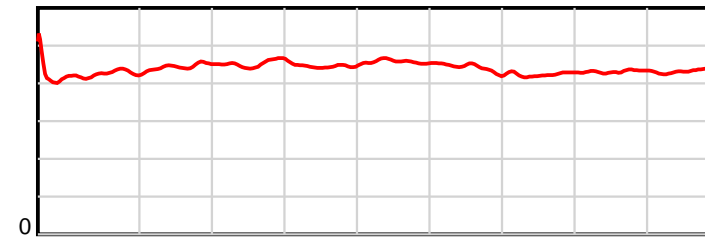
Result	TAB no.	Horse (Barrier)	1880 to	1800m to	1600m to	1400m to	1200m to	1000m to	800m to	600m to	400m to	200m to	Total or	Margin
12th	14	<b>High Hill (3)</b>	<b>1800m</b>	<b>1600m</b>	<b>1400m</b>	<b>1200m</b>	<b>1000m</b>	<b>800m</b>	<b>600m</b>	<b>400m</b>	<b>200m</b>	<b>WP</b>	<b>Average</b>	
		Position in running (margin)	-	5(2.1)	7(3.0)	6(4.5)	7(6.5)	8(5.7)	7(6.2)	9(7.9)	12(8.3)	12(7.2)		9.10
		Sectional time (s)	7.98	11.78	12.05	13.33	12.78	12.92	12.78	12.76	12.18	12.65		
		Cumulative time (s)	121.21	113.23	101.45	89.39	76.06	63.28	50.37	37.59	24.83	12.65	2:01.20	
		Speed (m/s)	10.02	16.98	16.60	15.00	15.65	15.48	15.65	15.67	16.42	15.81	15.51	
		Stride length (m)	4.76	7.20	7.38	6.80	6.97	7.09	6.91	6.65	7.09	6.87	6.85	
		Stride duration (s)	0.435	0.424	0.445	0.453	0.445	0.458	0.441	0.424	0.432	0.434	0.442	
		Stride efficiency (%)	35.41	81.10	85.11	72.18	75.95	78.55	74.56	69.12	78.46	73.69	73.37	
		Stride count	16.81	27.76	27.10	29.43	28.69	28.21	28.95	30.07	28.23	29.12	274.37	

10 m Stride length



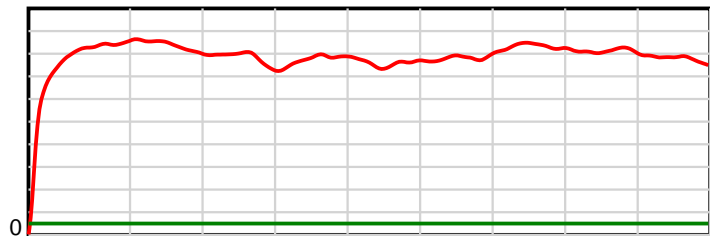
1880 m Finish

0.6 s Stride duration



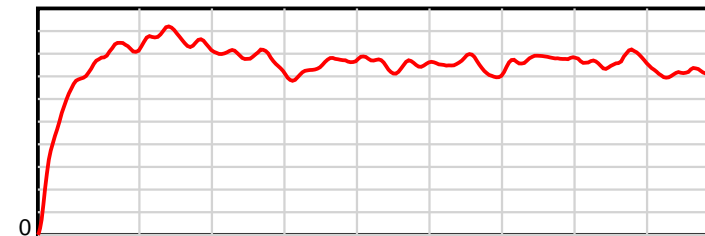
1880 m Finish

20 m/sec Speed



1880 m Finish

100 % Stride efficiency



1880 m Finish

Note: Horizontal distance axis grid lines are 200m furlongs.

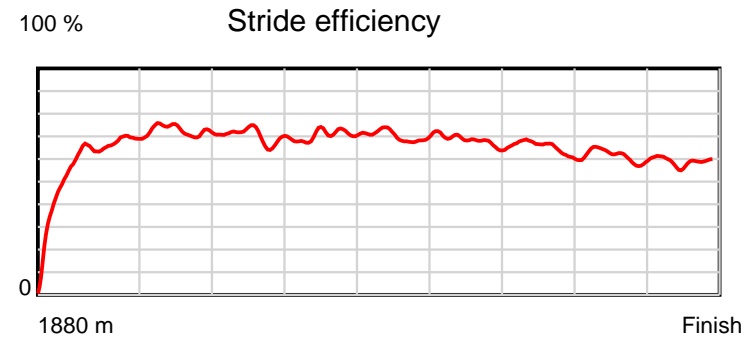
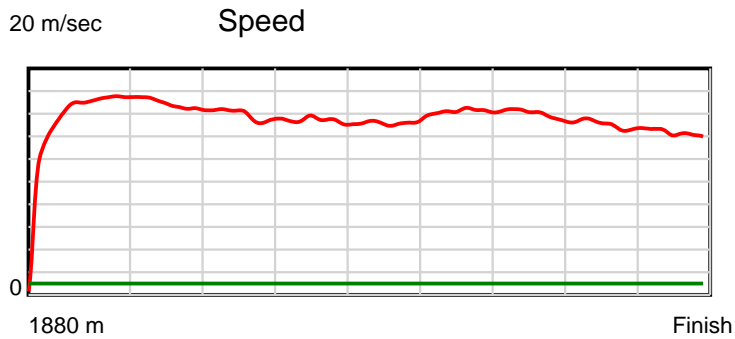
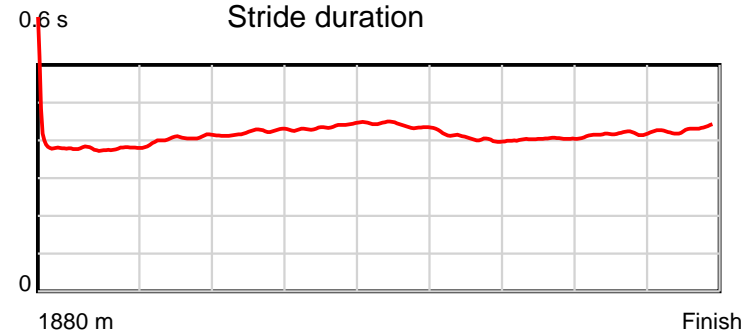
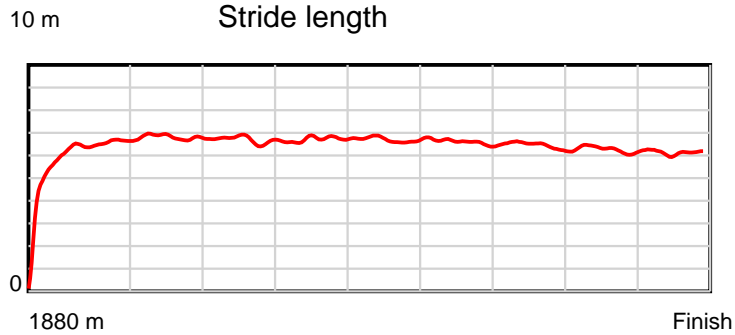
**Disclaimer.**

Tasracing Pty Ltd and Thoroughbred Ratings Pty Ltd accepts no responsibility for the completeness or accuracy of any of the information contained herein, and makes no representations about its suitability for any particular purpose. Users should make their own judgements about those matters and/or seek independent advice. You assume all risks associated with use of the data provided on this page.

# Race Results

December 26, 2013, Race 4, BM62, Distance 1880m, Spreyton - Offset 0m

Result	TAB no.	Horse (Barrier)	1880 to 1800m	1800m to 1600m	1600m to 1400m	1400m to 1200m	1200m to 1000m	1000m to 800m	800m to 600m	600m to 400m	400m to 200m	200m to WP	Total or Average	Margin
13th	4	<b>Newstart (9)</b>												
		Position in running (margin)	-	7(3.1)	4(2.2)	3(2.1)	2(1.0)	2(0.4)	2(0.8)	2(0.1)	3(2.1)	11(6.5)		12.20
		Sectional time (s)	7.77	11.49	11.77	12.82	12.81	12.90	12.38	13.02	13.12	13.74		
		Cumulative time (s)	121.82	114.05	102.56	90.78	77.96	65.15	52.25	39.88	26.86	13.74	2:01.81	
		Speed (m/s)	10.29	17.41	16.99	15.60	15.61	15.50	16.16	15.36	15.24	14.56	15.43	
		Stride length (m)	4.60	6.57	6.85	6.56	6.79	6.85	6.61	6.19	6.34	6.26	6.43	
		Stride duration (s)	0.434	0.378	0.403	0.421	0.435	0.442	0.409	0.403	0.416	0.430	0.417	
		Stride efficiency (%)	33.04	67.54	73.37	67.34	72.04	73.28	68.27	59.91	62.81	61.23	64.68	
		Stride count	17.40	30.42	29.19	30.47	29.46	29.21	30.26	32.30	31.55	31.95	292.21	



Note: Horizontal distance axis grid lines are 200m furlongs.

**Disclaimer.**

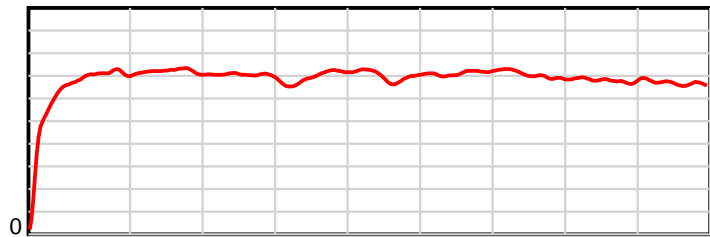
Tasracing Pty Ltd and Thoroughbred Ratings Pty Ltd accepts no responsibility for the completeness or accuracy of any of the information contained herein, and makes no representations about its suitability for any particular purpose. Users should make their own judgements about those matters and/or seek independent advice. You assume all risks associated with use of the data provided on this page.

# Race Results

December 26, 2013, Race 4, BM62, Distance 1880m, Spreyton - Offset 0m

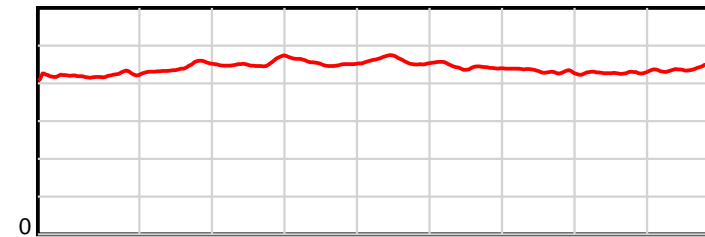
Result	TAB no.	Horse (Barrier)	1880 to	1800m to	1600m to	1400m to	1200m to	1000m to	800m to	600m to	400m to	200m to	Total or	Margin
14th	9	<b>Burlington (4)</b>	<b>1800m</b>	<b>1600m</b>	<b>1400m</b>	<b>1200m</b>	<b>1000m</b>	<b>800m</b>	<b>600m</b>	<b>400m</b>	<b>200m</b>	<b>WP</b>	<b>Average</b>	
		Position in running (margin)	-	8(3.3)	8(4.8)	10(8.0)	11(9.4)	11(9.6)	13(9.8)	13(10.7)	14(12.3)	14(12.6)		14.00
		Sectional time (s)	7.84	11.89	12.32	13.26	12.94	12.86	12.64	12.96	12.42	13.06		
		Cumulative time (s)	122.18	114.34	102.45	90.14	76.88	63.94	51.08	38.44	25.48	13.06	2:02.18	
		Speed (m/s)	10.20	16.82	16.23	15.08	15.46	15.55	15.82	15.43	16.10	15.31	15.39	
		Stride length (m)	4.32	7.08	7.18	6.84	7.01	7.16	7.03	6.66	6.90	6.77	6.78	
		Stride duration (s)	0.409	0.421	0.442	0.453	0.454	0.460	0.444	0.432	0.429	0.442	0.441	
		Stride efficiency (%)	29.17	78.37	80.46	73.10	76.89	80.05	77.26	69.41	74.48	71.67	71.84	
		Stride count	18.52	28.24	27.87	29.24	28.51	27.94	28.44	30.01	28.97	29.53	277.27	

10 m Stride length



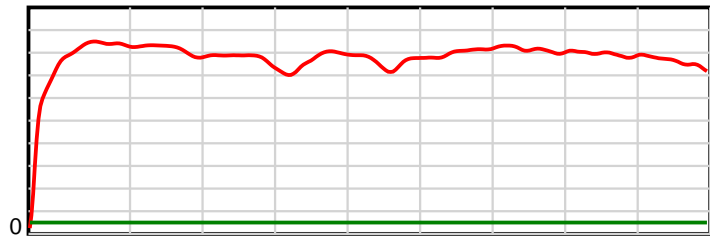
1880 m Finish

0.6 s Stride duration



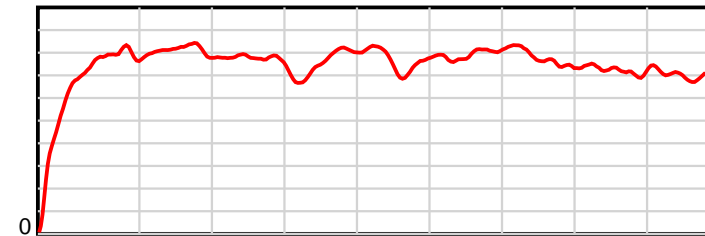
1880 m Finish

20 m/sec Speed



1880 m Finish

100 % Stride efficiency



1880 m Finish

Note: Horizontal distance axis grid lines are 200m furlongs.

## Disclaimer.

Tasracing Pty Ltd and Thoroughbred Ratings Pty Ltd accepts no responsibility for the completeness or accuracy of any of the information contained herein, and makes no representations about its suitability for any particular purpose. Users should make their own judgements about those matters and/or seek independent advice. You assume all risks associated with use of the data provided on this page.