



## Race Results

Tasmanian Racing Club, Hobart, January 05, 2014

Compilation date: January 6, 2014, 2:02:29 PM (EST)

Copyright © 2014 Tasracing Pty Ltd. All rights reserved.

### Trademarks.

StrideMASTER is a registered trademark of Thoroughbred Ratings Pty Ltd.

### Disclaimer.

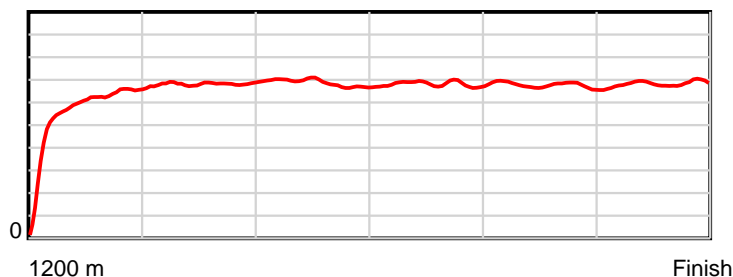
Tasracing Pty Ltd and Thoroughbred Ratings Pty Ltd accepts no responsibility for the completeness or accuracy of any of the information contained herein, and makes no representations about its suitability for any particular purpose. Users should make their own judgements about those matters and/or seek independent advice. You assume all risks associated with use of the data provided on this page.

# Race Results

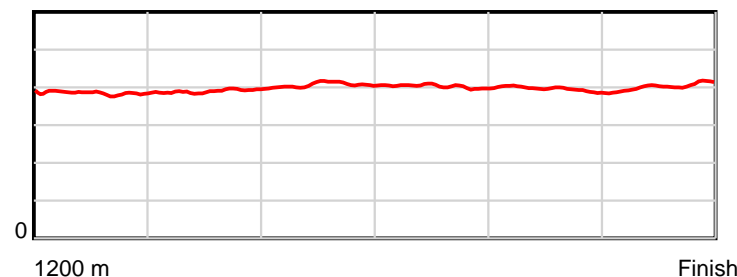
January 05, 2014, Race 2, MDN-SW, Distance 1200m, Elwick Course Proper - Offset 2m

Result	TAB no.	Horse (Barrier)	1200 to	1000m to	800m to	600m to	400m to	200m to	Total or	Margin
1st	7	<b>Eagle Flight (7)</b>	<b>1000m</b>	<b>800m</b>	<b>600m</b>	<b>400m</b>	<b>200m</b>	<b>WP</b>	<b>Average</b>	
		Position in running (margin)	-	8(3.9)	9(4.9)	9(5.3)	9(4.7)	3(3.1)		0.00
		Sectional time (s)	15.28	11.35	12.02	12.10	11.72	11.91		
		Cumulative time (s)	74.38	59.10	47.76	35.73	23.63	11.91	1:14.37	
		Speed (m/s)	13.09	17.62	16.64	16.53	17.06	16.79	16.13	
		Stride length (m)	5.17	6.86	6.76	6.64	6.73	6.77	6.42	
		Stride duration (s)	0.384	0.389	0.406	0.402	0.395	0.403	0.398	
		Stride efficiency (%)	41.74	73.56	71.45	68.94	70.87	71.65	64.50	
		Stride count	38.70	29.15	29.58	30.11	29.70	29.54	186.78	

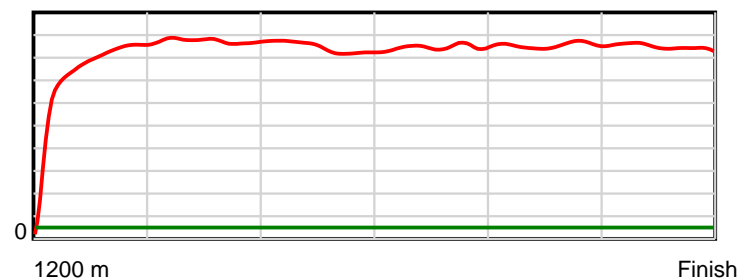
10 m Stride length



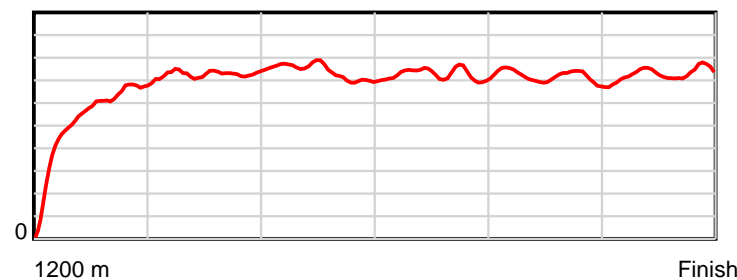
0.6 s Stride duration



20 m/sec Speed



100 % Stride efficiency



Note: Horizontal distance axis grid lines are 200m furlongs.

## Disclaimer.

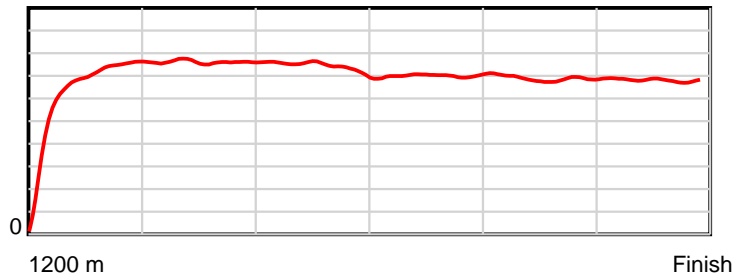
Tasracing Pty Ltd and Thoroughbred Ratings Pty Ltd accepts no responsibility for the completeness or accuracy of any of the information contained herein, and makes no representations about its suitability for any particular purpose. Users should make their own judgements about those matters and/or seek independent advice. You assume all risks associated with use of the data provided on this page.

# Race Results

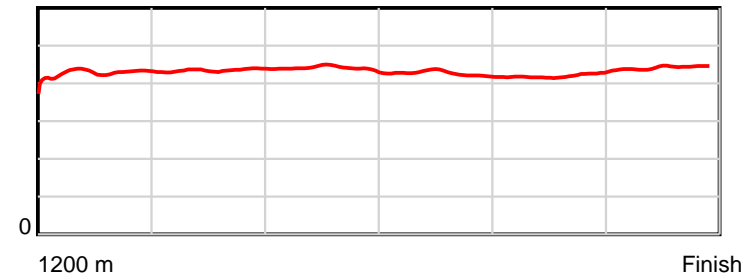
January 05, 2014, Race 2, MDN-SW, Distance 1200m, Elwick Course Proper - Offset 2m

Result	TAB no.	Horse (Barrier)	1200 to	1000m to	800m to	600m to	400m to	200m to	Total or	Margin
2nd	3	Porus (3)	1000m	800m	600m	400m	200m	WP	Average	
		Position in running (margin)	-	2(0.9)	2(1.3)	2(0.2)	1(0.0)	1(0.0)		1.50
		Sectional time (s)	14.56	11.23	11.78	12.17	11.99	12.93		
		Cumulative time (s)	74.66	60.10	48.87	37.08	24.92	12.93	1:14.65	
		Speed (m/s)	13.74	17.81	16.98	16.43	16.68	15.47	16.07	
		Stride length (m)	5.83	7.74	7.47	7.01	7.00	6.84	6.92	
		Stride duration (s)	0.420	0.435	0.440	0.426	0.419	0.442	0.431	
		Stride efficiency (%)	53.09	93.68	87.21	76.70	76.50	73.10	74.93	
		Stride count	34.31	25.83	26.77	28.55	28.59	29.24	173.29	

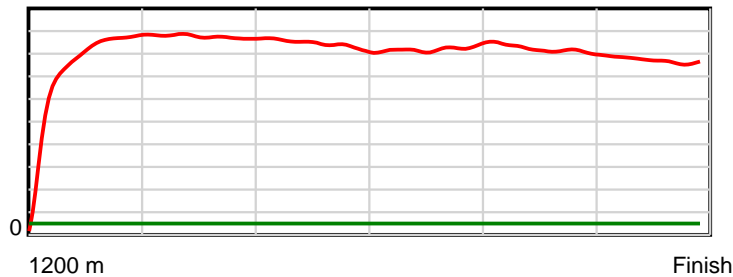
10 m Stride length



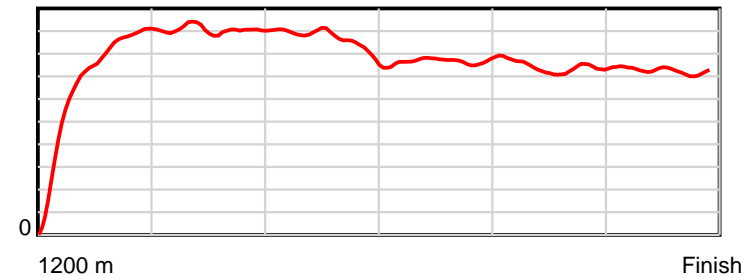
0.6 s Stride duration



20 m/sec Speed



100 % Stride efficiency



Note: Horizontal distance axis grid lines are 200m furlongs.

## Disclaimer.

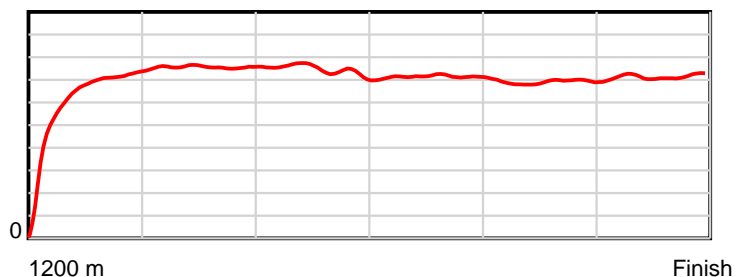
Tasracing Pty Ltd and Thoroughbred Ratings Pty Ltd accepts no responsibility for the completeness or accuracy of any of the information contained herein, and makes no representations about its suitability for any particular purpose. Users should make their own judgements about those matters and/or seek independent advice. You assume all risks associated with use of the data provided on this page.

# Race Results

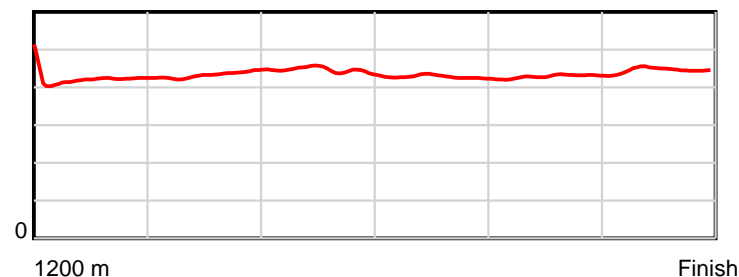
January 05, 2014, Race 2, MDN-SW, Distance 1200m, Elwick Course Proper - Offset 2m

Result	TAB no.	Horse (Barrier)	1200 to	1000m to	800m to	600m to	400m to	200m to	Total or	Margin
3rd	1	<b>Game of Throne... (4)</b>	<b>1000m</b>	<b>800m</b>	<b>600m</b>	<b>400m</b>	<b>200m</b>	<b>WP</b>	<b>Average</b>	
		Position in running (margin)	-	3(2.1)	3(2.1)	3(1.5)	2(1.2)	4(4.1)		3.30
		Sectional time (s)	14.94	11.17	11.86	12.16	12.47	12.39		
		Cumulative time (s)	75.00	60.06	48.88	37.02	24.86	12.39	1:15.00	
		Speed (m/s)	13.39	17.91	16.86	16.45	16.04	16.14	16.00	
		Stride length (m)	5.80	7.76	7.51	7.03	6.87	7.21	6.97	
		Stride duration (s)	0.426	0.434	0.445	0.428	0.429	0.447	0.436	
		Stride efficiency (%)	52.63	94.21	88.15	77.26	73.82	81.18	75.94	
		Stride count	34.46	25.76	26.63	28.44	29.10	27.75	172.14	

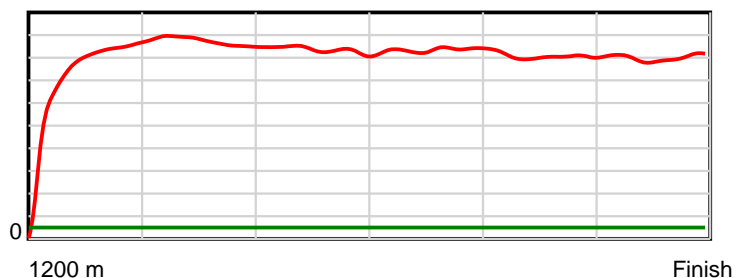
10 m Stride length



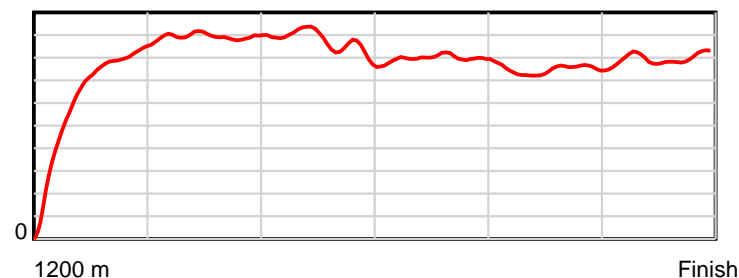
0.6 s Stride duration



20 m/sec Speed



100 % Stride efficiency



Note: Horizontal distance axis grid lines are 200m furlongs.

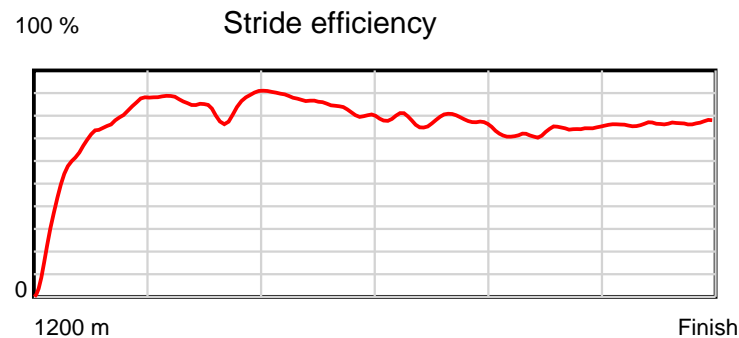
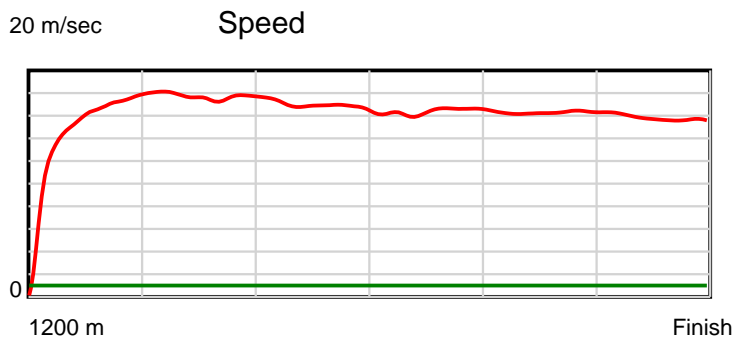
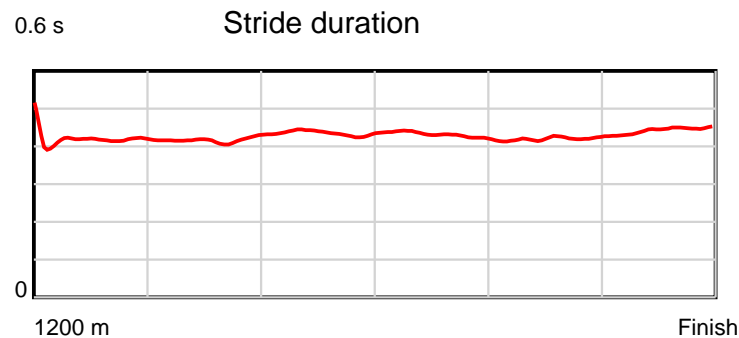
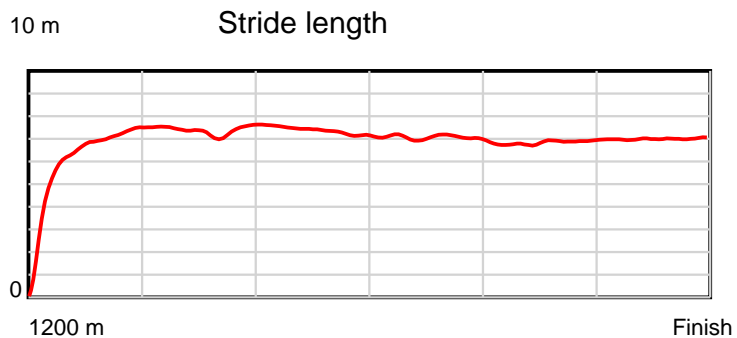
## Disclaimer.

Tasracing Pty Ltd and Thoroughbred Ratings Pty Ltd accepts no responsibility for the completeness or accuracy of any of the information contained herein, and makes no representations about its suitability for any particular purpose. Users should make their own judgements about those matters and/or seek independent advice. You assume all risks associated with use of the data provided on this page.

# Race Results

January 05, 2014, Race 2, MDN-SW, Distance 1200m, Elwick Course Proper - Offset 2m

Result	TAB no.	Horse (Barrier)	1200 to	1000m to	800m to	600m to	400m to	200m to	Total or	Margin
4th	5	Trelew (6)	1000m	800m	600m	400m	200m	WP	Average	
		Position in running (margin)	-	1(0.0)	1(0.0)	1(0.0)	3(1.5)	2(2.8)		3.70
		Sectional time (s)	14.68	11.17	11.96	12.45	12.22	12.60		
		Cumulative time (s)	75.07	60.39	49.22	37.26	24.81	12.60	1:15.06	
		Speed (m/s)	13.62	17.91	16.72	16.06	16.37	15.87	15.98	
		Stride length (m)	5.91	7.47	7.27	6.91	6.88	7.06	6.88	
		Stride duration (s)	0.423	0.417	0.435	0.430	0.420	0.444	0.430	
		Stride efficiency (%)	54.55	87.15	82.69	74.67	74.00	77.79	73.93	
		Stride count	33.85	26.78	27.49	28.93	29.06	28.35	174.46	



Note: Horizontal distance axis grid lines are 200m furlongs.

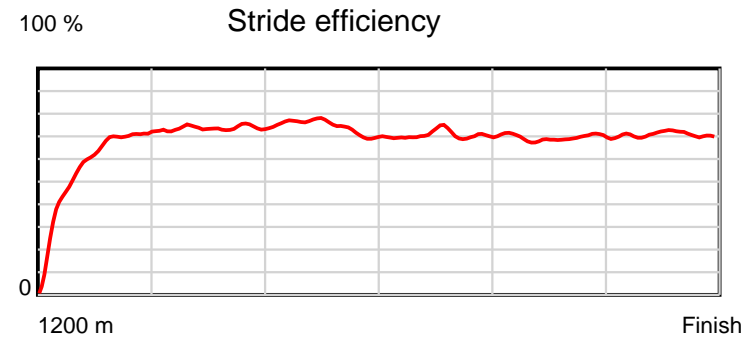
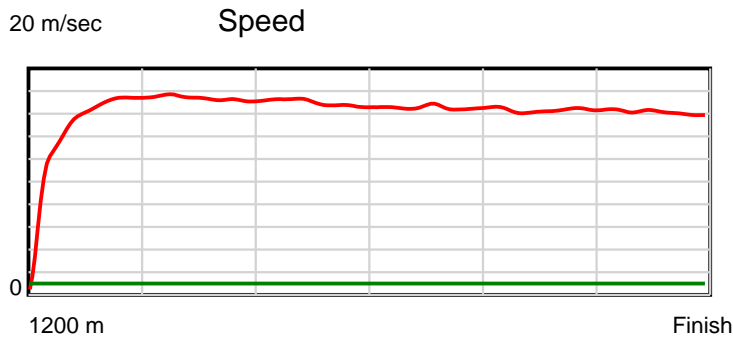
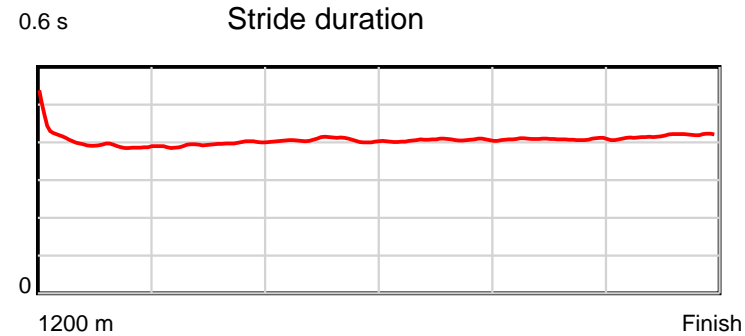
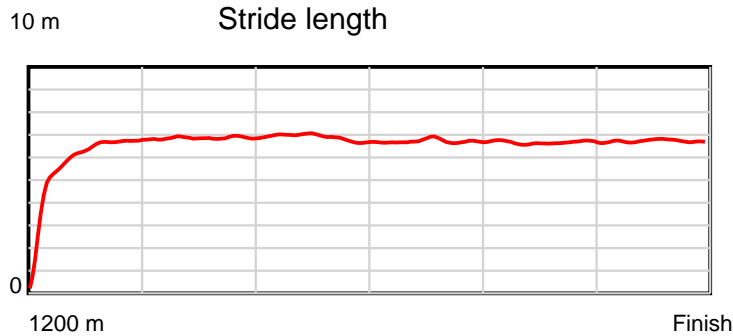
**Disclaimer.**

Tasracing Pty Ltd and Thoroughbred Ratings Pty Ltd accepts no responsibility for the completeness or accuracy of any of the information contained herein, and makes no representations about its suitability for any particular purpose. Users should make their own judgements about those matters and/or seek independent advice. You assume all risks associated with use of the data provided on this page.

# Race Results

January 05, 2014, Race 2, MDN-SW, Distance 1200m, Elwick Course Proper - Offset 2m

Result	TAB no.	Horse (Barrier)	1200 to	1000m to	800m to	600m to	400m to	200m to	Total or	Margin
5th	8	Last Toast (9)	1000m	800m	600m	400m	200m	WP	Average	
		Position in running (margin)	-	7(3.8)	7(4.7)	7(3.7)	7(4.0)	7(5.4)		4.00
		Sectional time (s)	15.19	11.33	11.79	12.26	12.22	12.34		
		Cumulative time (s)	75.13	59.94	48.61	36.82	24.56	12.34	1:15.12	
		Speed (m/s)	13.17	17.65	16.96	16.31	16.37	16.21	15.97	
		Stride length (m)	5.55	6.99	6.89	6.61	6.68	6.76	6.54	
		Stride duration (s)	0.411	0.396	0.406	0.405	0.408	0.417	0.410	
		Stride efficiency (%)	48.14	76.25	74.23	68.32	69.82	71.39	66.87	
		Stride count	36.03	28.63	29.02	30.25	29.92	29.59	183.44	



Note: Horizontal distance axis grid lines are 200m furlongs.

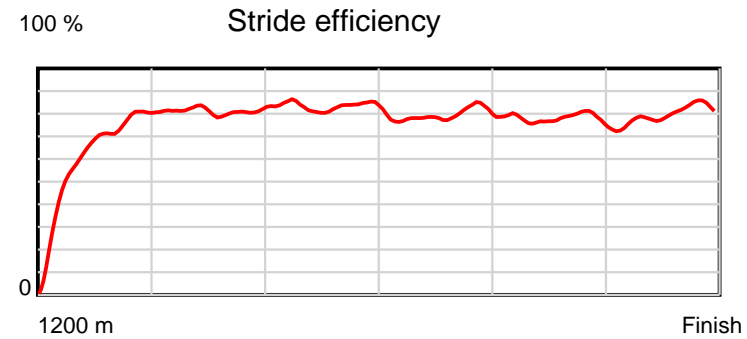
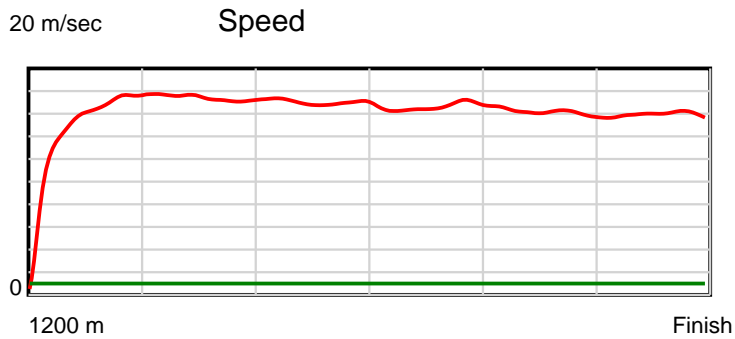
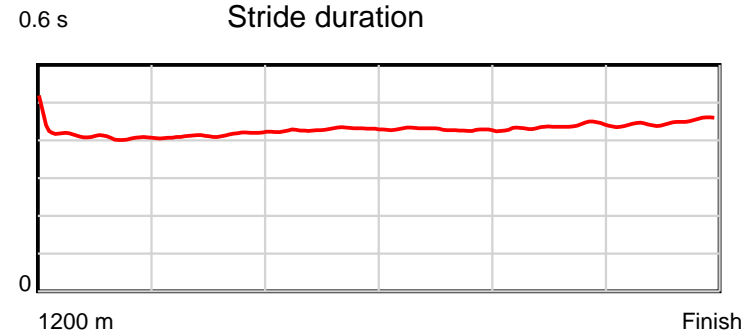
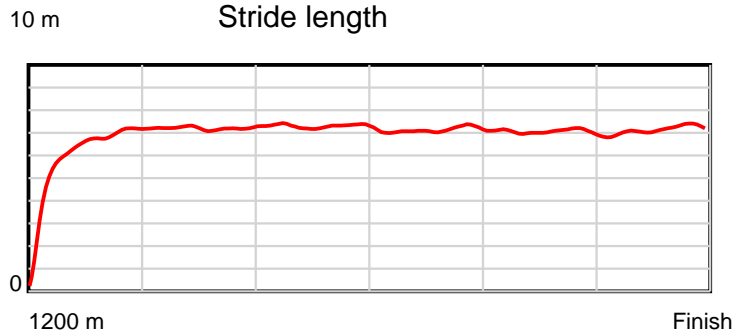
**Disclaimer.**

Tasracing Pty Ltd and Thoroughbred Ratings Pty Ltd accepts no responsibility for the completeness or accuracy of any of the information contained herein, and makes no representations about its suitability for any particular purpose. Users should make their own judgements about those matters and/or seek independent advice. You assume all risks associated with use of the data provided on this page.

# Race Results

January 05, 2014, Race 2, MDN-SW, Distance 1200m, Elwick Course Proper - Offset 2m

Result	TAB no.	Horse (Barrier)	1200 to	1000m to	800m to	600m to	400m to	200m to	Total or	Margin
6th	4	<b>Rokeby Lad (8)</b>	<b>1000m</b>	<b>800m</b>	<b>600m</b>	<b>400m</b>	<b>200m</b>	<b>WP</b>	<b>Average</b>	
		Position in running (margin)	-	5(2.8)	5(3.0)	4(2.0)	4(2.4)	6(4.9)		5.50
		Sectional time (s)	15.19	11.20	11.79	12.28	12.41	12.56		
		Cumulative time (s)	75.42	60.23	49.03	37.24	24.96	12.56	1:15.42	
		Speed (m/s)	13.17	17.86	16.96	16.29	16.12	15.92	15.91	
		Stride length (m)	5.68	7.40	7.27	6.98	7.04	7.14	6.86	
		Stride duration (s)	0.420	0.414	0.428	0.428	0.437	0.448	0.431	
		Stride efficiency (%)	50.46	85.54	82.59	76.12	77.49	79.64	73.64	
		Stride count	35.20	27.03	27.51	28.66	28.40	28.01	174.81	



Note: Horizontal distance axis grid lines are 200m furlongs.

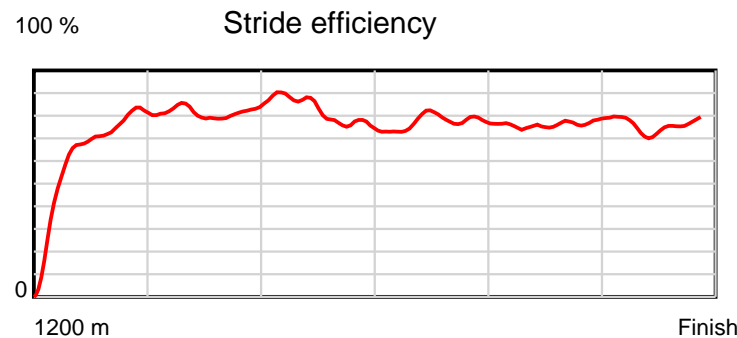
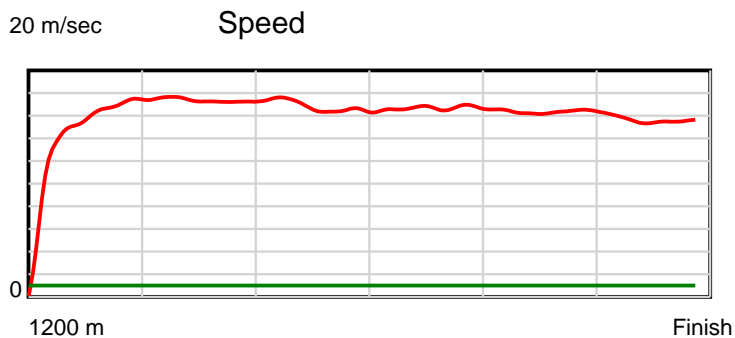
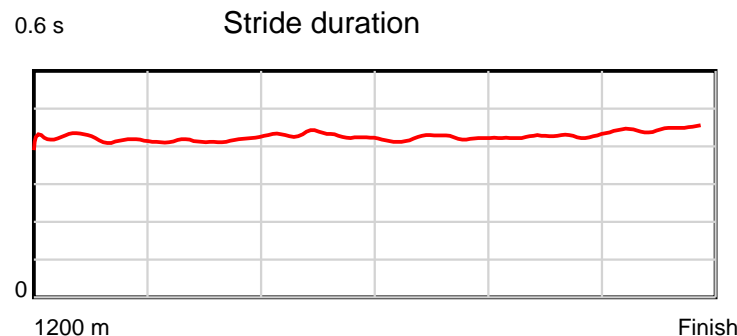
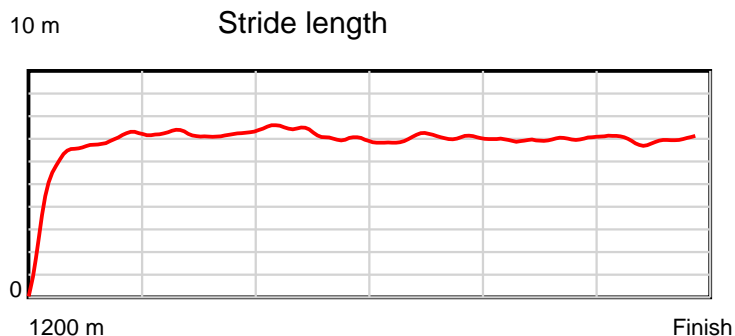
**Disclaimer.**

Tasracing Pty Ltd and Thoroughbred Ratings Pty Ltd accepts no responsibility for the completeness or accuracy of any of the information contained herein, and makes no representations about its suitability for any particular purpose. Users should make their own judgements about those matters and/or seek independent advice. You assume all risks associated with use of the data provided on this page.

# Race Results

January 05, 2014, Race 2, MDN-SW, Distance 1200m, Elwick Course Proper - Offset 2m

Result	TAB no.	Horse (Barrier)	1200 to	1000m to	800m to	600m to	400m to	200m to	Total or	Margin
7th	2	Hurricane Flye... (5)	1000m	800m	600m	400m	200m	WP	Average	
		Position in running (margin)	-	6(3.4)	6(3.6)	6(3.2)	5(3.5)	5(4.7)		5.90
		Sectional time (s)	15.30	11.20	11.90	12.26	12.19	12.64		
		Cumulative time (s)	75.49	60.19	48.99	37.09	24.83	12.64	1:15.48	
		Speed (m/s)	13.07	17.86	16.81	16.31	16.41	15.82	15.90	
		Stride length (m)	5.57	7.41	7.22	6.87	6.98	7.07	6.79	
		Stride duration (s)	0.415	0.415	0.430	0.421	0.426	0.447	0.427	
		Stride efficiency (%)	48.56	85.71	81.52	73.86	76.16	78.05	72.14	
		Stride count	35.88	27.00	27.69	29.09	28.65	28.30	176.61	



Note: Horizontal distance axis grid lines are 200m furlongs.

**Disclaimer.**

Tasracing Pty Ltd and Thoroughbred Ratings Pty Ltd accepts no responsibility for the completeness or accuracy of any of the information contained herein, and makes no representations about its suitability for any particular purpose. Users should make their own judgements about those matters and/or seek independent advice. You assume all risks associated with use of the data provided on this page.

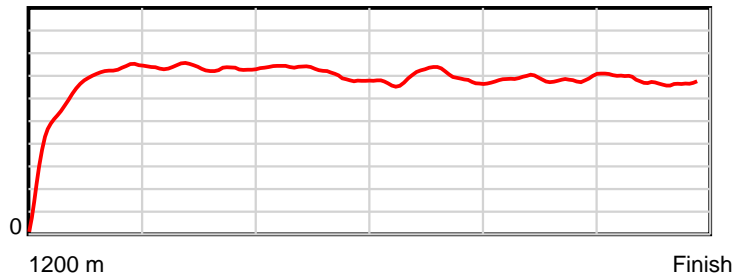


# Race Results

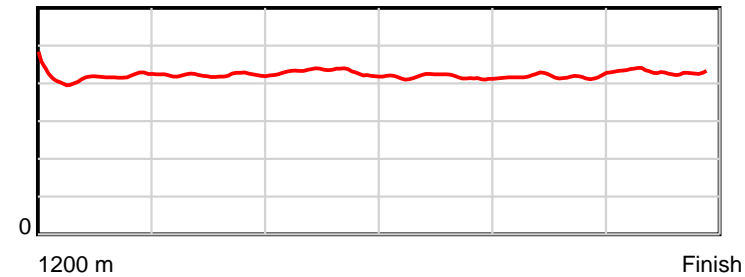
January 05, 2014, Race 2, MDN-SW, Distance 1200m, Elwick Course Proper - Offset 2m

Result	TAB no.	Horse (Barrier)	1200 to	1000m to	800m to	600m to	400m to	200m to	Total or	Margin
8th	9	Raspberry Flav... (2)	1000m	800m	600m	400m	200m	WP	Average	
		Position in running (margin)	-	9(5.2)	8(4.8)	8(4.2)	8(4.7)	9(6.5)		6.70
		Sectional time (s)	15.39	11.10	11.86	12.29	12.29	12.71		
		Cumulative time (s)	75.65	60.26	49.15	37.29	25.00	12.71	1:15.65	
		Speed (m/s)	13.00	18.02	16.86	16.27	16.27	15.74	15.86	
		Stride length (m)	5.61	7.59	7.26	6.77	6.80	6.76	6.74	
		Stride duration (s)	0.425	0.421	0.431	0.416	0.418	0.430	0.425	
		Stride efficiency (%)	49.17	90.04	82.33	71.60	72.19	71.43	70.93	
		Stride count	35.66	26.35	27.55	29.55	29.43	29.58	178.12	

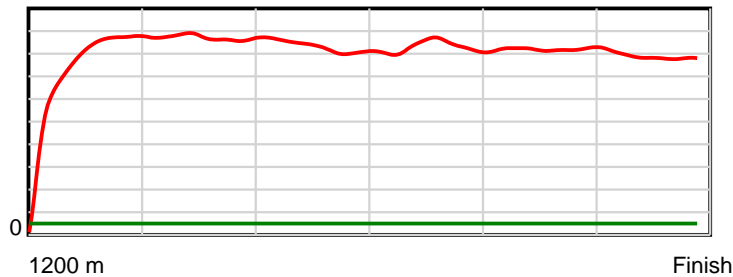
10 m Stride length



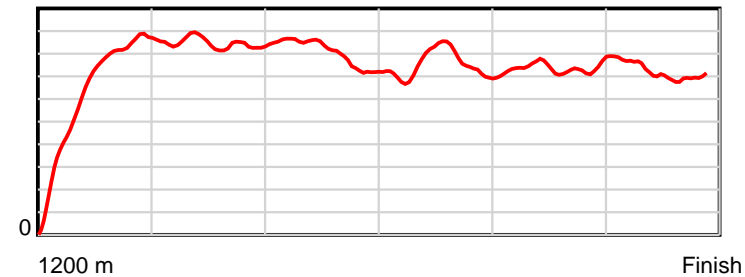
0.6 s Stride duration



20 m/sec Speed



100 % Stride efficiency



Note: Horizontal distance axis grid lines are 200m furlongs.

## Disclaimer.

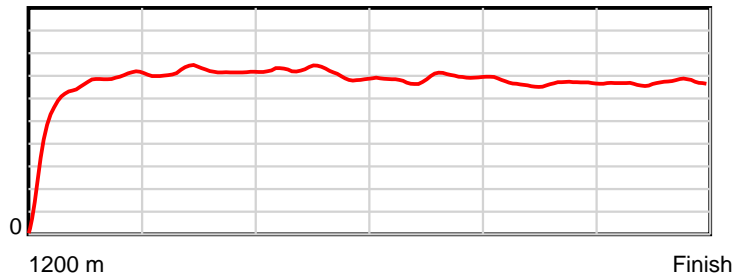
Tasracing Pty Ltd and Thoroughbred Ratings Pty Ltd accepts no responsibility for the completeness or accuracy of any of the information contained herein, and makes no representations about its suitability for any particular purpose. Users should make their own judgements about those matters and/or seek independent advice. You assume all risks associated with use of the data provided on this page.

# Race Results

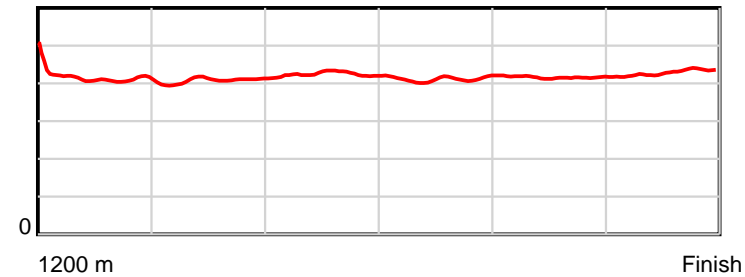
January 05, 2014, Race 2, MDN-SW, Distance 1200m, Elwick Course Proper - Offset 2m

Result	TAB no.	Horse (Barrier)	1200 to	1000m to	800m to	600m to	400m to	200m to	Total or	Margin
9th	6	Song of Gold (1)	1000m	800m	600m	400m	200m	WP	Average	
		Position in running (margin)	-	4(2.6)	4(2.8)	5(3.1)	6(3.7)	8(5.9)		7.50
		Sectional time (s)	15.24	11.20	12.01	12.32	12.35	12.68		
		Cumulative time (s)	75.80	60.56	49.35	37.35	25.03	12.68	1:15.79	
		Speed (m/s)	13.12	17.86	16.65	16.23	16.19	15.77	15.83	
		Stride length (m)	5.64	7.28	7.06	6.68	6.73	6.77	6.65	
		Stride duration (s)	0.417	0.407	0.424	0.411	0.416	0.429	0.420	
		Stride efficiency (%)	49.62	82.72	77.87	69.66	70.77	71.53	69.04	
		Stride count	35.49	27.49	28.33	29.95	29.72	29.56	180.54	

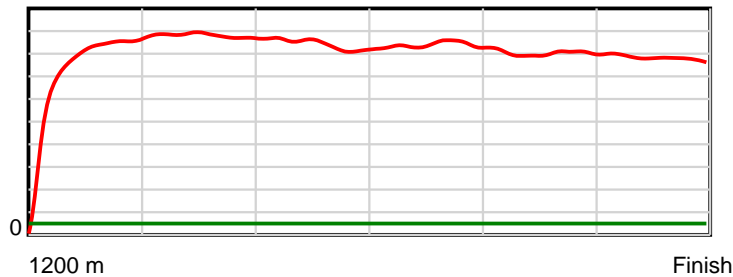
10 m Stride length



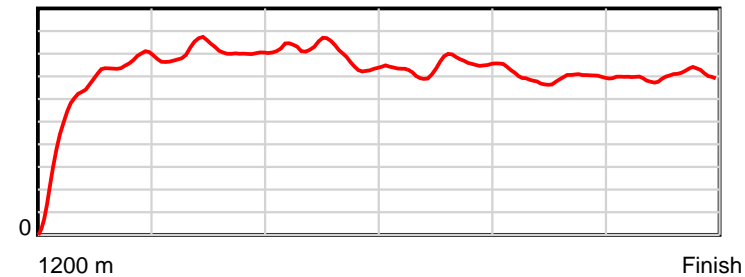
0.6 s Stride duration



20 m/sec Speed



100 % Stride efficiency



Note: Horizontal distance axis grid lines are 200m furlongs.

### Disclaimer.

Tasracing Pty Ltd and Thoroughbred Ratings Pty Ltd accepts no responsibility for the completeness or accuracy of any of the information contained herein, and makes no representations about its suitability for any particular purpose. Users should make their own judgements about those matters and/or seek independent advice. You assume all risks associated with use of the data provided on this page.