



Race Results

Tasmanian Racing Club, Hobart, January 05, 2014

Compilation date: January 6, 2014, 2:03:59 PM (EST)

Copyright © 2014 Tasracing Pty Ltd. All rights reserved.

Trademarks.

StrideMASTER is a registered trademark of Thoroughbred Ratings Pty Ltd.

Disclaimer.

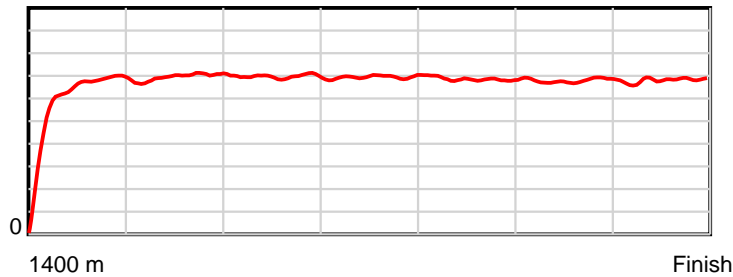
Tasracing Pty Ltd and Thoroughbred Ratings Pty Ltd accepts no responsibility for the completeness or accuracy of any of the information contained herein, and makes no representations about its suitability for any particular purpose. Users should make their own judgements about those matters and/or seek independent advice. You assume all risks associated with use of the data provided on this page.

Race Results

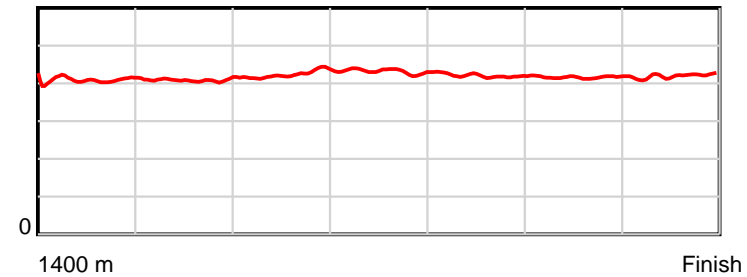
January 05, 2014, Race 3, MDN-SW, Distance 1400m, Elwick Course Proper - Offset 2m

Result	TAB no.	Horse (Barrier)	1400 to	1200m to	1000m to	800m to	600m to	400m to	200m to	Total or	Margin
1st	12	Summer Downs (10)	1200m	1000m	800m	600m	400m	200m	WP	Average	
		Position in running (margin)	-	5(1.1)	4(2.6)	4(2.4)	3(1.4)	5(1.8)	4(1.5)		0.00
		Sectional time (s)	15.52	11.57	12.17	12.42	12.38	12.29	12.16		
		Cumulative time (s)	88.52	73.00	61.42	49.25	36.83	24.45	12.16	1:28.51	
		Speed (m/s)	12.89	17.29	16.43	16.10	16.16	16.27	16.45	15.82	
		Stride length (m)	5.34	7.04	6.97	6.94	6.78	6.78	6.91	6.62	
		Stride duration (s)	0.409	0.407	0.424	0.431	0.420	0.416	0.420	0.419	
		Stride efficiency (%)	44.55	77.45	75.89	75.17	71.81	71.75	74.69	68.56	
		Stride count	37.46	28.41	28.70	28.84	29.50	29.52	28.93	211.36	

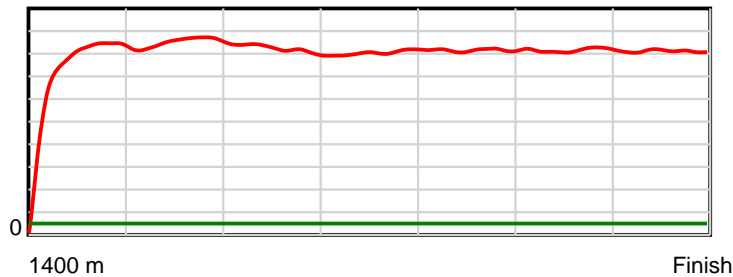
10 m Stride length



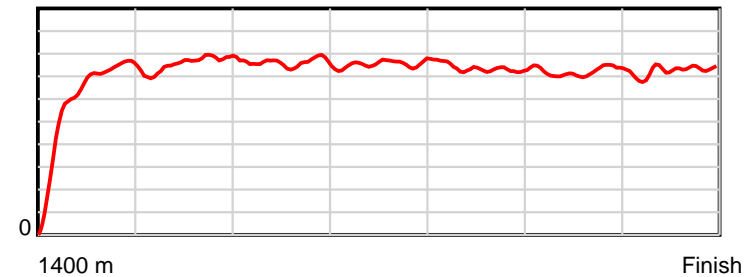
0.6 s Stride duration



20 m/sec Speed



100 % Stride efficiency



Note: Horizontal distance axis grid lines are 200m furlongs.

Disclaimer.

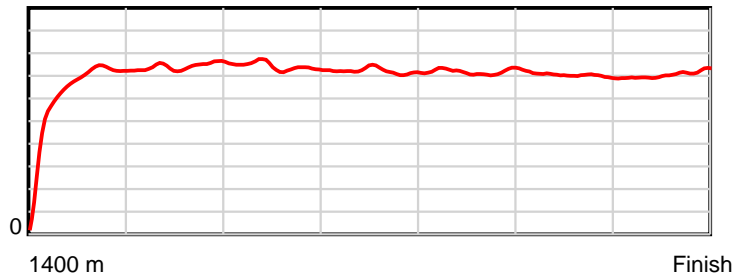
Tasracing Pty Ltd and Thoroughbred Ratings Pty Ltd accepts no responsibility for the completeness or accuracy of any of the information contained herein, and makes no representations about its suitability for any particular purpose. Users should make their own judgements about those matters and/or seek independent advice. You assume all risks associated with use of the data provided on this page.

Race Results

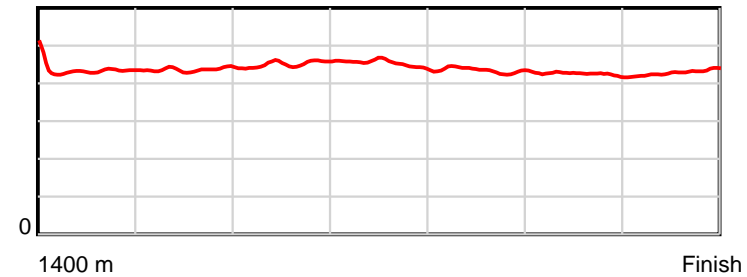
January 05, 2014, Race 3, MDN-SW, Distance 1400m, Elwick Course Proper - Offset 2m

Result	TAB no.	Horse (Barrier)	1400 to	1200m to	1000m to	800m to	600m to	400m to	200m to	Total or	Margin
2nd	14	Perplexing (1)	1200m	1000m	800m	600m	400m	200m	WP	Average	
		Position in running (margin)	-	6(1.5)	6(3.2)	6(3.2)	7(3.6)	6(3.1)	3(1.5)		0.20
		Sectional time (s)	15.72	11.61	12.20	12.66	12.23	12.06	12.08		
		Cumulative time (s)	88.56	72.84	61.23	49.03	36.37	24.15	12.08	1:28.56	
		Speed (m/s)	12.72	17.23	16.39	15.80	16.35	16.58	16.56	15.81	
		Stride length (m)	5.59	7.53	7.41	7.12	7.10	7.03	7.10	6.93	
		Stride duration (s)	0.431	0.437	0.452	0.451	0.434	0.424	0.429	0.438	
		Stride efficiency (%)	48.86	88.58	85.83	79.32	78.86	77.14	78.87	74.94	
		Stride count	35.77	26.56	26.99	28.07	28.15	28.47	28.15	202.16	

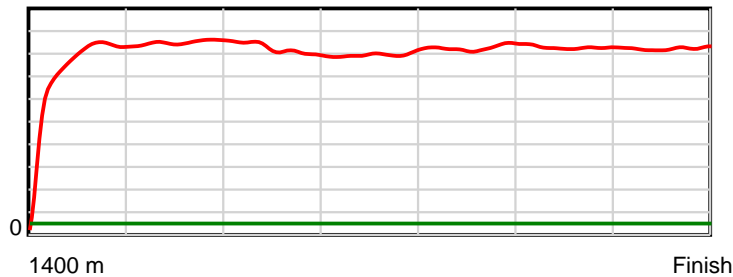
10 m Stride length



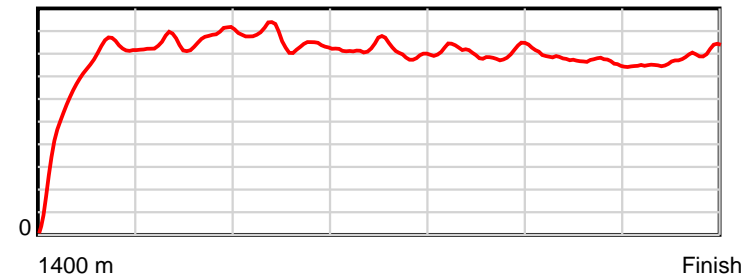
0.6 s Stride duration



20 m/sec Speed



100 % Stride efficiency



Note: Horizontal distance axis grid lines are 200m furlongs.

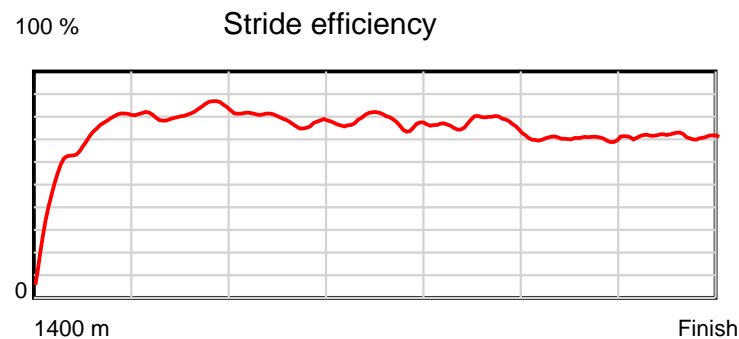
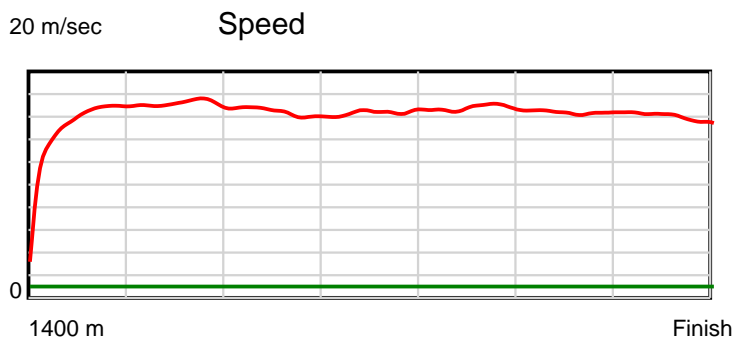
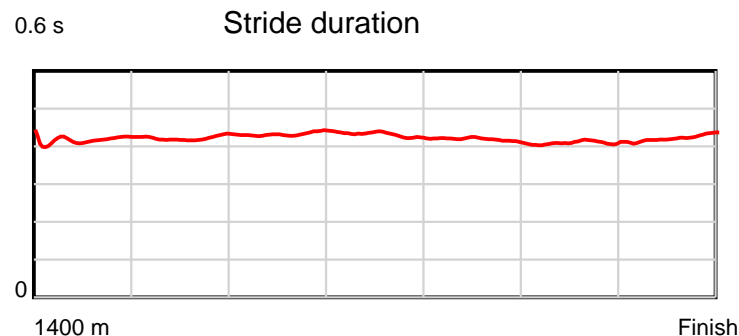
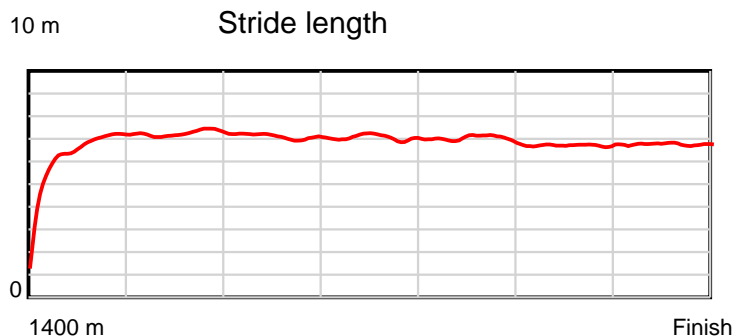
Disclaimer.

Tasracing Pty Ltd and Thoroughbred Ratings Pty Ltd accepts no responsibility for the completeness or accuracy of any of the information contained herein, and makes no representations about its suitability for any particular purpose. Users should make their own judgements about those matters and/or seek independent advice. You assume all risks associated with use of the data provided on this page.

Race Results

January 05, 2014, Race 3, MDN-SW, Distance 1400m, Elwick Course Proper - Offset 2m

Result	TAB no.	Horse (Barrier)	1400 to	1200m to	1000m to	800m to	600m to	400m to	200m to	Total or	Margin
3rd	7	Arapid Squaw (11)	1200m	1000m	800m	600m	400m	200m	WP	Average	
		Position in running (margin)	-	4(0.7)	5(3.1)	5(3.2)	4(1.7)	2(1.1)	1(0.0)		1.50
		Sectional time (s)	15.62	11.73	12.22	12.34	12.21	12.15	12.54		
		Cumulative time (s)	88.81	73.19	61.46	49.25	36.90	24.69	12.54	1:28.81	
		Speed (m/s)	12.81	17.05	16.37	16.21	16.38	16.46	15.95	15.76	
		Stride length (m)	5.44	7.20	7.09	6.96	6.83	6.75	6.74	6.67	
		Stride duration (s)	0.415	0.422	0.433	0.430	0.417	0.410	0.423	0.423	
		Stride efficiency (%)	46.24	81.04	78.57	75.80	72.84	71.13	71.07	69.42	
		Stride count	36.76	27.77	28.21	28.72	29.29	29.64	29.66	210.05	



Note: Horizontal distance axis grid lines are 200m furlongs.

Disclaimer.

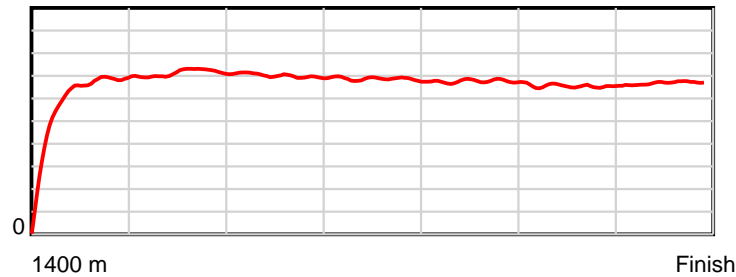
Tasracing Pty Ltd and Thoroughbred Ratings Pty Ltd accepts no responsibility for the completeness or accuracy of any of the information contained herein, and makes no representations about its suitability for any particular purpose. Users should make their own judgements about those matters and/or seek independent advice. You assume all risks associated with use of the data provided on this page.

Race Results

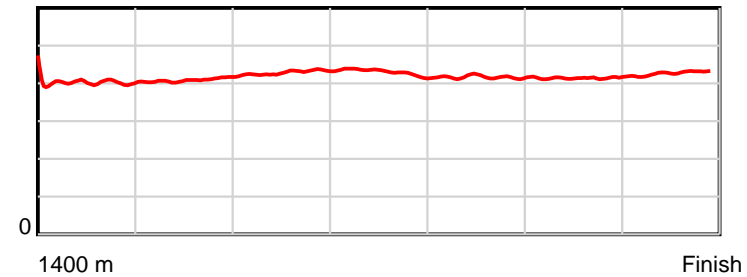
January 05, 2014, Race 3, MDN-SW, Distance 1400m, Elwick Course Proper - Offset 2m

Result	TAB no.	Horse (Barrier)	1400 to	1200m to	1000m to	800m to	600m to	400m to	200m to	Total or	Margin
4th	2	Kings View (6)	1200m	1000m	800m	600m	400m	200m	WP	Average	
		Position in running (margin)	-	2(0.2)	1(0.0)	1(0.0)	1(0.0)	1(0.0)	2(0.2)		2.00
		Sectional time (s)	15.52	11.30	12.20	12.60	12.31	12.37	12.61		
		Cumulative time (s)	88.90	73.38	62.08	49.88	37.29	24.98	12.61	1:28.90	
		Speed (m/s)	12.89	17.70	16.39	15.87	16.25	16.17	15.86	15.75	
		Stride length (m)	5.34	7.23	7.01	6.83	6.77	6.69	6.77	6.61	
		Stride duration (s)	0.403	0.409	0.428	0.430	0.416	0.414	0.427	0.419	
		Stride efficiency (%)	44.51	81.70	76.79	72.86	71.59	69.92	71.56	68.18	
		Stride count	37.47	27.66	28.53	29.29	29.55	29.90	29.55	211.95	

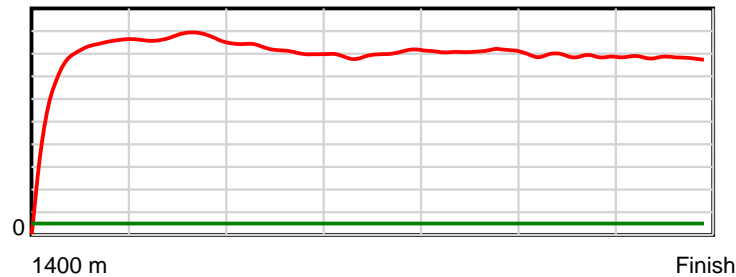
10 m Stride length



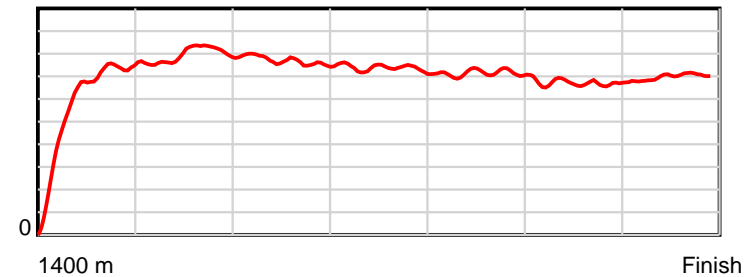
0.6 s Stride duration



20 m/sec Speed



100 % Stride efficiency



Note: Horizontal distance axis grid lines are 200m furlongs.

Disclaimer.

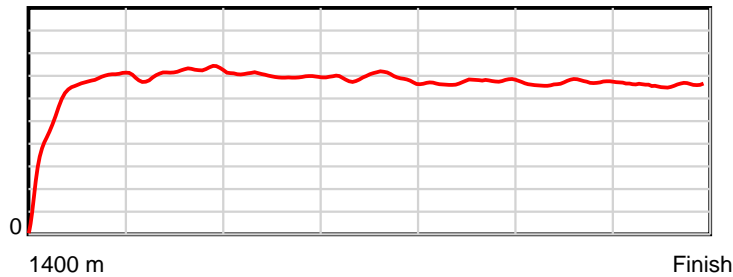
Tasracing Pty Ltd and Thoroughbred Ratings Pty Ltd accepts no responsibility for the completeness or accuracy of any of the information contained herein, and makes no representations about its suitability for any particular purpose. Users should make their own judgements about those matters and/or seek independent advice. You assume all risks associated with use of the data provided on this page.

Race Results

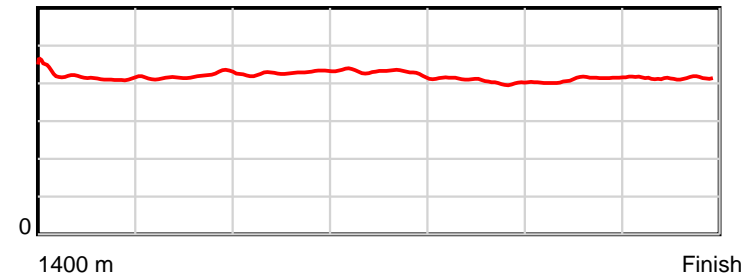
January 05, 2014, Race 3, MDN-SW, Distance 1400m, Elwick Course Proper - Offset 2m

Result	TAB no.	Horse (Barrier)	1400 to	1200m to	1000m to	800m to	600m to	400m to	200m to	Total or	Margin
5th	11	Ski Lago (9)	1200m	1000m	800m	600m	400m	200m	WP	Average	
		Position in running (margin)	-	12(4.5)	10(5.3)	10(5.3)	10(5.3)	10(4.7)	8(3.2)		3.00
		Sectional time (s)	16.14	11.47	12.19	12.60	12.21	12.08	12.40		
		Cumulative time (s)	89.09	72.95	61.48	49.29	36.69	24.48	12.40	1:29.09	
		Speed (m/s)	12.39	17.44	16.41	15.87	16.38	16.56	16.13	15.71	
		Stride length (m)	5.33	7.31	7.02	6.82	6.66	6.78	6.68	6.60	
		Stride duration (s)	0.424	0.419	0.428	0.429	0.407	0.409	0.414	0.420	
		Stride efficiency (%)	44.37	83.44	76.96	72.64	69.32	71.83	69.73	68.02	
		Stride count	37.53	27.37	28.50	29.33	30.03	29.50	29.94	212.20	

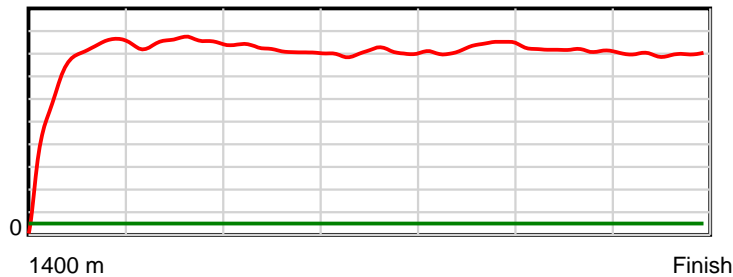
10 m Stride length



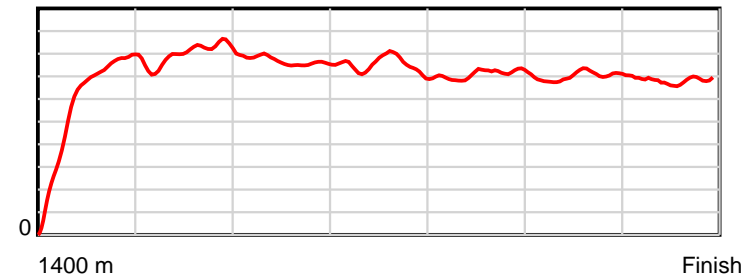
0.6 s Stride duration



20 m/sec Speed



100 % Stride efficiency



Note: Horizontal distance axis grid lines are 200m furlongs.

Disclaimer.

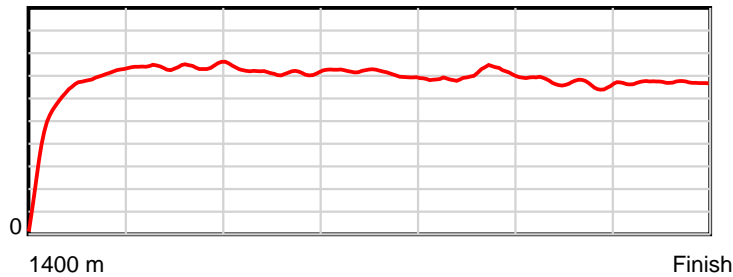
Tasracing Pty Ltd and Thoroughbred Ratings Pty Ltd accepts no responsibility for the completeness or accuracy of any of the information contained herein, and makes no representations about its suitability for any particular purpose. Users should make their own judgements about those matters and/or seek independent advice. You assume all risks associated with use of the data provided on this page.

Race Results

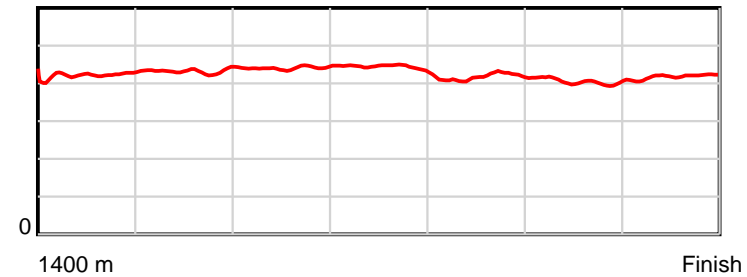
January 05, 2014, Race 3, MDN-SW, Distance 1400m, Elwick Course Proper - Offset 2m

Result	TAB no.	Horse (Barrier)	1400 to	1200m to	1000m to	800m to	600m to	400m to	200m to	Total or	Margin
6th	9	Lethal Rock (7)	1200m	1000m	800m	600m	400m	200m	WP	Average	
		Position in running (margin)	-	8(3.3)	8(4.4)	8(4.3)	11(6.0)	11(4.8)	9(3.2)		3.10
		Sectional time (s)	16.07	11.51	12.19	12.87	12.11	12.07	12.29		
		Cumulative time (s)	89.11	73.04	61.54	49.35	36.48	24.36	12.29	1:29.11	
		Speed (m/s)	12.44	17.38	16.41	15.54	16.52	16.57	16.27	15.71	
		Stride length (m)	5.37	7.51	7.22	6.89	6.85	6.70	6.78	6.69	
		Stride duration (s)	0.420	0.432	0.440	0.443	0.415	0.404	0.417	0.426	
		Stride efficiency (%)	45.07	88.04	81.56	74.16	73.35	70.12	71.85	70.02	
		Stride count	37.24	26.65	27.68	29.03	29.19	29.86	29.50	209.15	

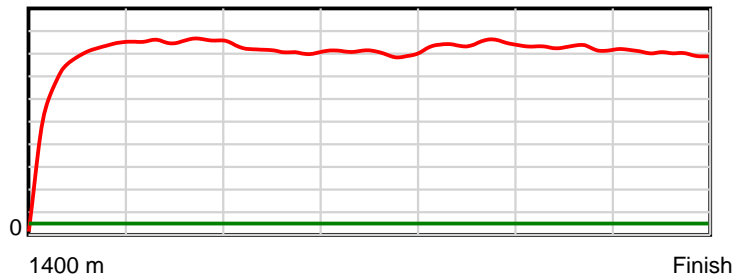
10 m Stride length



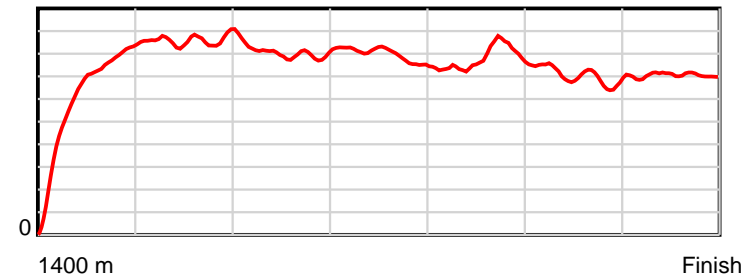
0.6 s Stride duration



20 m/sec Speed



100 % Stride efficiency



Note: Horizontal distance axis grid lines are 200m furlongs.

Disclaimer.

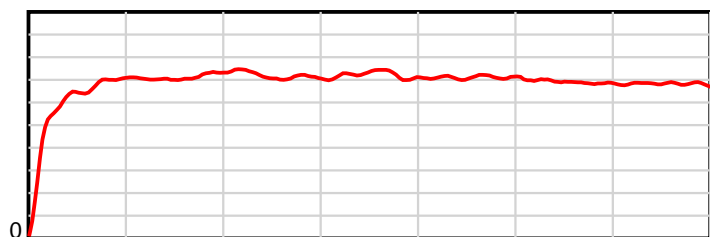
Tasracing Pty Ltd and Thoroughbred Ratings Pty Ltd accepts no responsibility for the completeness or accuracy of any of the information contained herein, and makes no representations about its suitability for any particular purpose. Users should make their own judgements about those matters and/or seek independent advice. You assume all risks associated with use of the data provided on this page.

Race Results

January 05, 2014, Race 3, MDN-SW, Distance 1400m, Elwick Course Proper - Offset 2m

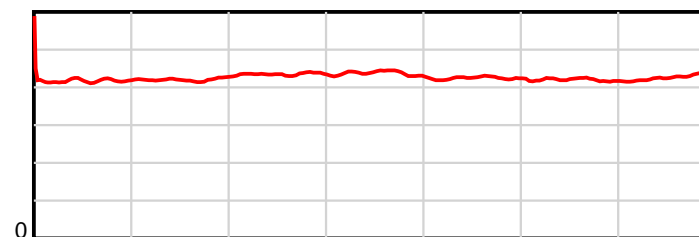
Result	TAB no.	Horse (Barrier)	1400 to	1200m to	1000m to	800m to	600m to	400m to	200m to	Total or	Margin
7th	6	Mikaylas Raide... (13)	1200m	1000m	800m	600m	400m	200m	WP	Average	
		Position in running (margin)	-	11(4.0)	12(6.1)	11(5.3)	6(3.2)	7(3.4)	7(3.1)		3.50
		Sectional time (s)	16.11	11.68	12.06	12.24	12.35	12.29	12.45		
		Cumulative time (s)	89.19	73.08	61.40	49.34	37.10	24.75	12.45	1:29.19	
		Speed (m/s)	12.42	17.12	16.58	16.34	16.19	16.27	16.06	15.70	
		Stride length (m)	5.38	7.18	7.21	7.13	6.84	6.82	6.89	6.72	
		Stride duration (s)	0.424	0.419	0.435	0.436	0.423	0.419	0.429	0.428	
		Stride efficiency (%)	45.24	80.52	81.24	79.43	73.15	72.66	74.26	70.53	
		Stride count	37.17	27.86	27.74	28.05	29.23	29.33	29.01	208.39	

10 m Stride length



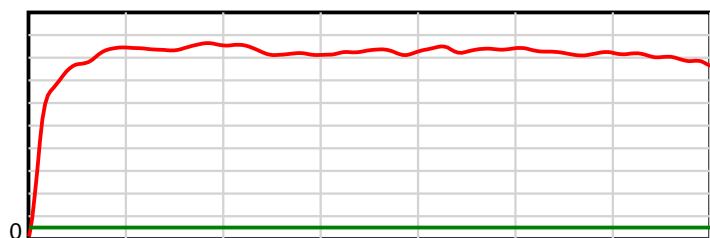
1400 m Finish

0.6 s Stride duration



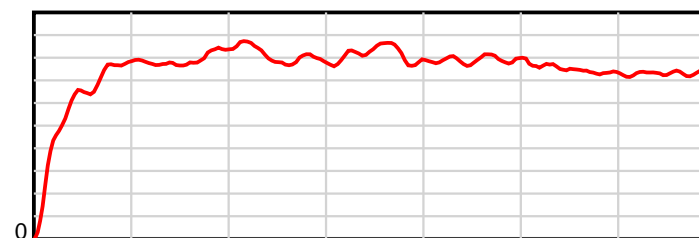
1400 m Finish

20 m/sec Speed



1400 m Finish

100 % Stride efficiency



1400 m Finish

Note: Horizontal distance axis grid lines are 200m furlongs.

Disclaimer.

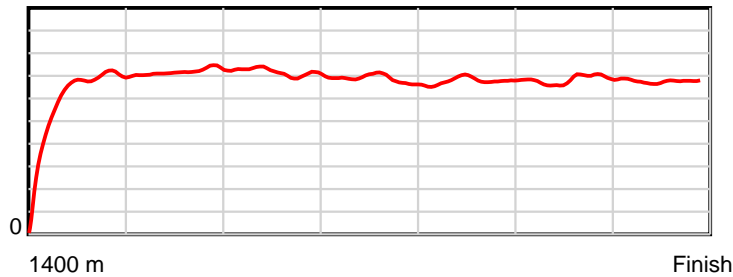
Tasracing Pty Ltd and Thoroughbred Ratings Pty Ltd accepts no responsibility for the completeness or accuracy of any of the information contained herein, and makes no representations about its suitability for any particular purpose. Users should make their own judgements about those matters and/or seek independent advice. You assume all risks associated with use of the data provided on this page.

Race Results

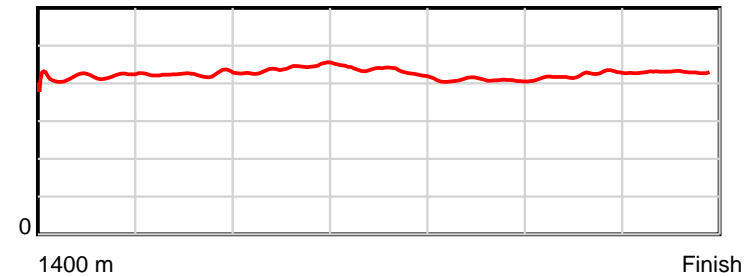
January 05, 2014, Race 3, MDN-SW, Distance 1400m, Elwick Course Proper - Offset 2m

Result	TAB no.	Horse (Barrier)	1400 to	1200m to	1000m to	800m to	600m to	400m to	200m to	Total or	Margin
8th	1	Khaki Warrior (2)	1200m	1000m	800m	600m	400m	200m	WP	Average	
		Position in running (margin)	-	9(3.4)	9(4.8)	9(4.4)	9(5.0)	8(3.4)	5(2.5)		3.70
		Sectional time (s)	16.00	11.57	12.13	12.69	12.05	12.18	12.60		
		Cumulative time (s)	89.23	73.23	61.65	49.52	36.83	24.78	12.60	1:29.23	
		Speed (m/s)	12.50	17.29	16.49	15.76	16.60	16.42	15.87	15.69	
		Stride length (m)	5.23	7.32	7.23	6.85	6.78	6.91	6.82	6.66	
		Stride duration (s)	0.405	0.424	0.439	0.435	0.409	0.421	0.430	0.425	
		Stride efficiency (%)	42.70	83.76	81.77	73.29	71.90	74.63	72.65	69.33	
		Stride count	38.26	27.32	27.65	29.20	29.48	28.94	29.33	210.18	

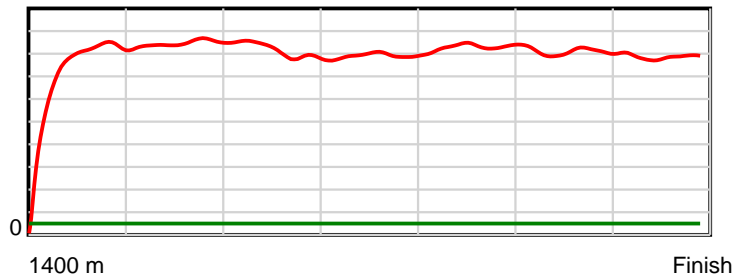
10 m Stride length



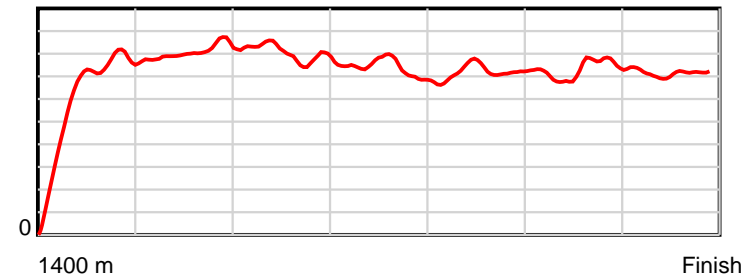
0.6 s Stride duration



20 m/sec Speed



100 % Stride efficiency



Note: Horizontal distance axis grid lines are 200m furlongs.

Disclaimer.

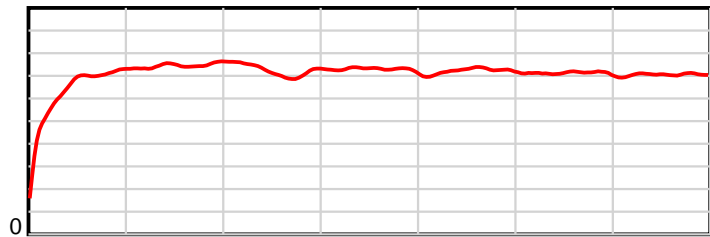
Tasracing Pty Ltd and Thoroughbred Ratings Pty Ltd accepts no responsibility for the completeness or accuracy of any of the information contained herein, and makes no representations about its suitability for any particular purpose. Users should make their own judgements about those matters and/or seek independent advice. You assume all risks associated with use of the data provided on this page.

Race Results

January 05, 2014, Race 3, MDN-SW, Distance 1400m, Elwick Course Proper - Offset 2m

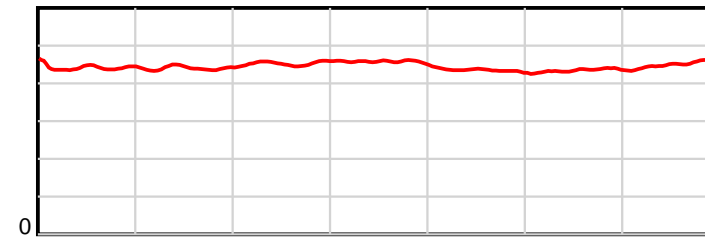
Result	TAB no.	Horse (Barrier)	1400 to	1200m to	1000m to	800m to	600m to	400m to	200m to	Total or	Margin
9th	3	Master Alfred (14)	1200m	1000m	800m	600m	400m	200m	WP	Average	
		Position in running (margin)	-	10(3.9)	11(5.9)	13(7.8)	12(7.5)	12(5.8)	12(5.3)		7.00
		Sectional time (s)	16.23	11.67	12.51	12.56	12.03	12.24	12.64		
		Cumulative time (s)	89.87	73.64	61.97	49.47	36.91	24.88	12.64	1:29.87	
		Speed (m/s)	12.32	17.14	15.99	15.92	16.63	16.34	15.82	15.58	
		Stride length (m)	5.55	7.53	7.26	7.27	7.20	7.10	7.16	6.95	
		Stride duration (s)	0.436	0.440	0.454	0.457	0.433	0.435	0.452	0.446	
		Stride efficiency (%)	48.10	88.68	82.37	82.63	81.09	78.72	80.11	75.42	
		Stride count	36.05	26.55	27.55	27.50	27.76	28.18	27.93	201.52	

10 m Stride length



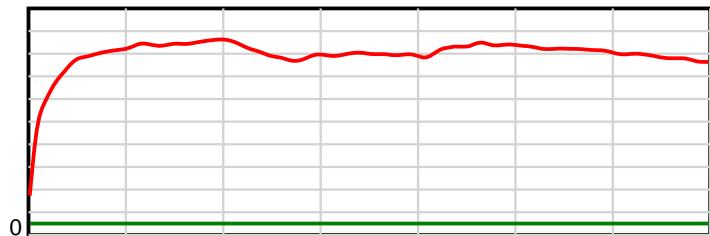
1400 m Finish

0.6 s Stride duration



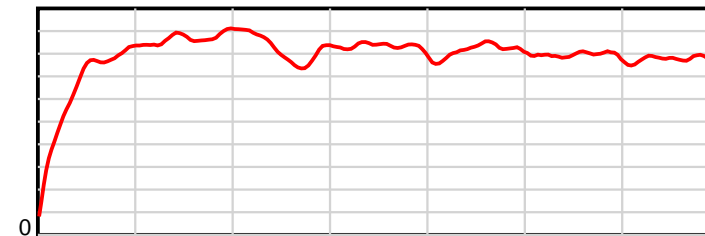
1400 m Finish

20 m/sec Speed



1400 m Finish

100 % Stride efficiency



1400 m Finish

Note: Horizontal distance axis grid lines are 200m furlongs.

Disclaimer.

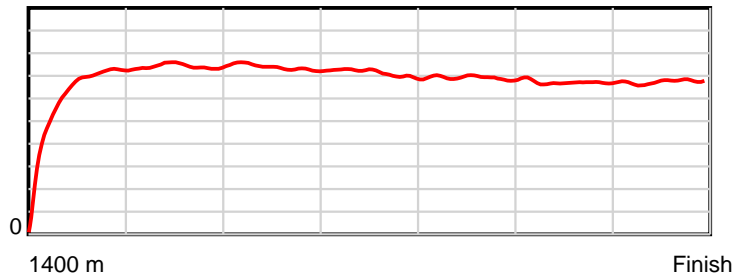
Tasracing Pty Ltd and Thoroughbred Ratings Pty Ltd accepts no responsibility for the completeness or accuracy of any of the information contained herein, and makes no representations about its suitability for any particular purpose. Users should make their own judgements about those matters and/or seek independent advice. You assume all risks associated with use of the data provided on this page.

Race Results

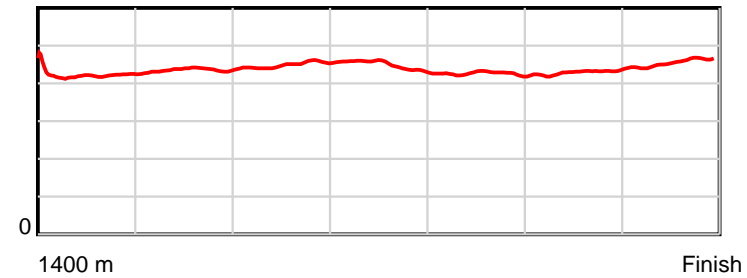
January 05, 2014, Race 3, MDN-SW, Distance 1400m, Elwick Course Proper - Offset 2m

Result	TAB no.	Horse (Barrier)	1400 to	1200m to	1000m to	800m to	600m to	400m to	200m to	Total or	Margin
10th	4	Talking French (4)	1200m	1000m	800m	600m	400m	200m	WP	Average	
		Position in running (margin)	-	1(0.0)	3(2.0)	2(1.6)	2(0.7)	3(1.6)	10(3.5)		9.50
		Sectional time (s)	15.67	11.66	12.14	12.45	12.46	12.65	13.34		
		Cumulative time (s)	90.36	74.69	63.03	50.90	38.44	25.99	13.34	1:30.36	
		Speed (m/s)	12.76	17.15	16.47	16.06	16.05	15.81	14.99	15.49	
		Stride length (m)	5.65	7.46	7.41	7.20	6.83	6.79	6.84	6.83	
		Stride duration (s)	0.424	0.435	0.450	0.448	0.425	0.430	0.456	0.441	
		Stride efficiency (%)	49.96	87.00	85.76	81.01	72.90	72.15	73.02	72.94	
		Stride count	35.37	26.80	27.00	27.78	29.28	29.43	29.26	204.92	

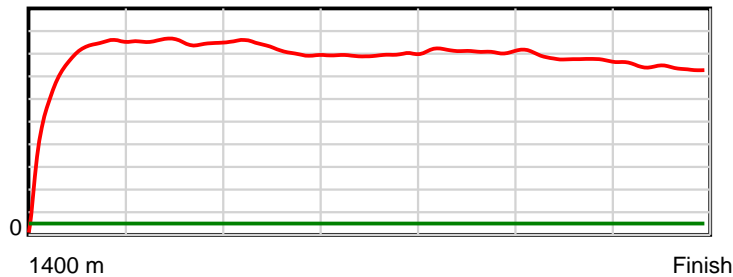
10 m Stride length



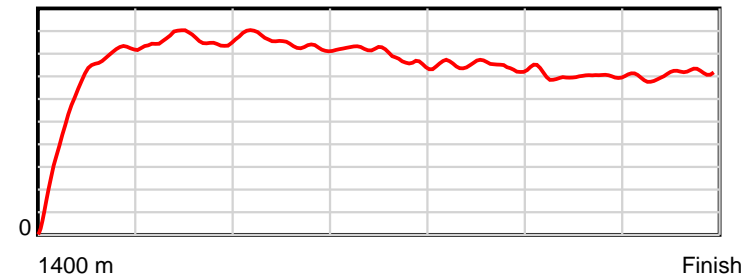
0.6 s Stride duration



20 m/sec Speed



100 % Stride efficiency



Note: Horizontal distance axis grid lines are 200m furlongs.

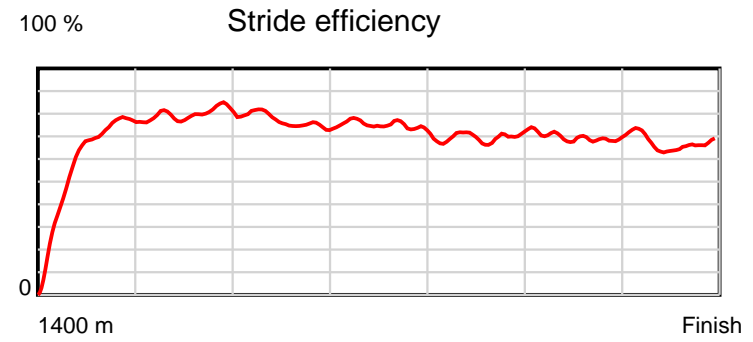
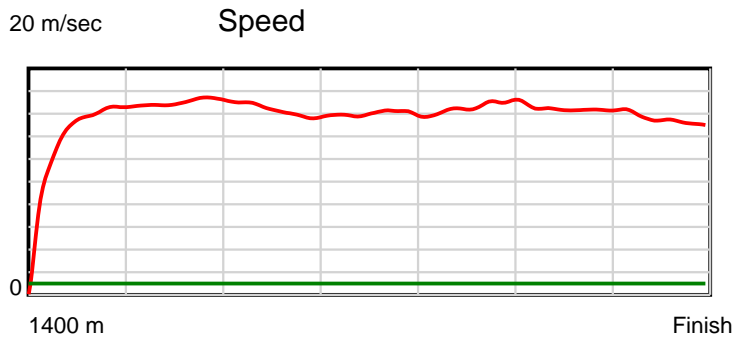
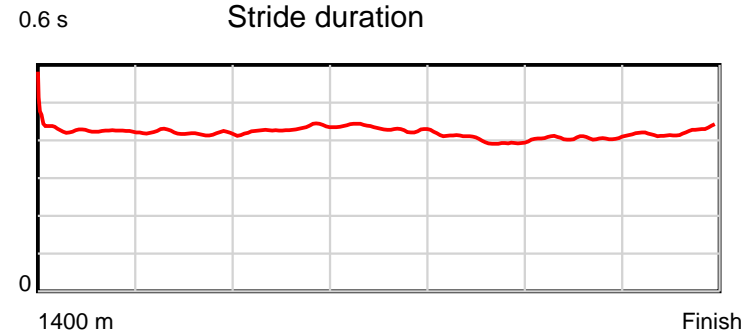
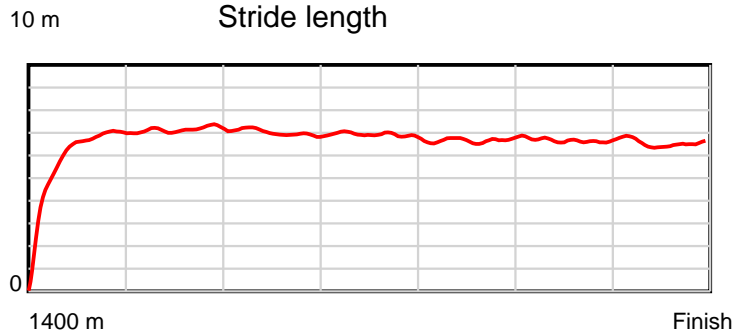
Disclaimer.

Tasracing Pty Ltd and Thoroughbred Ratings Pty Ltd accepts no responsibility for the completeness or accuracy of any of the information contained herein, and makes no representations about its suitability for any particular purpose. Users should make their own judgements about those matters and/or seek independent advice. You assume all risks associated with use of the data provided on this page.

Race Results

January 05, 2014, Race 3, MDN-SW, Distance 1400m, Elwick Course Proper - Offset 2m

Result	TAB no.	Horse (Barrier)	1400 to	1200m to	1000m to	800m to	600m to	400m to	200m to	Total or	Margin
11th	8	Lacey Blue (8)	1200m	1000m	800m	600m	400m	200m	WP	Average	
		Position in running (margin)	-	13(5.8)	13(6.7)	12(7.3)	13(7.5)	13(6.9)	11(5.1)		9.60
		Sectional time (s)	16.82	11.48	12.30	12.64	12.20	12.03	12.90		
		Cumulative time (s)	90.38	73.56	62.08	49.78	37.14	24.94	12.90	1:30.37	
		Speed (m/s)	11.89	17.42	16.26	15.82	16.39	16.63	15.50	15.49	
		Stride length (m)	5.38	7.30	7.00	6.84	6.58	6.73	6.56	6.57	
		Stride duration (s)	0.430	0.419	0.430	0.432	0.401	0.405	0.423	0.424	
		Stride efficiency (%)	45.24	83.18	76.47	73.11	67.58	70.81	67.28	67.50	
		Stride count	37.17	27.41	28.59	29.24	30.41	29.71	30.48	213.01	



Note: Horizontal distance axis grid lines are 200m furlongs.

Disclaimer.

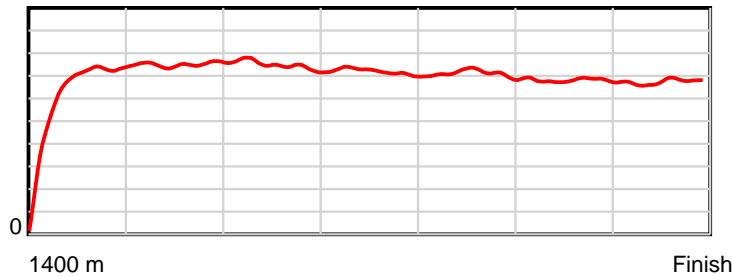
Tasracing Pty Ltd and Thoroughbred Ratings Pty Ltd accepts no responsibility for the completeness or accuracy of any of the information contained herein, and makes no representations about its suitability for any particular purpose. Users should make their own judgements about those matters and/or seek independent advice. You assume all risks associated with use of the data provided on this page.

Race Results

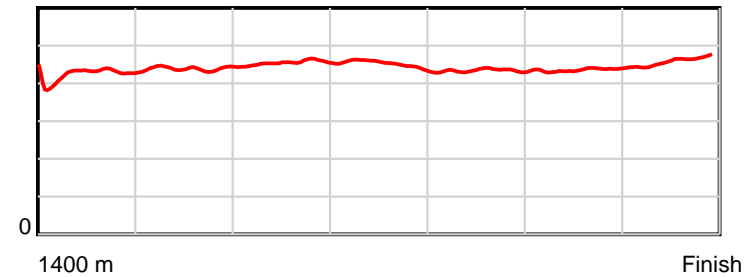
January 05, 2014, Race 3, MDN-SW, Distance 1400m, Elwick Course Proper - Offset 2m

Result	TAB no.	Horse (Barrier)	1400 to	1200m to	1000m to	800m to	600m to	400m to	200m to	Total or	Margin
12th	5	Justamenace (3)	1200m	1000m	800m	600m	400m	200m	WP	Average	
		Position in running (margin)	-	3(0.2)	2(1.2)	3(1.7)	5(1.7)	4(1.8)	6(3.1)		11.10
		Sectional time (s)	15.91	11.50	12.28	12.59	12.33	12.55	13.52		
		Cumulative time (s)	90.68	74.77	63.27	50.99	38.40	26.08	13.52	1:30.68	
		Speed (m/s)	12.57	17.39	16.29	15.89	16.22	15.94	14.79	15.44	
		Stride length (m)	5.52	7.64	7.40	7.16	7.03	6.94	6.81	6.86	
		Stride duration (s)	0.420	0.439	0.455	0.451	0.433	0.436	0.460	0.445	
		Stride efficiency (%)	47.58	91.22	85.68	80.22	77.28	75.27	72.47	73.62	
		Stride count	36.24	26.18	27.01	27.91	28.44	28.82	29.37	203.97	

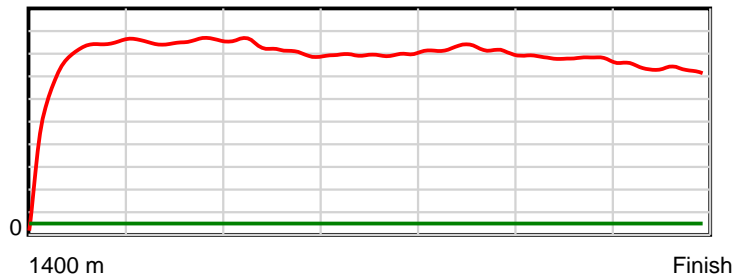
10 m Stride length



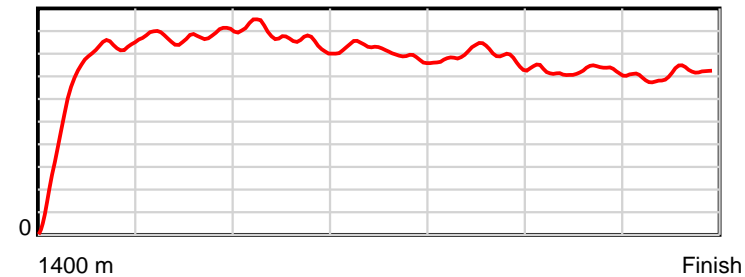
0.6 s Stride duration



20 m/sec Speed



100 % Stride efficiency



Note: Horizontal distance axis grid lines are 200m furlongs.

Disclaimer.

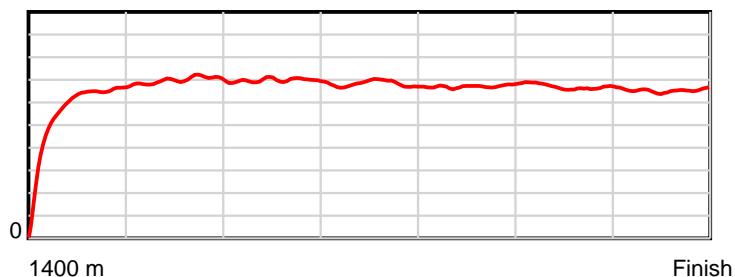
Tasracing Pty Ltd and Thoroughbred Ratings Pty Ltd accepts no responsibility for the completeness or accuracy of any of the information contained herein, and makes no representations about its suitability for any particular purpose. Users should make their own judgements about those matters and/or seek independent advice. You assume all risks associated with use of the data provided on this page.

Race Results

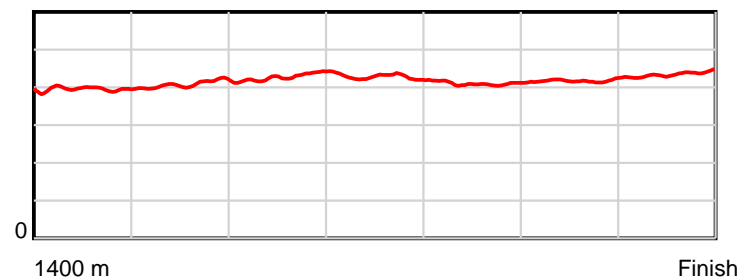
January 05, 2014, Race 3, MDN-SW, Distance 1400m, Elwick Course Proper - Offset 2m

Result	TAB no.	Horse (Barrier)	1400 to	1200m to	1000m to	800m to	600m to	400m to	200m to	Total or	Margin
13th	10	My Nett (5)	1200m	1000m	800m	600m	400m	200m	WP	Average	
		Position in running (margin)	-	7(1.9)	7(3.5)	7(4.0)	8(4.3)	9(4.5)	13(5.5)		11.30
		Sectional time (s)	16.14	11.59	12.28	12.64	12.35	12.50	13.22		
		Cumulative time (s)	90.72	74.58	62.99	50.71	38.07	25.72	13.22	1:30.72	
		Speed (m/s)	12.39	17.26	16.29	15.82	16.19	16.00	15.13	15.43	
		Stride length (m)	5.10	7.04	6.98	6.76	6.63	6.68	6.59	6.47	
		Stride duration (s)	0.393	0.408	0.429	0.427	0.409	0.417	0.435	0.419	
		Stride efficiency (%)	40.61	77.37	76.24	71.31	68.64	69.64	67.77	65.40	
		Stride count	39.23	28.42	28.63	29.61	30.18	29.96	30.37	216.40	

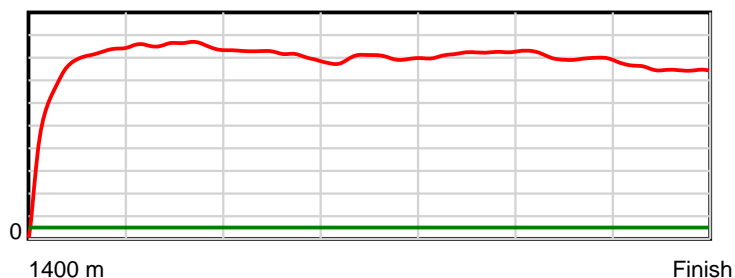
10 m Stride length



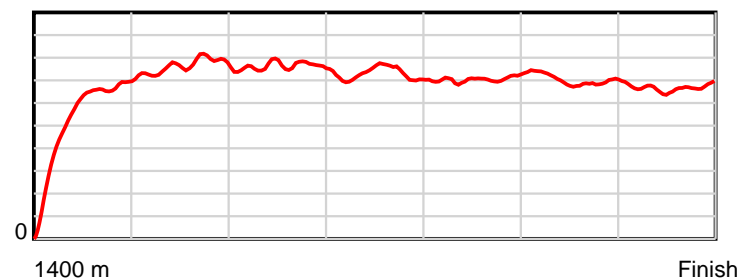
0.6 s Stride duration



20 m/sec Speed



100 % Stride efficiency



Note: Horizontal distance axis grid lines are 200m furlongs.

Disclaimer.

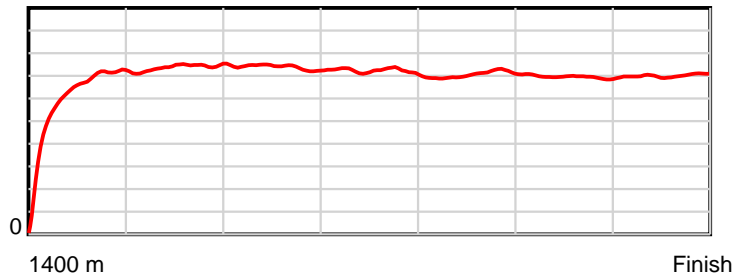
Tasracing Pty Ltd and Thoroughbred Ratings Pty Ltd accepts no responsibility for the completeness or accuracy of any of the information contained herein, and makes no representations about its suitability for any particular purpose. Users should make their own judgements about those matters and/or seek independent advice. You assume all risks associated with use of the data provided on this page.

Race Results

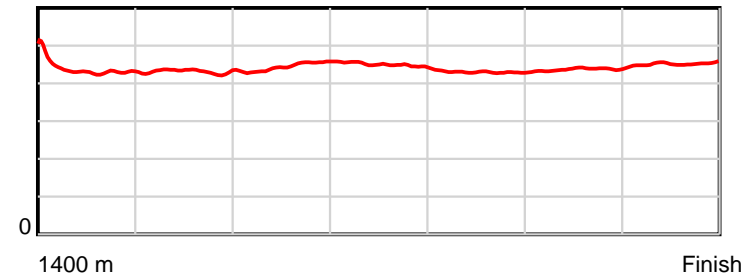
January 05, 2014, Race 3, MDN-SW, Distance 1400m, Elwick Course Proper - Offset 2m

Result	TAB no.	Horse (Barrier)	1400 to	1200m to	1000m to	800m to	600m to	400m to	200m to	Total or	Margin
14th	13	Flashy's Girl (12)	1200m	1000m	800m	600m	400m	200m	WP	Average	
		Position in running (margin)	-	14(7.1)	14(8.4)	14(7.8)	14(7.7)	14(7.6)	14(9.1)		13.30
		Sectional time (s)	17.20	11.55	12.10	12.57	12.30	12.58	12.82		
		Cumulative time (s)	91.12	73.92	62.37	50.26	37.70	25.39	12.82	1:31.12	
		Speed (m/s)	11.63	17.32	16.53	15.91	16.26	15.90	15.60	15.36	
		Stride length (m)	5.46	7.48	7.36	7.12	6.99	6.96	7.07	6.85	
		Stride duration (s)	0.442	0.432	0.446	0.448	0.430	0.437	0.453	0.446	
		Stride efficiency (%)	46.62	87.33	84.71	79.32	76.26	75.61	78.10	73.40	
		Stride count	36.62	26.75	27.16	28.07	28.63	28.75	28.29	204.27	

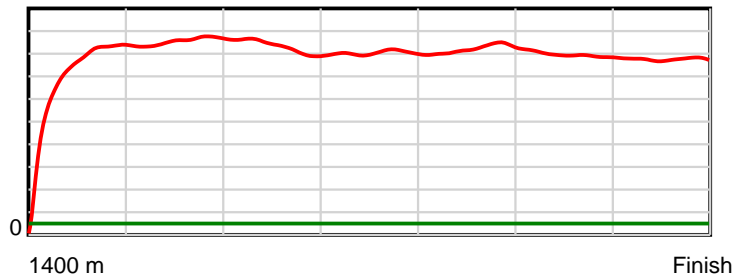
10 m Stride length



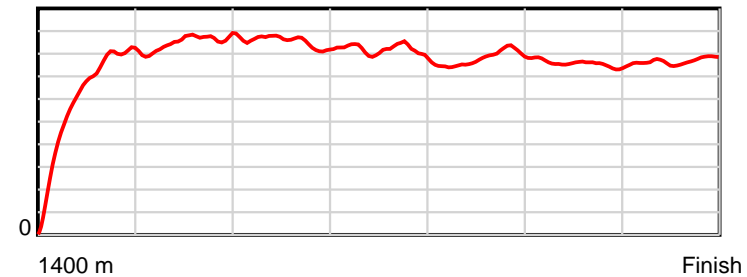
0.6 s Stride duration



20 m/sec Speed



100 % Stride efficiency



Note: Horizontal distance axis grid lines are 200m furlongs.

Disclaimer.

Tasracing Pty Ltd and Thoroughbred Ratings Pty Ltd accepts no responsibility for the completeness or accuracy of any of the information contained herein, and makes no representations about its suitability for any particular purpose. Users should make their own judgements about those matters and/or seek independent advice. You assume all risks associated with use of the data provided on this page.