



Race Results

Tasmanian Racing Club, Hobart, January 05, 2014

Compilation date: January 6, 2014, 2:04:55 PM (EST)

Copyright © 2014 Tasracing Pty Ltd. All rights reserved.

Trademarks.

StrideMASTER is a registered trademark of Thoroughbred Ratings Pty Ltd.

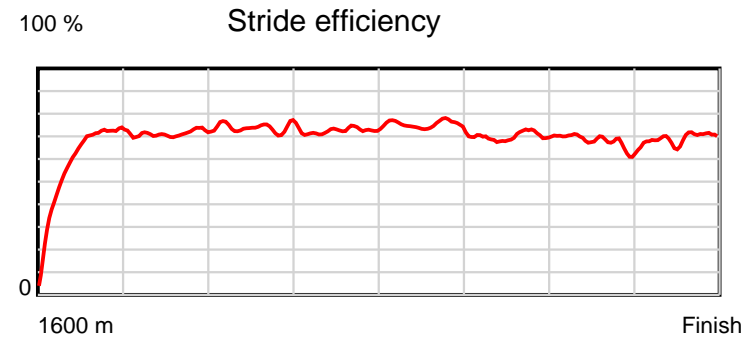
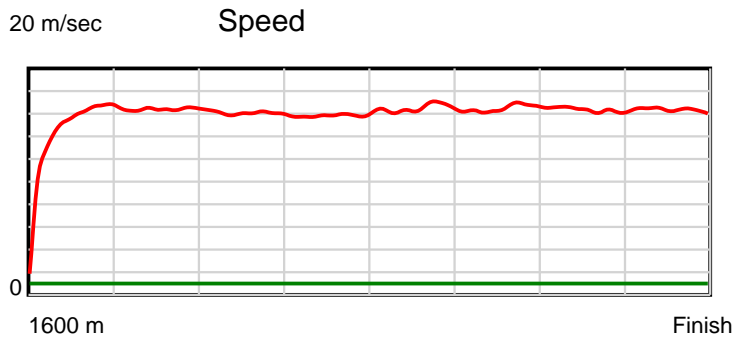
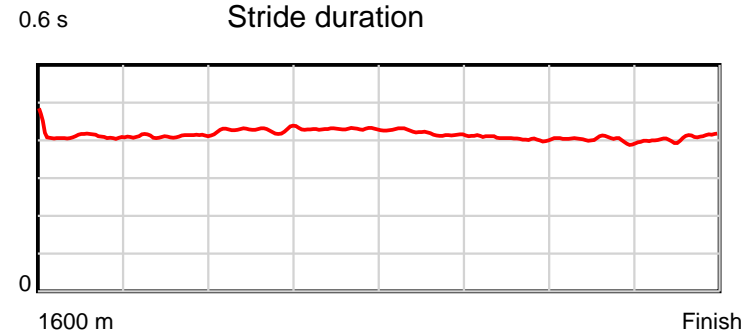
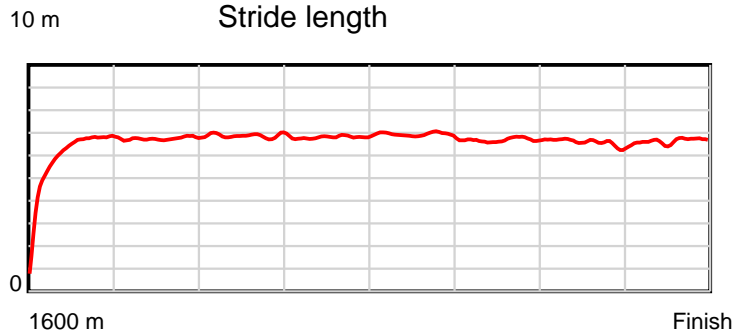
Disclaimer.

Tasracing Pty Ltd and Thoroughbred Ratings Pty Ltd accepts no responsibility for the completeness or accuracy of any of the information contained herein, and makes no representations about its suitability for any particular purpose. Users should make their own judgements about those matters and/or seek independent advice. You assume all risks associated with use of the data provided on this page.

Race Results

January 05, 2014, Race 4, MDN/CL1-SW, Distance 1600m, Elwick Course Proper - Offset 2m

Result	TAB no.	Horse (Barrier)	1600 to	1400m to	1200m to	1000m to	800m to	600m to	400m to	200m to	Total or	Margin
1st	4	Acacia Bloom (3)	1400m	1200m	1000m	800m	600m	400m	200m	WP	Average	
		Position in running (margin)	-	4(2.3)	5(2.7)	5(3.0)	7(3.5)	8(2.6)	6(1.9)	4(2.0)		0.00
		Sectional time (s)	15.66	12.24	12.52	12.67	12.25	12.18	12.12	12.07		
		Cumulative time (s)	101.71	86.05	73.81	61.29	48.62	36.38	24.20	12.07	1:41.70	
		Speed (m/s)	12.77	16.34	15.97	15.79	16.33	16.42	16.50	16.57	15.73	
		Stride length (m)	5.36	6.71	6.85	6.78	6.84	6.65	6.62	6.72	6.53	
		Stride duration (s)	0.410	0.411	0.429	0.429	0.419	0.405	0.401	0.406	0.415	
		Stride efficiency (%)	44.95	70.40	73.34	71.81	73.04	69.09	68.41	70.58	66.59	
		Stride count	37.29	29.80	29.19	29.50	29.25	30.08	30.23	29.76	245.10	



Note: Horizontal distance axis grid lines are 200m furlongs.

Disclaimer.

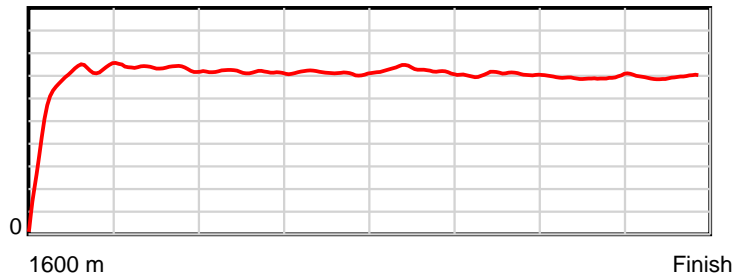
Tasracing Pty Ltd and Thoroughbred Ratings Pty Ltd accepts no responsibility for the completeness or accuracy of any of the information contained herein, and makes no representations about its suitability for any particular purpose. Users should make their own judgements about those matters and/or seek independent advice. You assume all risks associated with use of the data provided on this page.

Race Results

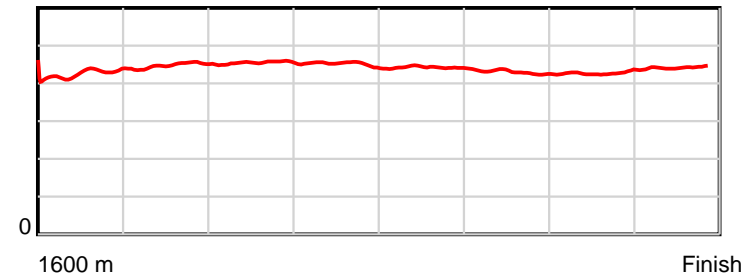
January 05, 2014, Race 4, MDN/CL1-SW, Distance 1600m, Elwick Course Proper - Offset 2m

Result	TAB no.	Horse (Barrier)	1600 to	1400m to	1200m to	1000m to	800m to	600m to	400m to	200m to	Total or	Margin
2nd	6	Chi Gong (5)	1400m	1200m	1000m	800m	600m	400m	200m	WP	Average	
		Position in running (margin)	-	2(1.4)	1(0.0)	1(0.0)	1(0.0)	2(0.1)	1(0.0)	1(0.0)		1.50
		Sectional time (s)	15.58	11.94	12.47	12.59	12.41	12.28	12.12	12.62		
		Cumulative time (s)	102.00	86.42	74.48	62.01	49.43	37.02	24.74	12.62	1:42.00	
		Speed (m/s)	12.84	16.75	16.04	15.89	16.12	16.29	16.50	15.85	15.69	
		Stride length (m)	5.50	7.48	7.30	7.19	7.12	7.02	7.03	7.00	6.90	
		Stride duration (s)	0.424	0.446	0.455	0.452	0.441	0.431	0.426	0.442	0.440	
		Stride efficiency (%)	47.33	87.48	83.21	80.72	79.12	76.98	77.27	76.59	74.38	
		Stride count	36.34	26.73	27.41	27.83	28.11	28.49	28.44	28.57	231.92	

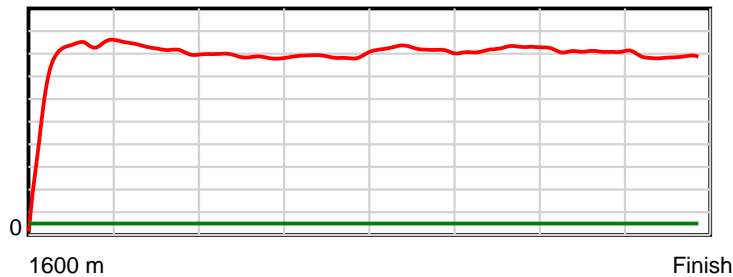
10 m Stride length



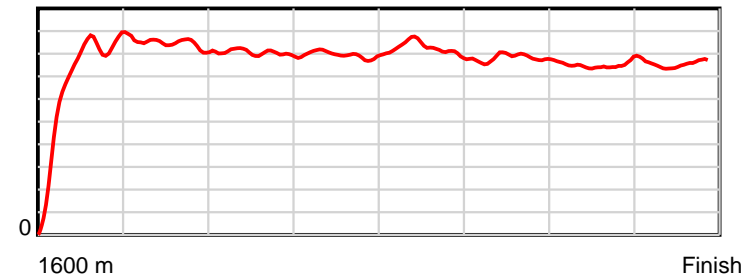
0.6 s Stride duration



20 m/sec Speed



100 % Stride efficiency



Note: Horizontal distance axis grid lines are 200m furlongs.

Disclaimer.

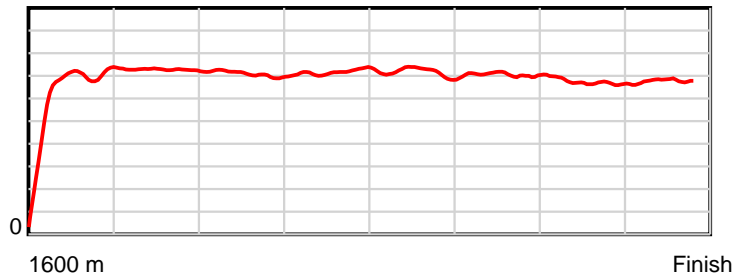
Tasracing Pty Ltd and Thoroughbred Ratings Pty Ltd accepts no responsibility for the completeness or accuracy of any of the information contained herein, and makes no representations about its suitability for any particular purpose. Users should make their own judgements about those matters and/or seek independent advice. You assume all risks associated with use of the data provided on this page.

Race Results

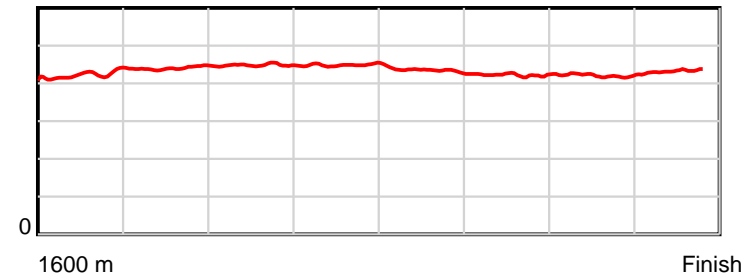
January 05, 2014, Race 4, MDN/CL1-SW, Distance 1600m, Elwick Course Proper - Offset 2m

Result	TAB no.	Horse (Barrier)	1600 to	1400m to	1200m to	1000m to	800m to	600m to	400m to	200m to	Total or	Margin
3rd	1	Da Ponte (1)	1400m	1200m	1000m	800m	600m	400m	200m	WP	Average	
		Position in running (margin)	-	3(2.0)	3(1.0)	2(0.7)	3(0.8)	3(0.5)	3(1.3)	2(1.8)		3.30
		Sectional time (s)	15.83	12.01	12.41	12.60	12.35	12.42	12.20	12.52		
		Cumulative time (s)	102.34	86.51	74.50	62.09	49.48	37.13	24.71	12.52	1:42.34	
		Speed (m/s)	12.63	16.65	16.12	15.87	16.19	16.10	16.39	15.97	15.63	
		Stride length (m)	5.42	7.31	7.22	7.10	7.11	6.78	6.91	6.88	6.79	
		Stride duration (s)	0.418	0.439	0.448	0.448	0.439	0.421	0.421	0.431	0.434	
		Stride efficiency (%)	45.96	83.61	81.55	78.83	78.99	71.81	74.57	74.07	72.01	
		Stride count	36.88	27.34	27.69	28.16	28.13	29.50	28.95	29.05	235.70	

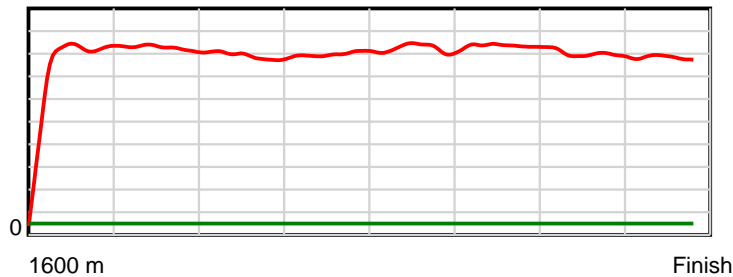
10 m Stride length



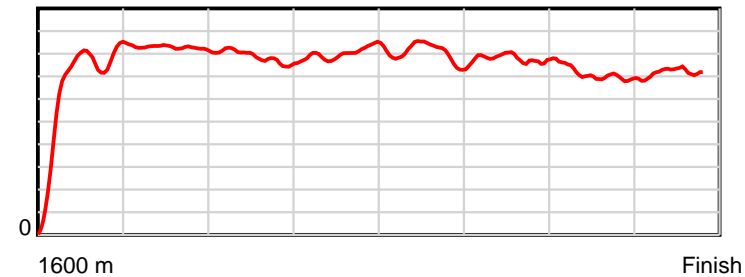
0.6 s Stride duration



20 m/sec Speed



100 % Stride efficiency



Note: Horizontal distance axis grid lines are 200m furlongs.

Disclaimer.

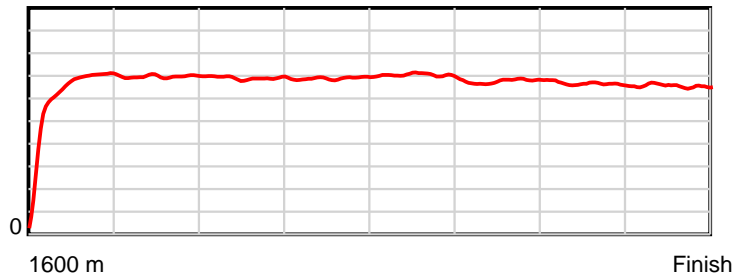
Tasracing Pty Ltd and Thoroughbred Ratings Pty Ltd accepts no responsibility for the completeness or accuracy of any of the information contained herein, and makes no representations about its suitability for any particular purpose. Users should make their own judgements about those matters and/or seek independent advice. You assume all risks associated with use of the data provided on this page.

Race Results

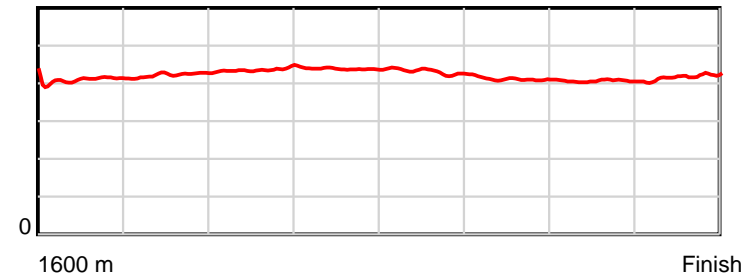
January 05, 2014, Race 4, MDN/CL1-SW, Distance 1600m, Elwick Course Proper - Offset 2m

Result	TAB no.	Horse (Barrier)	1600 to	1400m to	1200m to	1000m to	800m to	600m to	400m to	200m to	Total or	Margin
4th	7	Carnelian Crys... (7)	1400m	1200m	1000m	800m	600m	400m	200m	WP	Average	
		Position in running (margin)	-	1(0.0)	2(0.4)	3(1.1)	4(1.5)	5(1.3)	4(1.4)	3(1.9)		3.60
		Sectional time (s)	15.31	12.24	12.57	12.66	12.36	12.30	12.20	12.75		
		Cumulative time (s)	102.40	87.09	74.85	62.28	49.62	37.25	24.95	12.75	1:42.40	
		Speed (m/s)	13.06	16.34	15.91	15.80	16.18	16.26	16.39	15.69	15.62	
		Stride length (m)	5.39	6.91	6.94	6.92	6.97	6.67	6.66	6.54	6.58	
		Stride duration (s)	0.405	0.423	0.436	0.438	0.431	0.410	0.407	0.417	0.421	
		Stride efficiency (%)	45.37	74.64	75.31	74.89	76.02	69.50	69.41	66.84	67.74	
		Stride count	37.12	28.94	28.81	28.89	28.67	29.99	30.01	30.58	243.01	

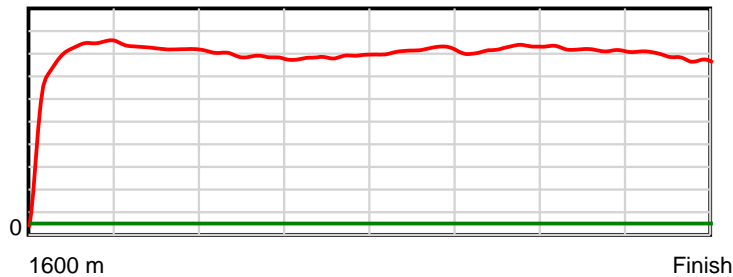
10 m Stride length



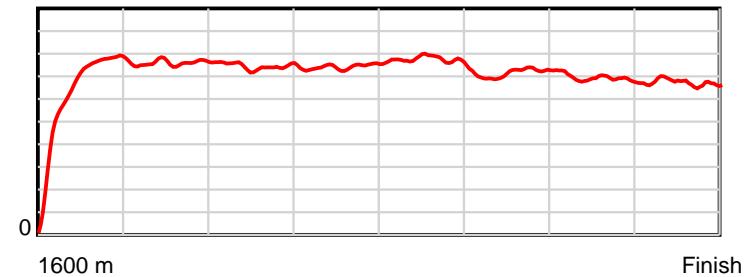
0.6 s Stride duration



20 m/sec Speed



100 % Stride efficiency



Note: Horizontal distance axis grid lines are 200m furlongs.

Disclaimer.

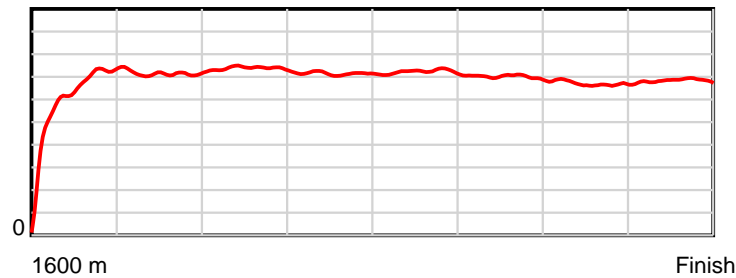
Tasracing Pty Ltd and Thoroughbred Ratings Pty Ltd accepts no responsibility for the completeness or accuracy of any of the information contained herein, and makes no representations about its suitability for any particular purpose. Users should make their own judgements about those matters and/or seek independent advice. You assume all risks associated with use of the data provided on this page.

Race Results

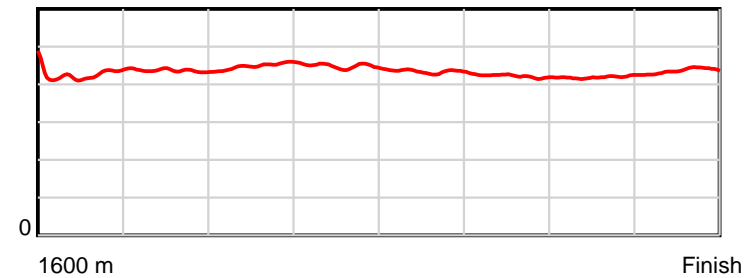
January 05, 2014, Race 4, MDN/CL1-SW, Distance 1600m, Elwick Course Proper - Offset 2m

Result	TAB no.	Horse (Barrier)	1600 to	1400m to	1200m to	1000m to	800m to	600m to	400m to	200m to	Total or	Margin
5th	2	Player One (8)	1400m	1200m	1000m	800m	600m	400m	200m	WP	Average	
		Position in running (margin)	-	6(3.9)	7(5.2)	6(3.1)	5(2.3)	4(0.8)	5(1.7)	6(3.3)		5.60
		Sectional time (s)	16.28	12.38	12.12	12.45	12.16	12.42	12.39	12.58		
		Cumulative time (s)	102.79	86.51	74.13	62.00	49.55	37.39	24.97	12.58	1:42.79	
		Speed (m/s)	12.29	16.16	16.50	16.06	16.45	16.10	16.14	15.90	15.57	
		Stride length (m)	5.58	7.04	7.43	7.18	7.13	6.78	6.77	6.93	6.81	
		Stride duration (s)	0.432	0.436	0.450	0.447	0.434	0.421	0.419	0.436	0.438	
		Stride efficiency (%)	48.68	77.55	86.20	80.64	79.55	71.83	71.66	74.98	72.49	
		Stride count	35.83	28.39	26.93	27.84	28.03	29.50	29.53	28.87	234.92	

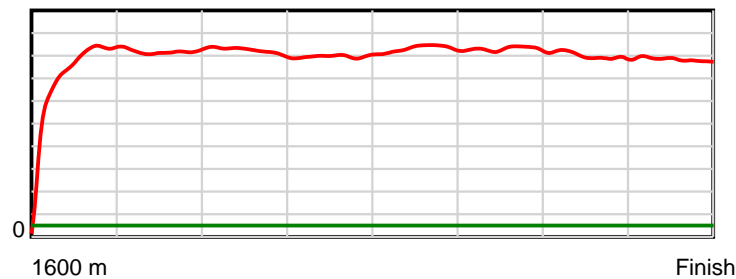
10 m Stride length



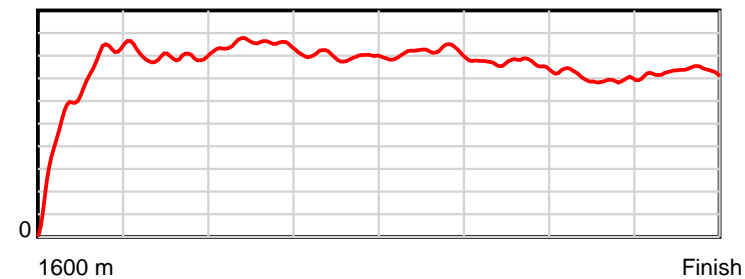
0.6 s Stride duration



20 m/sec Speed



100 % Stride efficiency



Note: Horizontal distance axis grid lines are 200m furlongs.

Disclaimer.

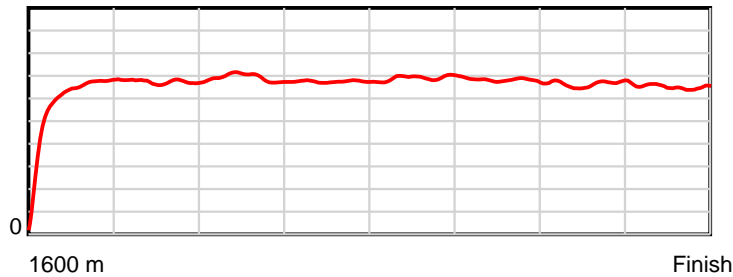
Tasracing Pty Ltd and Thoroughbred Ratings Pty Ltd accepts no responsibility for the completeness or accuracy of any of the information contained herein, and makes no representations about its suitability for any particular purpose. Users should make their own judgements about those matters and/or seek independent advice. You assume all risks associated with use of the data provided on this page.

Race Results

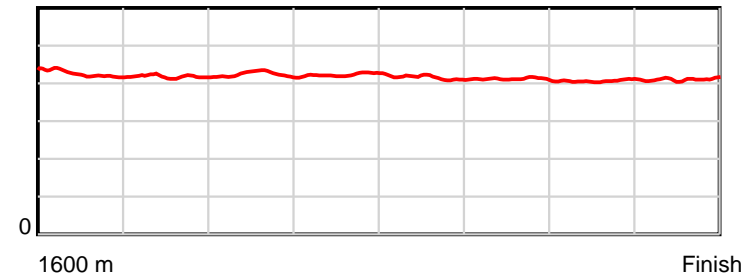
January 05, 2014, Race 4, MDN/CL1-SW, Distance 1600m, Elwick Course Proper - Offset 2m

Result	TAB no.	Horse (Barrier)	1600 to	1400m to	1200m to	1000m to	800m to	600m to	400m to	200m to	Total or	Margin
6th	11	Weekend Winner (2)	1400m	1200m	1000m	800m	600m	400m	200m	WP	Average	
		Position in running (margin)	-	9(5.5)	10(7.4)	10(6.0)	10(5.4)	10(3.8)	11(4.2)	9(4.7)		5.70
		Sectional time (s)	16.35	12.48	12.24	12.48	12.13	12.35	12.22	12.56		
		Cumulative time (s)	102.81	86.46	73.98	61.74	49.26	37.13	24.77	12.56	1:42.81	
		Speed (m/s)	12.23	16.03	16.34	16.03	16.49	16.19	16.37	15.92	15.56	
		Stride length (m)	5.37	6.69	6.93	6.79	6.84	6.66	6.66	6.53	6.52	
		Stride duration (s)	0.425	0.417	0.424	0.423	0.415	0.411	0.407	0.410	0.419	
		Stride efficiency (%)	45.07	69.97	74.99	71.96	73.07	69.21	69.31	66.72	66.42	
		Stride count	37.24	29.89	28.87	29.47	29.25	30.05	30.03	30.61	245.41	

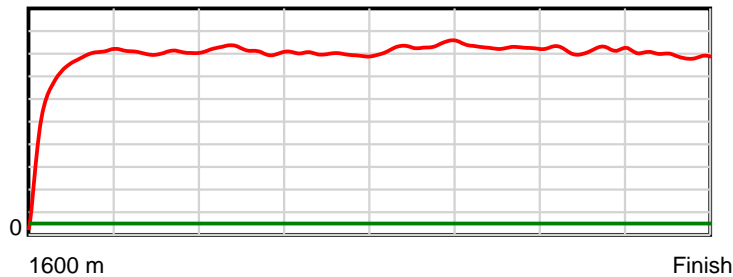
10 m Stride length



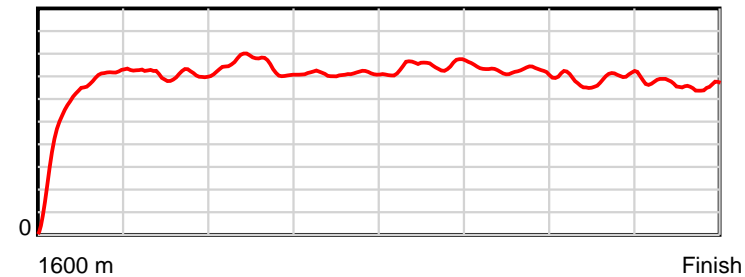
0.6 s Stride duration



20 m/sec Speed



100 % Stride efficiency



Note: Horizontal distance axis grid lines are 200m furlongs.

Disclaimer.

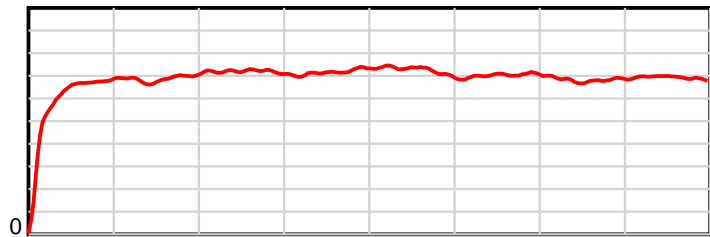
Tasracing Pty Ltd and Thoroughbred Ratings Pty Ltd accepts no responsibility for the completeness or accuracy of any of the information contained herein, and makes no representations about its suitability for any particular purpose. Users should make their own judgements about those matters and/or seek independent advice. You assume all risks associated with use of the data provided on this page.

Race Results

January 05, 2014, Race 4, MDN/CL1-SW, Distance 1600m, Elwick Course Proper - Offset 2m

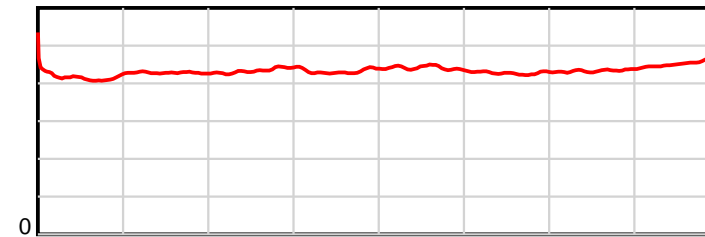
Result	TAB no.	Horse (Barrier)	1600 to	1400m to	1200m to	1000m to	800m to	600m to	400m to	200m to	Total or	Margin
7th	10	Our Mummy's Bo... (10)	1400m	1200m	1000m	800m	600m	400m	200m	WP	Average	
		Position in running (margin)	-	10(5.9)	9(7.3)	8(4.4)	2(0.6)	1(0.0)	2(0.7)	7(3.3)		6.50
		Sectional time (s)	16.46	12.41	11.99	11.95	12.30	12.40	12.56	12.90		
		Cumulative time (s)	102.96	86.50	74.10	62.11	50.15	37.86	25.46	12.90	1:42.95	
		Speed (m/s)	12.15	16.12	16.68	16.74	16.26	16.13	15.92	15.50	15.54	
		Stride length (m)	5.27	6.89	7.26	7.21	7.16	6.89	6.90	7.02	6.76	
		Stride duration (s)	0.419	0.428	0.435	0.431	0.440	0.427	0.433	0.453	0.435	
		Stride efficiency (%)	43.33	74.29	82.27	81.29	80.02	74.26	74.38	76.99	71.39	
		Stride count	37.98	29.01	27.56	27.73	27.95	29.01	28.99	28.49	236.72	

10 m Stride length



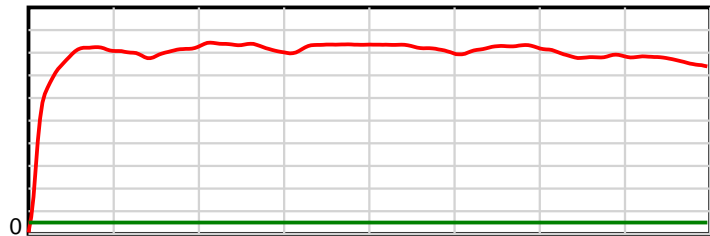
1600 m Finish

0.6 s Stride duration



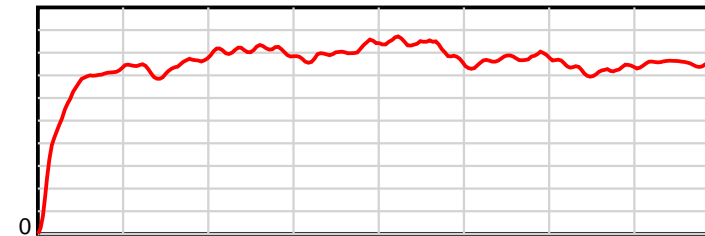
1600 m Finish

20 m/sec Speed



1600 m Finish

100 % Stride efficiency



1600 m Finish

Note: Horizontal distance axis grid lines are 200m furlongs.

Disclaimer.

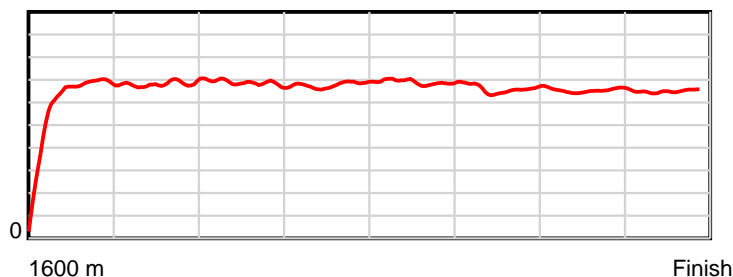
Tasracing Pty Ltd and Thoroughbred Ratings Pty Ltd accepts no responsibility for the completeness or accuracy of any of the information contained herein, and makes no representations about its suitability for any particular purpose. Users should make their own judgements about those matters and/or seek independent advice. You assume all risks associated with use of the data provided on this page.

Race Results

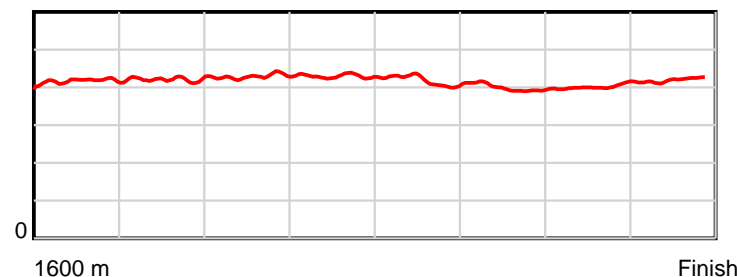
January 05, 2014, Race 4, MDN/CL1-SW, Distance 1600m, Elwick Course Proper - Offset 2m

Result	TAB no.	Horse (Barrier)	1600 to	1400m to	1200m to	1000m to	800m to	600m to	400m to	200m to	Total or	Margin
8th	8	Geegees Martin... (4)	1400m	1200m	1000m	800m	600m	400m	200m	WP	Average	
		Position in running (margin)	-	7(4.2)	8(5.7)	9(5.4)	11(5.4)	11(4.5)	9(3.6)	8(4.0)		6.60
		Sectional time (s)	16.21	12.41	12.41	12.59	12.25	12.14	12.18	12.79		
		Cumulative time (s)	102.98	86.77	74.36	61.95	49.36	37.11	24.96	12.79	1:42.98	
		Speed (m/s)	12.33	16.12	16.12	15.89	16.33	16.47	16.42	15.64	15.54	
		Stride length (m)	5.27	6.76	6.90	6.82	6.81	6.59	6.58	6.56	6.49	
		Stride duration (s)	0.412	0.420	0.428	0.429	0.417	0.400	0.401	0.420	0.418	
		Stride efficiency (%)	43.33	71.46	74.35	72.71	72.43	67.96	67.72	67.27	65.87	
		Stride count	37.98	29.58	28.99	29.32	29.38	30.33	30.38	30.48	246.44	

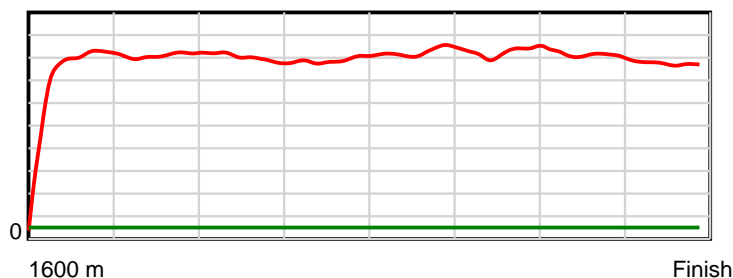
10 m Stride length



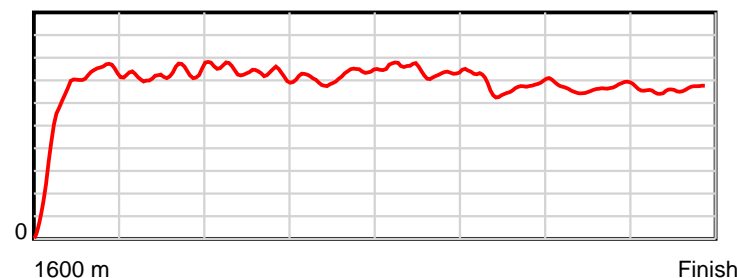
0.6 s Stride duration



20 m/sec Speed



100 % Stride efficiency



Note: Horizontal distance axis grid lines are 200m furlongs.

Disclaimer.

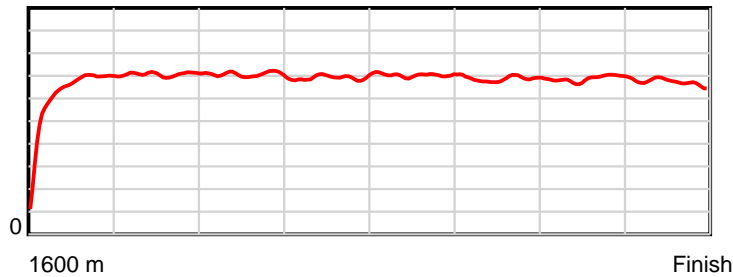
Tasracing Pty Ltd and Thoroughbred Ratings Pty Ltd accepts no responsibility for the completeness or accuracy of any of the information contained herein, and makes no representations about its suitability for any particular purpose. Users should make their own judgements about those matters and/or seek independent advice. You assume all risks associated with use of the data provided on this page.

Race Results

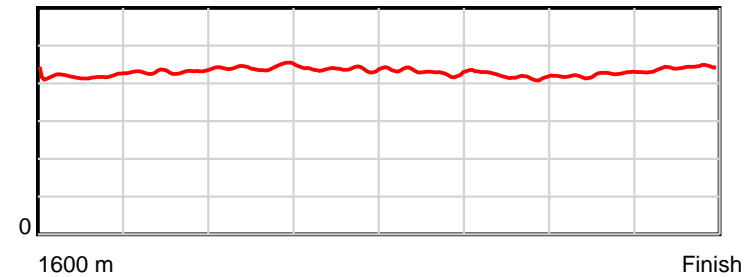
January 05, 2014, Race 4, MDN/CL1-SW, Distance 1600m, Elwick Course Proper - Offset 2m

Result	TAB no.	Horse (Barrier)	1600 to	1400m to	1200m to	1000m to	800m to	600m to	400m to	200m to	Total or	Margin
9th	5	Allgone (11)	1400m	1200m	1000m	800m	600m	400m	200m	WP	Average	
		Position in running (margin)	-	5(3.1)	4(2.1)	4(2.3)	6(2.9)	9(3.0)	7(3.1)	5(3.1)		8.40
		Sectional time (s)	16.27	12.01	12.49	12.70	12.40	12.31	12.12	13.04		
		Cumulative time (s)	103.34	87.07	75.07	62.57	49.87	37.47	25.16	13.04	1:43.34	
		Speed (m/s)	12.29	16.65	16.01	15.75	16.13	16.25	16.50	15.34	15.48	
		Stride length (m)	5.52	7.17	7.10	6.89	6.94	6.80	6.98	6.77	6.73	
		Stride duration (s)	0.429	0.431	0.443	0.437	0.431	0.419	0.423	0.441	0.435	
		Stride efficiency (%)	47.62	80.39	78.69	74.17	75.36	72.26	76.11	71.64	70.78	
		Stride count	36.23	27.88	28.18	29.03	28.80	29.41	28.66	29.54	237.73	

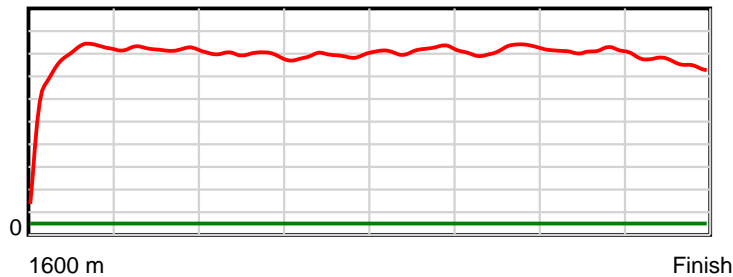
10 m Stride length



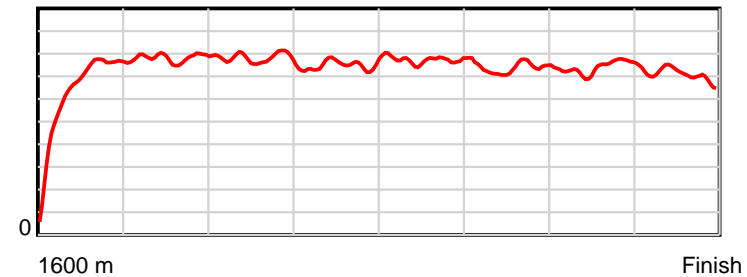
0.6 s Stride duration



20 m/sec Speed



100 % Stride efficiency



Note: Horizontal distance axis grid lines are 200m furlongs.

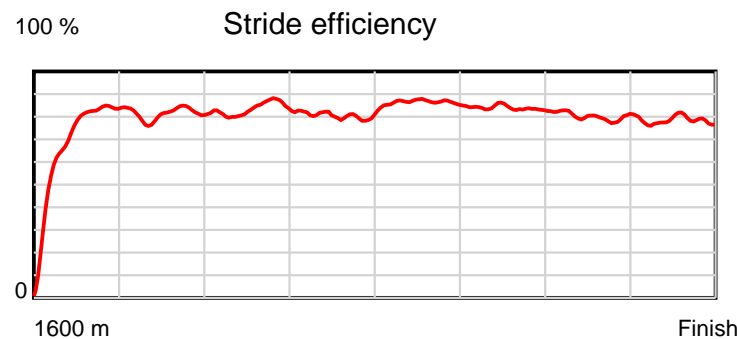
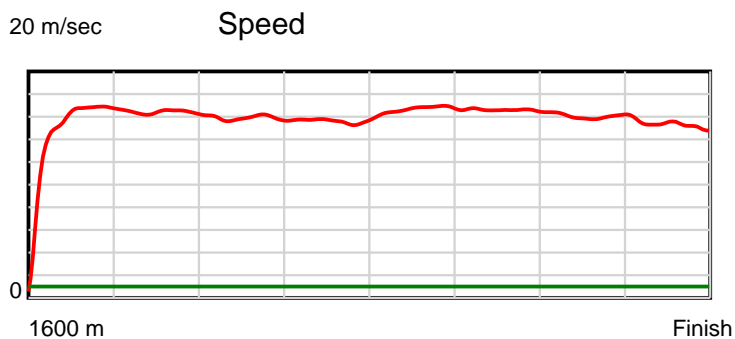
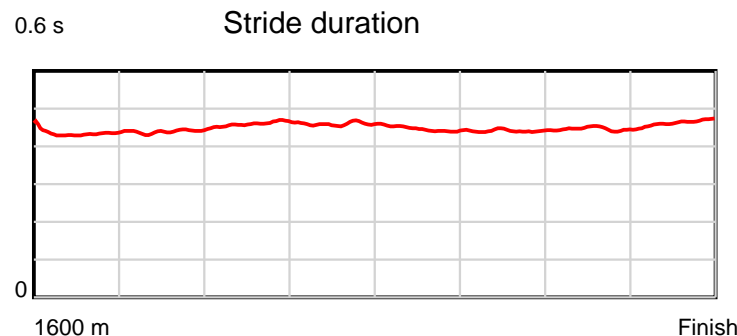
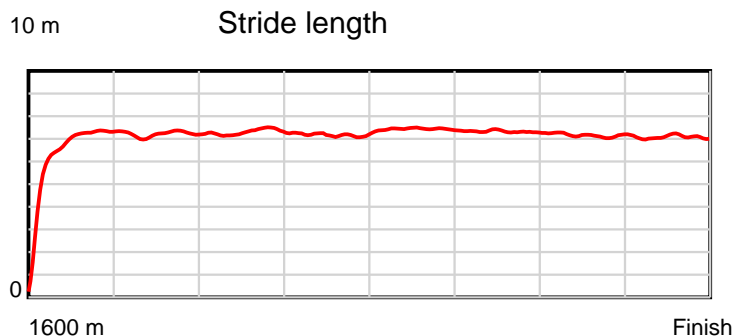
Disclaimer.

Tasracing Pty Ltd and Thoroughbred Ratings Pty Ltd accepts no responsibility for the completeness or accuracy of any of the information contained herein, and makes no representations about its suitability for any particular purpose. Users should make their own judgements about those matters and/or seek independent advice. You assume all risks associated with use of the data provided on this page.

Race Results

January 05, 2014, Race 4, MDN/CL1-SW, Distance 1600m, Elwick Course Proper - Offset 2m

Result	TAB no.	Horse (Barrier)	1600 to	1400m to	1200m to	1000m to	800m to	600m to	400m to	200m to	Total or	Margin
10th	3	Gee Gee Black ... (6)	1400m	1200m	1000m	800m	600m	400m	200m	WP	Average	
		Position in running (margin)	-	8(4.3)	6(3.7)	7(3.4)	8(4.1)	7(2.0)	8(3.1)	10(5.3)		10.20
		Sectional time (s)	16.43	12.07	12.42	12.70	12.04	12.48	12.48	13.07		
		Cumulative time (s)	103.69	87.26	75.20	62.78	50.07	38.03	25.56	13.07	1:43.69	
		Speed (m/s)	12.17	16.57	16.10	15.75	16.61	16.03	16.03	15.30	15.43	
		Stride length (m)	5.47	7.28	7.40	7.23	7.41	7.06	7.15	7.11	6.95	
		Stride duration (s)	0.429	0.439	0.460	0.459	0.446	0.440	0.446	0.465	0.450	
		Stride efficiency (%)	46.70	82.84	85.68	81.66	85.71	77.80	79.79	78.93	75.48	
		Stride count	36.58	27.47	27.01	27.67	27.00	28.35	27.99	28.14	230.21	



Note: Horizontal distance axis grid lines are 200m furlongs.

Disclaimer.

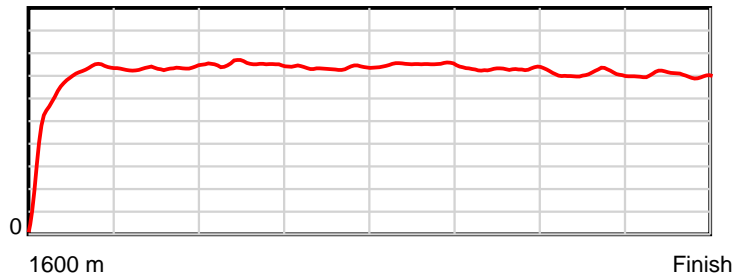
Tasracing Pty Ltd and Thoroughbred Ratings Pty Ltd accepts no responsibility for the completeness or accuracy of any of the information contained herein, and makes no representations about its suitability for any particular purpose. Users should make their own judgements about those matters and/or seek independent advice. You assume all risks associated with use of the data provided on this page.

Race Results

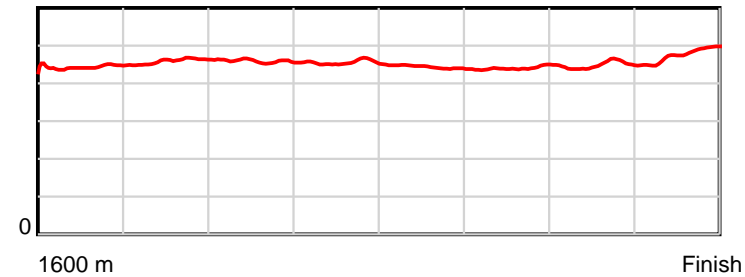
January 05, 2014, Race 4, MDN/CL1-SW, Distance 1600m, Elwick Course Proper - Offset 2m

Result	TAB no.	Horse (Barrier)	1600 to	1400m to	1200m to	1000m to	800m to	600m to	400m to	200m to	Total or	Margin
11th	9	He's Feisty (9)	1400m	1200m	1000m	800m	600m	400m	200m	WP	Average	
		Position in running (margin)	-	11(7.4)	11(9.3)	11(6.5)	9(4.3)	6(1.8)	10(4.1)	11(7.6)		17.70
		Sectional time (s)	17.45	12.48	12.01	12.21	11.98	12.68	12.69	13.69		
		Cumulative time (s)	105.20	87.75	75.26	63.26	51.05	39.06	26.38	13.69	1:45.20	
		Speed (m/s)	11.46	16.03	16.65	16.38	16.69	15.77	15.76	14.61	15.21	
		Stride length (m)	5.76	7.35	7.63	7.46	7.40	6.95	7.06	7.02	7.03	
		Stride duration (s)	0.442	0.459	0.458	0.455	0.443	0.441	0.448	0.481	0.462	
		Stride efficiency (%)	51.86	84.46	90.95	86.86	85.57	75.48	77.80	76.99	77.21	
		Stride count	34.72	27.20	26.22	26.83	27.03	28.78	28.35	28.49	227.62	

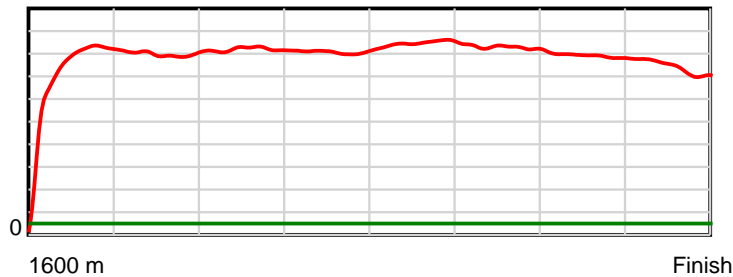
10 m Stride length



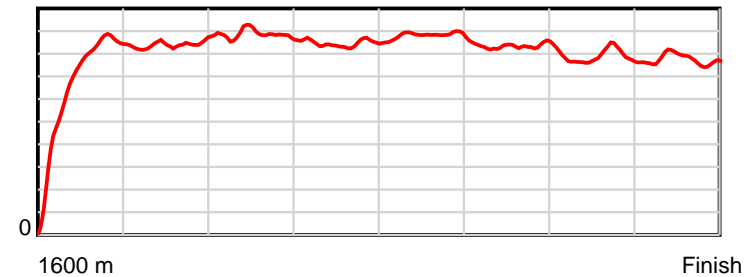
0.6 s Stride duration



20 m/sec Speed



100 % Stride efficiency



Note: Horizontal distance axis grid lines are 200m furlongs.

Disclaimer.

Tasracing Pty Ltd and Thoroughbred Ratings Pty Ltd accepts no responsibility for the completeness or accuracy of any of the information contained herein, and makes no representations about its suitability for any particular purpose. Users should make their own judgements about those matters and/or seek independent advice. You assume all risks associated with use of the data provided on this page.