



## Race Results

Tasmanian Racing Club, Hobart, January 05, 2014

Compilation date: January 6, 2014, 2:05:55 PM (EST)

Copyright © 2014 Tasracing Pty Ltd. All rights reserved.

### Trademarks.

StrideMASTER is a registered trademark of Thoroughbred Ratings Pty Ltd.

### Disclaimer.

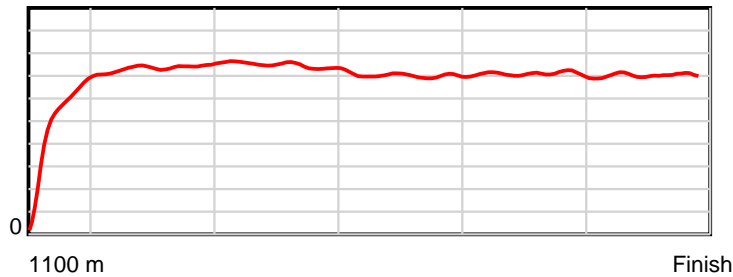
Tasracing Pty Ltd and Thoroughbred Ratings Pty Ltd accepts no responsibility for the completeness or accuracy of any of the information contained herein, and makes no representations about its suitability for any particular purpose. Users should make their own judgements about those matters and/or seek independent advice. You assume all risks associated with use of the data provided on this page.

# Race Results

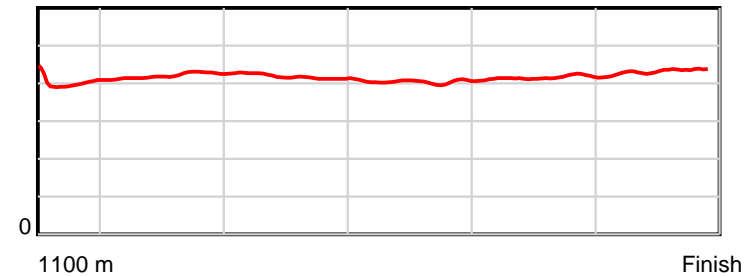
January 05, 2014, Race 5, CL1, Distance 1100m, Elwick Course Proper - Offset 2m

Result	TAB no.	Horse (Barrier)	1100 to	1000m to	800m to	600m to	400m to	200m to	Total or	Margin
1st	6	<b>Vigilante (9)</b>	<b>1000m</b>	<b>800m</b>	<b>600m</b>	<b>400m</b>	<b>200m</b>	<b>WP</b>	<b>Average</b>	
		Position in running (margin)	-	3(1.5)	5(4.3)	6(5.0)	6(5.2)	3(0.9)		0.00
		Sectional time (s)	8.57	11.11	11.19	11.85	11.54	12.17		
		Cumulative time (s)	66.44	57.87	46.76	35.56	23.71	12.17	1:06.43	
		Speed (m/s)	11.67	18.00	17.87	16.88	17.33	16.43	16.56	
		Stride length (m)	4.79	7.55	7.48	6.83	7.19	7.09	6.90	
		Stride duration (s)	0.396	0.420	0.419	0.405	0.415	0.431	0.417	
		Stride efficiency (%)	35.86	89.17	87.44	72.83	80.88	78.45	74.40	
		Stride count	20.87	26.48	26.74	29.30	27.80	28.23	159.42	

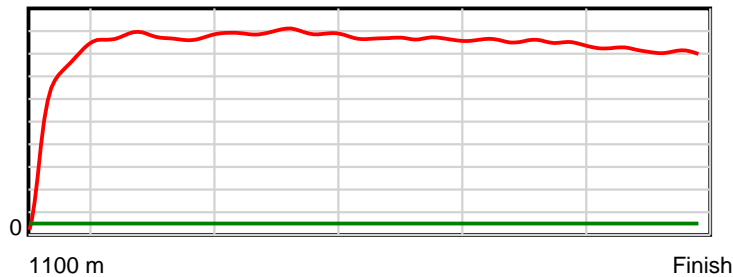
10 m Stride length



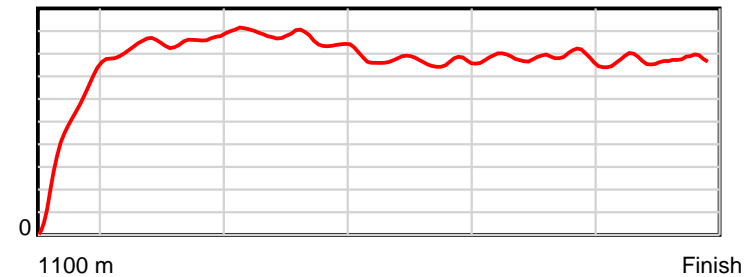
0.6 s Stride duration



20 m/sec Speed



100 % Stride efficiency



Note: Horizontal distance axis grid lines are 200m furlongs.

**Disclaimer.**

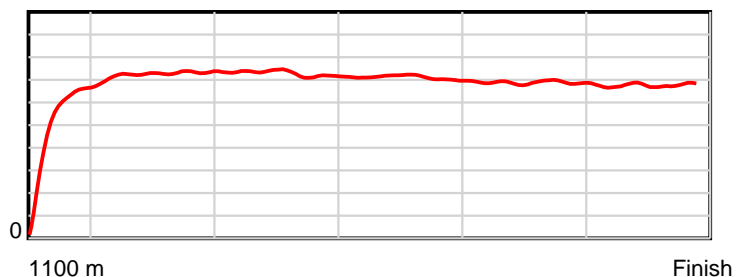
Tasracing Pty Ltd and Thoroughbred Ratings Pty Ltd accepts no responsibility for the completeness or accuracy of any of the information contained herein, and makes no representations about its suitability for any particular purpose. Users should make their own judgements about those matters and/or seek independent advice. You assume all risks associated with use of the data provided on this page.

# Race Results

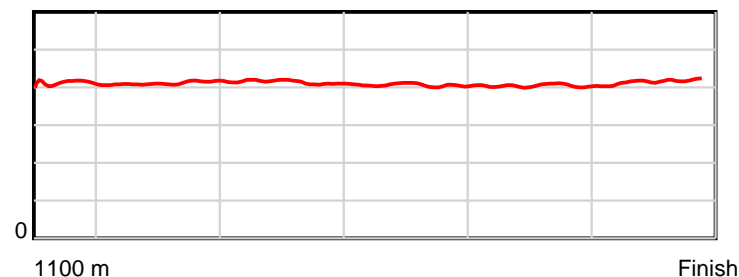
January 05, 2014, Race 5, CL1, Distance 1100m, Elwick Course Proper - Offset 2m

Result	TAB no.	Horse (Barrier)	1100 to	1000m to	800m to	600m to	400m to	200m to	Total or	Margin
2nd	7	Arctic Blitz (4)	1000m	800m	600m	400m	200m	WP	Average	
		Position in running (margin)	-	5(2.6)	8(5.5)	7(6.9)	7(5.7)	6(2.0)		0.50
		Sectional time (s)	8.74	11.12	11.30	11.62	11.63	12.11		
		Cumulative time (s)	66.53	57.79	46.66	35.36	23.74	12.11	1:06.53	
		Speed (m/s)	11.44	17.99	17.70	17.21	17.20	16.52	16.53	
		Stride length (m)	4.70	7.39	7.31	6.98	6.96	6.85	6.78	
		Stride duration (s)	0.403	0.411	0.413	0.406	0.404	0.415	0.410	
		Stride efficiency (%)	34.48	85.25	83.56	76.21	75.59	73.42	71.78	
		Stride count	21.29	27.08	27.35	28.64	28.76	29.18	162.30	

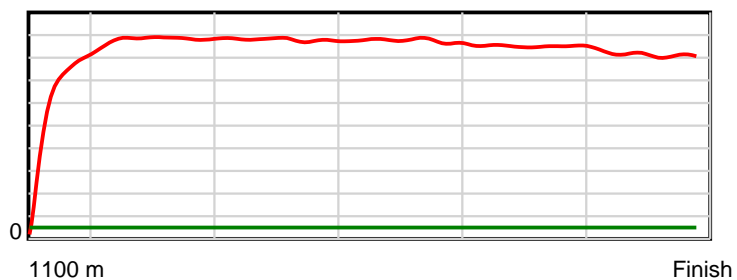
10 m Stride length



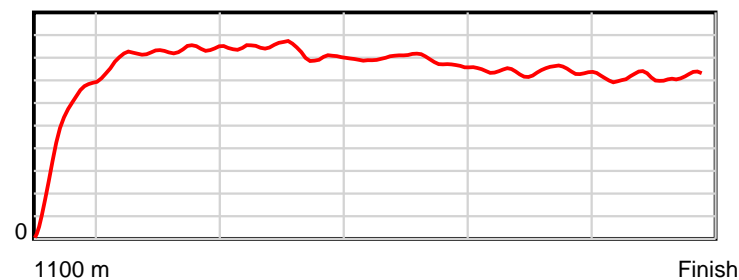
0.6 s Stride duration



20 m/sec Speed



100 % Stride efficiency



Note: Horizontal distance axis grid lines are 200m furlongs.

## Disclaimer.

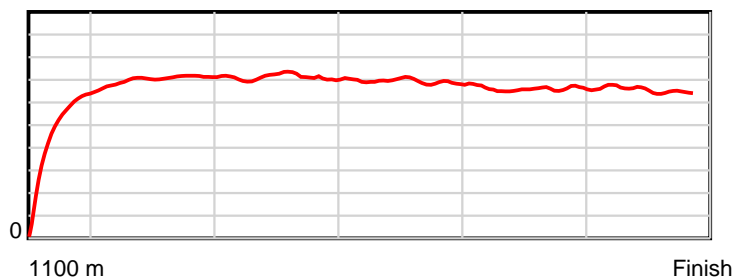
Tasracing Pty Ltd and Thoroughbred Ratings Pty Ltd accepts no responsibility for the completeness or accuracy of any of the information contained herein, and makes no representations about its suitability for any particular purpose. Users should make their own judgements about those matters and/or seek independent advice. You assume all risks associated with use of the data provided on this page.

# Race Results

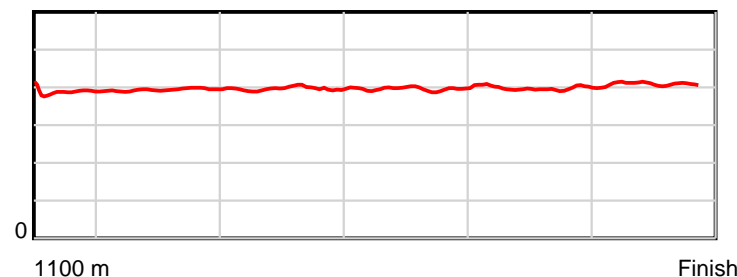
January 05, 2014, Race 5, CL1, Distance 1100m, Elwick Course Proper - Offset 2m

Result	TAB no.	Horse (Barrier)	1100 to	1000m to	800m to	600m to	400m to	200m to	Total or	Margin
3rd	2	Artie Luvstopa... (3)	1000m	800m	600m	400m	200m	WP	Average	
		Position in running (margin)	-	7(3.3)	6(4.9)	5(4.8)	5(4.5)	7(2.9)		2.30
		Sectional time (s)	8.88	10.90	11.06	11.76	11.99	12.27		
		Cumulative time (s)	66.86	57.98	47.08	36.02	24.26	12.27	1:06.86	
		Speed (m/s)	11.26	18.35	18.08	17.01	16.68	16.30	16.45	
		Stride length (m)	4.47	7.22	7.14	6.71	6.63	6.64	6.54	
		Stride duration (s)	0.385	0.393	0.395	0.395	0.397	0.407	0.397	
		Stride efficiency (%)	31.21	81.47	79.57	70.38	68.64	68.95	66.83	
		Stride count	22.38	27.70	28.03	29.80	30.18	30.11	168.20	

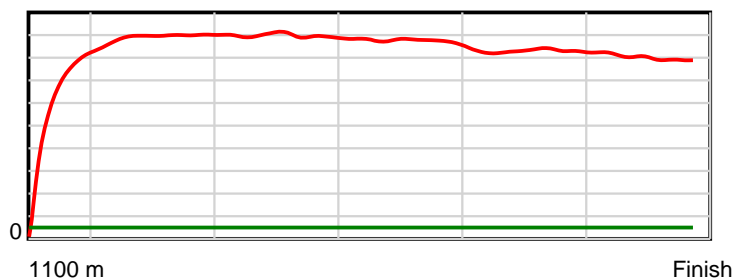
10 m Stride length



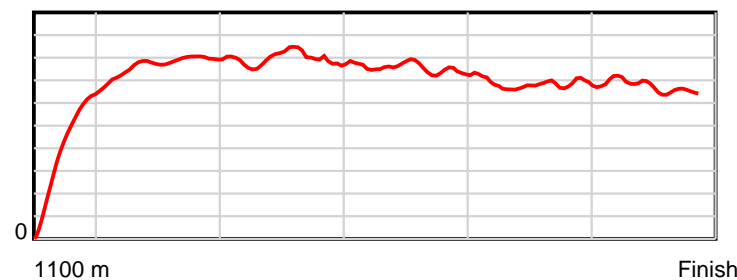
0.6 s Stride duration



20 m/sec Speed



100 % Stride efficiency



Note: Horizontal distance axis grid lines are 200m furlongs.

## Disclaimer.

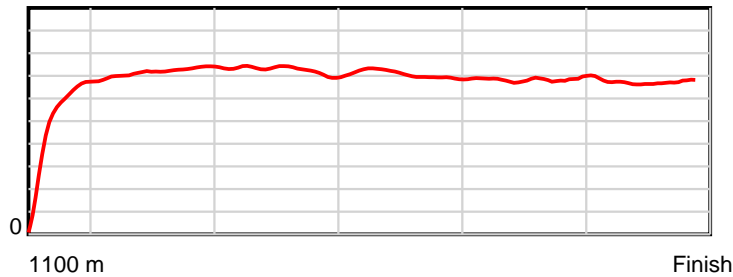
Tasracing Pty Ltd and Thoroughbred Ratings Pty Ltd accepts no responsibility for the completeness or accuracy of any of the information contained herein, and makes no representations about its suitability for any particular purpose. Users should make their own judgements about those matters and/or seek independent advice. You assume all risks associated with use of the data provided on this page.

# Race Results

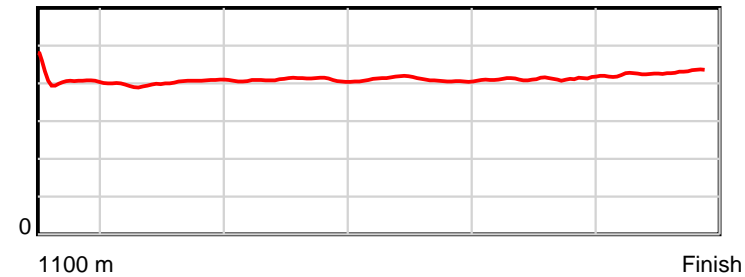
January 05, 2014, Race 5, CL1, Distance 1100m, Elwick Course Proper - Offset 2m

Result	TAB no.	Horse (Barrier)	1100 to	1000m to	800m to	600m to	400m to	200m to	Total or	Margin
4th	4	Athena Fire (2)	1000m	800m	600m	400m	200m	WP	Average	
		Position in running (margin)	-	6(2.8)	4(3.5)	4(3.8)	4(3.3)	4(1.2)		2.50
		Sectional time (s)	8.94	10.75	11.13	11.74	11.90	12.44		
		Cumulative time (s)	66.90	57.96	47.21	36.09	24.34	12.44	1:06.90	
		Speed (m/s)	11.19	18.60	17.97	17.04	16.81	16.08	16.44	
		Stride length (m)	4.91	7.46	7.36	6.98	6.90	6.87	6.83	
		Stride duration (s)	0.420	0.401	0.410	0.410	0.411	0.427	0.415	
		Stride efficiency (%)	37.72	87.06	84.73	76.11	74.35	73.72	72.86	
		Stride count	20.35	26.80	27.16	28.66	29.00	29.12	161.09	

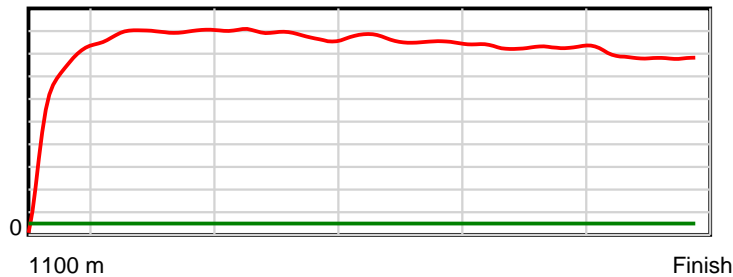
10 m Stride length



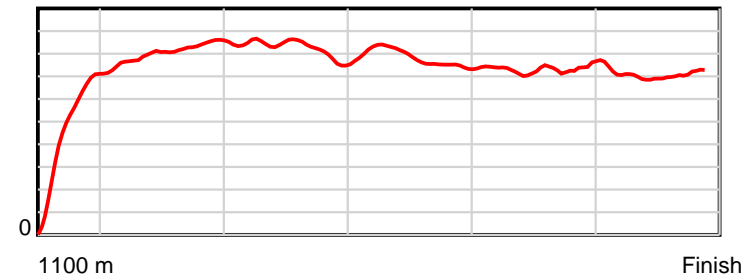
0.6 s Stride duration



20 m/sec Speed



100 % Stride efficiency



Note: Horizontal distance axis grid lines are 200m furlongs.

## Disclaimer.

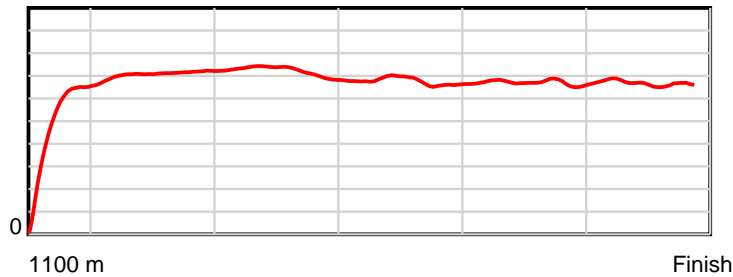
Tasracing Pty Ltd and Thoroughbred Ratings Pty Ltd accepts no responsibility for the completeness or accuracy of any of the information contained herein, and makes no representations about its suitability for any particular purpose. Users should make their own judgements about those matters and/or seek independent advice. You assume all risks associated with use of the data provided on this page.

# Race Results

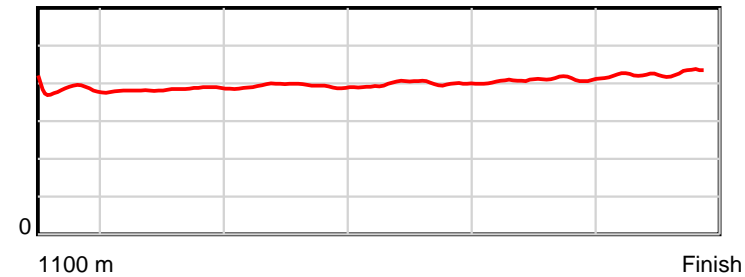
January 05, 2014, Race 5, CL1, Distance 1100m, Elwick Course Proper - Offset 2m

Result	TAB no.	Horse (Barrier)	1100 to	1000m to	800m to	600m to	400m to	200m to	Total or	Margin
5th	9	<b>Little Streake... (7)</b>	<b>1000m</b>	<b>800m</b>	<b>600m</b>	<b>400m</b>	<b>200m</b>	<b>WP</b>	<b>Average</b>	
		Position in running (margin)	-	1(0.0)	1(0.0)	2(0.0)	2(0.7)	1(0.0)		2.70
		Sectional time (s)	8.47	10.64	11.07	11.93	12.15	12.67		
		Cumulative time (s)	66.93	58.46	47.82	36.75	24.82	12.67	1:06.93	
		Speed (m/s)	11.80	18.80	18.07	16.76	16.46	15.79	16.43	
		Stride length (m)	4.77	7.20	7.08	6.68	6.71	6.71	6.60	
		Stride duration (s)	0.387	0.383	0.392	0.398	0.408	0.425	0.402	
		Stride efficiency (%)	35.52	81.07	78.32	69.71	70.37	70.28	68.16	
		Stride count	20.98	27.77	28.25	29.94	29.80	29.82	166.56	

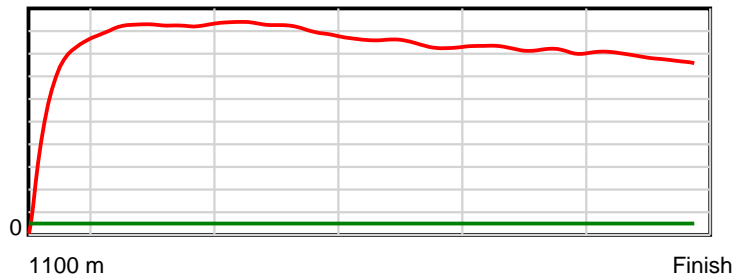
10 m Stride length



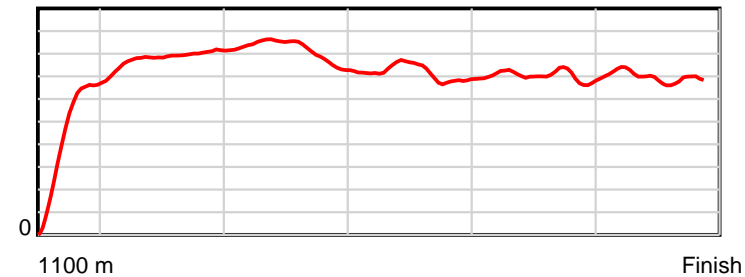
0.6 s Stride duration



20 m/sec Speed



100 % Stride efficiency



Note: Horizontal distance axis grid lines are 200m furlongs.

## Disclaimer.

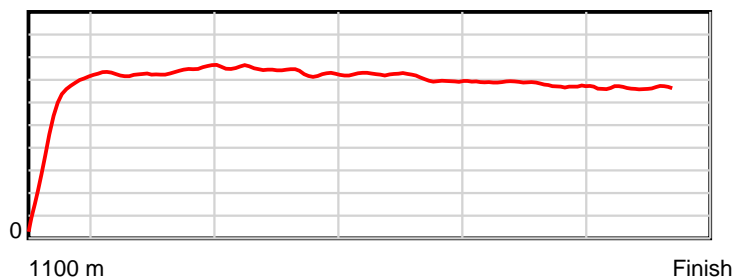
Tasracing Pty Ltd and Thoroughbred Ratings Pty Ltd accepts no responsibility for the completeness or accuracy of any of the information contained herein, and makes no representations about its suitability for any particular purpose. Users should make their own judgements about those matters and/or seek independent advice. You assume all risks associated with use of the data provided on this page.

# Race Results

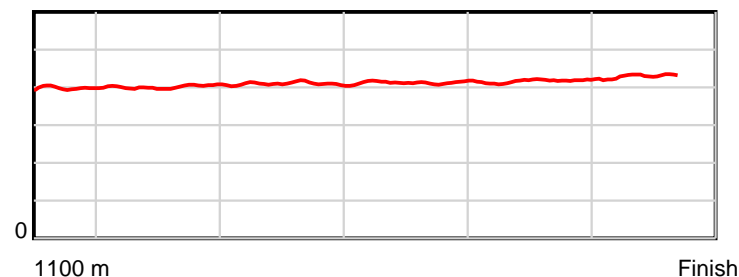
January 05, 2014, Race 5, CL1, Distance 1100m, Elwick Course Proper - Offset 2m

Result	TAB no.	Horse (Barrier)	1100 to	1000m to	800m to	600m to	400m to	200m to	Total or	Margin
6th	10	<b>One More Red (5)</b>	<b>1000m</b>	<b>800m</b>	<b>600m</b>	<b>400m</b>	<b>200m</b>	<b>WP</b>	<b>Average</b>	
		Position in running (margin)	-	9(5.4)	3(2.9)	3(2.1)	3(1.7)	2(0.2)		2.90
		Sectional time (s)	9.35	10.22	10.95	11.74	12.01	12.69		
		Cumulative time (s)	66.97	57.62	47.40	36.45	24.71	12.69	1:06.96	
		Speed (m/s)	10.70	19.57	18.26	17.04	16.65	15.76	16.43	
		Stride length (m)	4.56	7.80	7.45	6.98	6.91	6.71	6.80	
		Stride duration (s)	0.406	0.399	0.408	0.410	0.415	0.426	0.414	
		Stride efficiency (%)	32.44	95.18	86.84	76.20	74.59	70.28	72.21	
		Stride count	21.95	25.63	26.83	28.64	28.95	29.82	161.82	

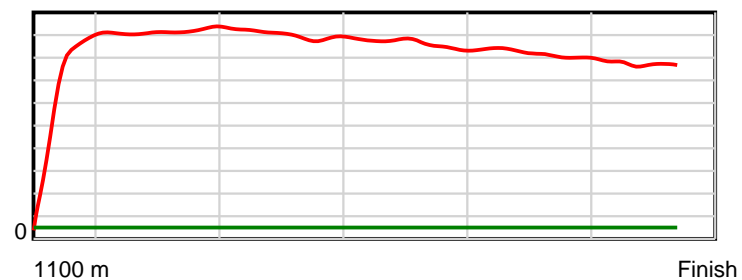
10 m Stride length



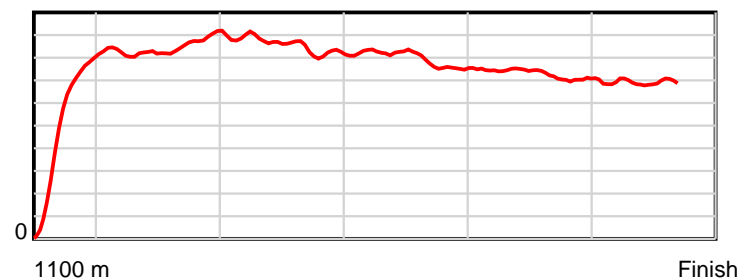
0.6 s Stride duration



20 m/sec Speed



100 % Stride efficiency



Note: Horizontal distance axis grid lines are 200m furlongs.

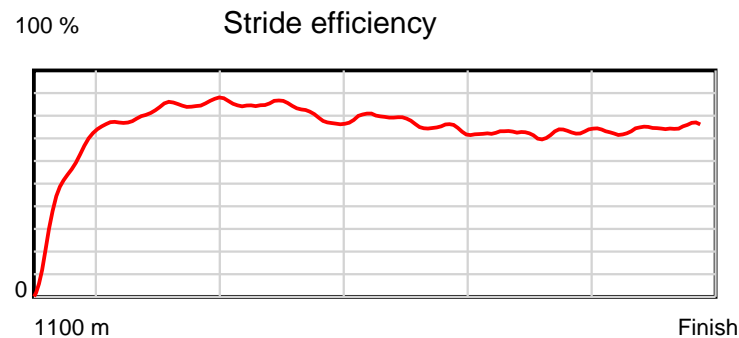
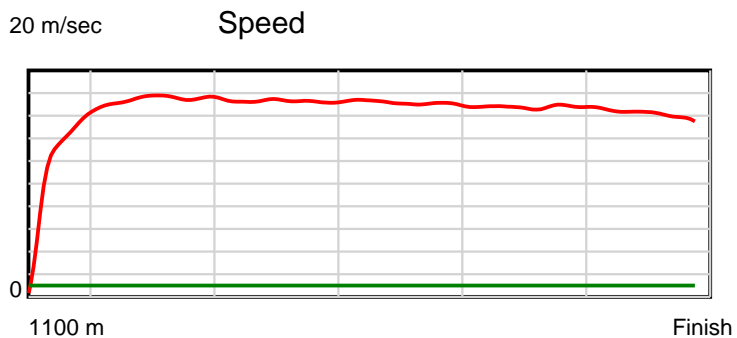
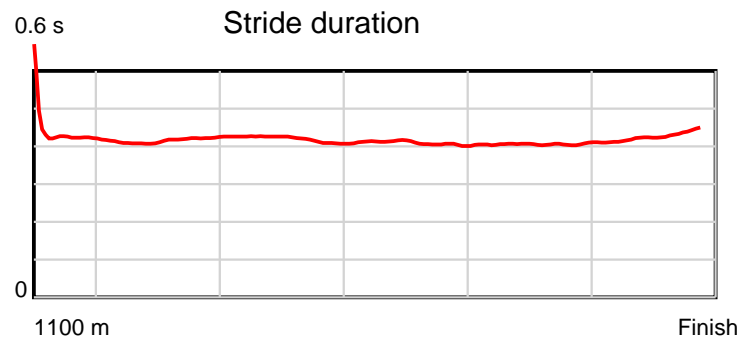
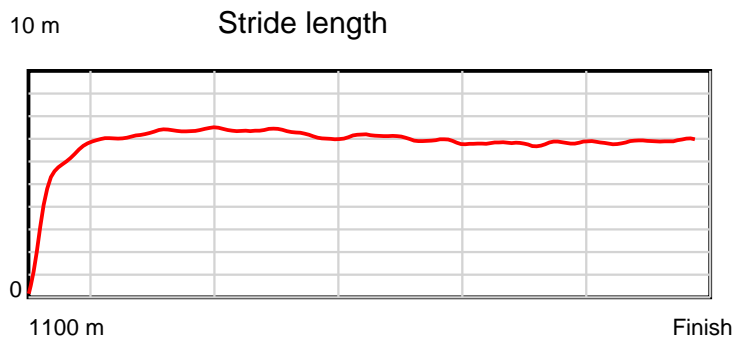
## Disclaimer.

Tasracing Pty Ltd and Thoroughbred Ratings Pty Ltd accepts no responsibility for the completeness or accuracy of any of the information contained herein, and makes no representations about its suitability for any particular purpose. Users should make their own judgements about those matters and/or seek independent advice. You assume all risks associated with use of the data provided on this page.

# Race Results

January 05, 2014, Race 5, CL1, Distance 1100m, Elwick Course Proper - Offset 2m

Result	TAB no.	Horse (Barrier)	1100 to	1000m to	800m to	600m to	400m to	200m to	Total or	Margin
7th	3	<b>Kwaboom (8)</b>	<b>1000m</b>	<b>800m</b>	<b>600m</b>	<b>400m</b>	<b>200m</b>	<b>WP</b>	<b>Average</b>	
		Position in running (margin)	-	4(2.2)	7(5.5)	8(8.5)	8(8.0)	8(4.9)		5.70
		Sectional time (s)	8.83	11.19	11.57	11.74	11.75	12.40		
		Cumulative time (s)	67.49	58.66	47.47	35.90	24.16	12.40	1:07.48	
		Speed (m/s)	11.33	17.87	17.29	17.04	17.02	16.13	16.30	
		Stride length (m)	5.07	7.42	7.26	6.97	6.90	6.92	6.84	
		Stride duration (s)	0.432	0.415	0.420	0.409	0.405	0.429	0.420	
		Stride efficiency (%)	40.10	86.06	82.33	75.84	74.30	74.83	73.07	
		Stride count	19.74	26.95	27.55	28.71	29.01	28.90	160.86	



Note: Horizontal distance axis grid lines are 200m furlongs.

## Disclaimer.

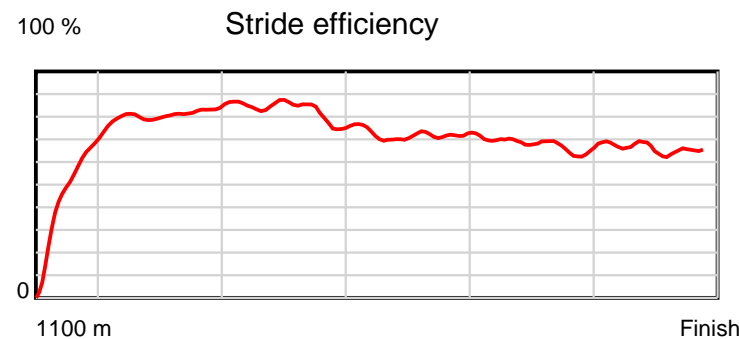
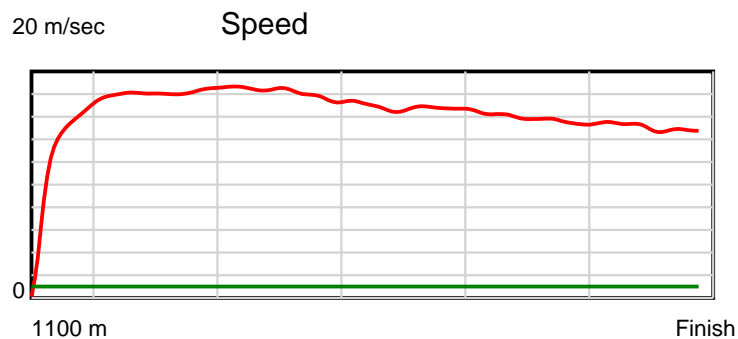
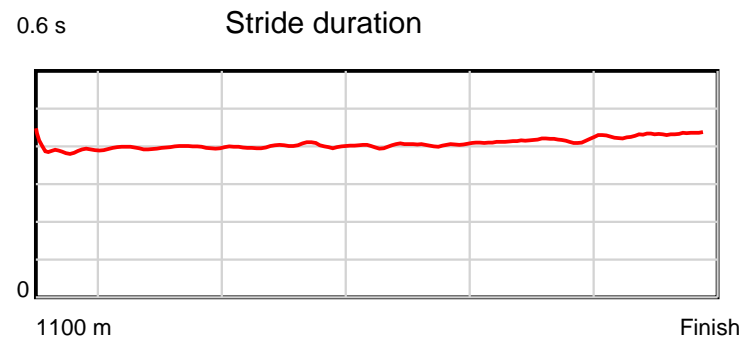
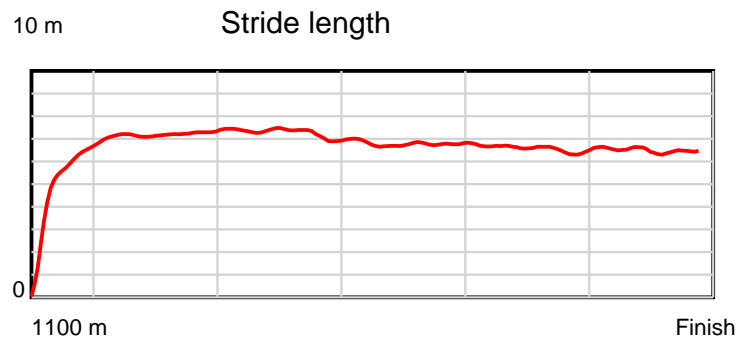
Tasracing Pty Ltd and Thoroughbred Ratings Pty Ltd accepts no responsibility for the completeness or accuracy of any of the information contained herein, and makes no representations about its suitability for any particular purpose. Users should make their own judgements about those matters and/or seek independent advice. You assume all risks associated with use of the data provided on this page.



# Race Results

January 05, 2014, Race 5, CL1, Distance 1100m, Elwick Course Proper - Offset 2m

Result	TAB no.	Horse (Barrier)	1100 to	1000m to	800m to	600m to	400m to	200m to	Total or	Margin
8th	5	Qui Samer (1)	1000m	800m	600m	400m	200m	WP	Average	
		Position in running (margin)	-	2(0.8)	2(0.7)	1(0.0)	1(0.0)	5(1.2)		7.20
		Sectional time (s)	8.76	10.62	10.96	11.82	12.47	13.14		
		Cumulative time (s)	67.77	59.01	48.39	37.42	25.60	13.14	1:07.76	
		Speed (m/s)	11.41	18.83	18.25	16.92	16.04	15.22	16.23	
		Stride length (m)	4.72	7.47	7.31	6.81	6.62	6.56	6.65	
		Stride duration (s)	0.387	0.397	0.401	0.402	0.413	0.431	0.410	
		Stride efficiency (%)	34.74	87.28	83.45	72.38	68.59	67.26	69.11	
		Stride count	21.21	26.76	27.37	29.39	30.19	30.49	165.41	



Note: Horizontal distance axis grid lines are 200m furlongs.

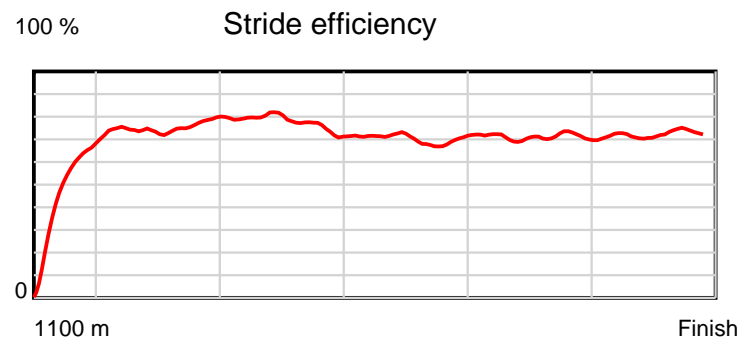
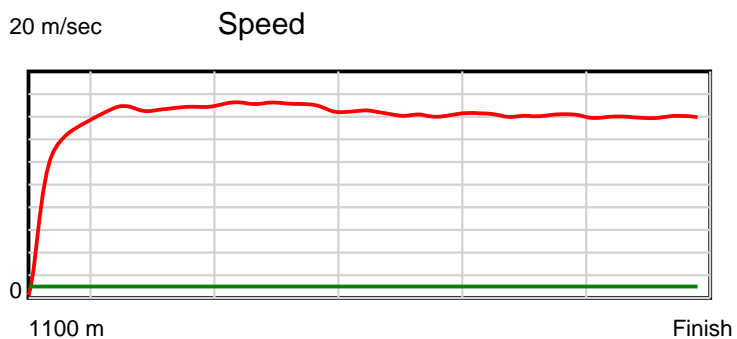
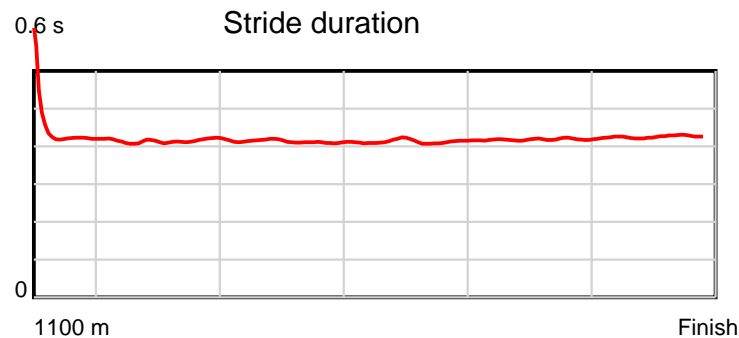
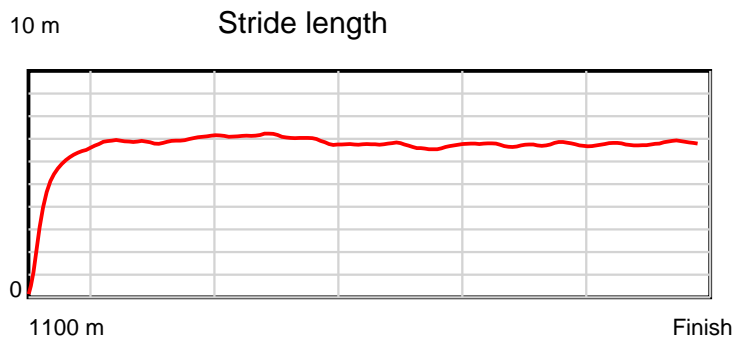
**Disclaimer.**

Tasracing Pty Ltd and Thoroughbred Ratings Pty Ltd accepts no responsibility for the completeness or accuracy of any of the information contained herein, and makes no representations about its suitability for any particular purpose. Users should make their own judgements about those matters and/or seek independent advice. You assume all risks associated with use of the data provided on this page.

# Race Results

January 05, 2014, Race 5, CL1, Distance 1100m, Elwick Course Proper - Offset 2m

Result	TAB no.	Horse (Barrier)	1100 to	1000m to	800m to	600m to	400m to	200m to	Total or	Margin
9th	11	<b>Carbon County (6)</b>	<b>1000m</b>	<b>800m</b>	<b>600m</b>	<b>400m</b>	<b>200m</b>	<b>WP</b>	<b>Average</b>	
		Position in running (margin)	-	8(4.0)	9(10.1)	9(14.0)	9(17.6)	9(18.6)		21.20
		Sectional time (s)	9.90	11.65	11.72	12.43	12.42	12.41		
		Cumulative time (s)	70.52	60.62	48.97	37.26	24.83	12.41	1:10.51	
		Speed (m/s)	10.10	17.17	17.06	16.09	16.10	16.12	15.60	
		Stride length (m)	5.02	7.11	7.04	6.64	6.73	6.85	6.65	
		Stride duration (s)	0.436	0.414	0.413	0.412	0.418	0.425	0.426	
		Stride efficiency (%)	39.36	79.05	77.50	68.84	70.78	73.41	69.06	
		Stride count	19.92	28.12	28.40	30.13	29.72	29.18	165.47	



Note: Horizontal distance axis grid lines are 200m furlongs.

**Disclaimer.**

Tasracing Pty Ltd and Thoroughbred Ratings Pty Ltd accepts no responsibility for the completeness or accuracy of any of the information contained herein, and makes no representations about its suitability for any particular purpose. Users should make their own judgements about those matters and/or seek independent advice. You assume all risks associated with use of the data provided on this page.