



## Race Results

Tasmanian Racing Club, Hobart, January 05, 2014

Compilation date: January 6, 2014, 2:07:01 PM (EST)

Copyright © 2014 Tasracing Pty Ltd. All rights reserved.

### Trademarks.

StrideMASTER is a registered trademark of Thoroughbred Ratings Pty Ltd.

### Disclaimer.

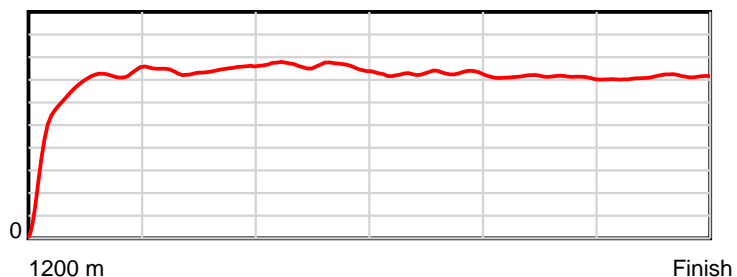
Tasracing Pty Ltd and Thoroughbred Ratings Pty Ltd accepts no responsibility for the completeness or accuracy of any of the information contained herein, and makes no representations about its suitability for any particular purpose. Users should make their own judgements about those matters and/or seek independent advice. You assume all risks associated with use of the data provided on this page.

# Race Results

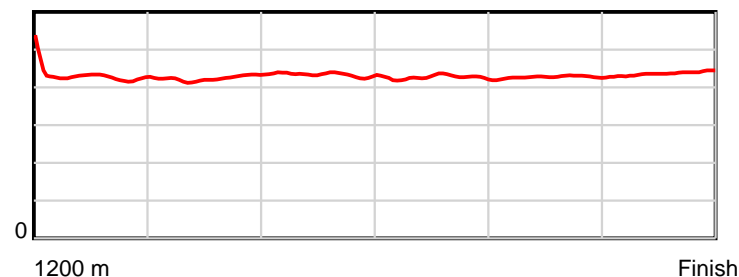
January 05, 2014, Race 6, BM78, Distance 1200m, Elwick Course Proper - Offset 2m

Result	TAB no.	Horse (Barrier)	1200 to	1000m to	800m to	600m to	400m to	200m to	Total or	Margin
1st	4	<b>Barysh Quest (5)</b>	<b>1000m</b>	<b>800m</b>	<b>600m</b>	<b>400m</b>	<b>200m</b>	<b>WP</b>	<b>Average</b>	
		Position in running (margin)	-	7(3.3)	4(1.7)	4(1.4)	5(2.2)	2(0.2)		0.00
		Sectional time (s)	15.08	11.31	11.52	12.26	11.98	12.30		
		Cumulative time (s)	74.44	59.36	48.05	36.53	24.27	12.30	1:14.43	
		Speed (m/s)	13.26	17.68	17.36	16.31	16.69	16.26	16.12	
		Stride length (m)	5.86	7.49	7.51	6.94	7.14	7.12	6.96	
		Stride duration (s)	0.435	0.424	0.433	0.425	0.428	0.438	0.432	
		Stride efficiency (%)	53.75	87.71	88.11	75.26	79.73	79.16	75.75	
		Stride count	34.10	26.69	26.64	28.82	28.00	28.10	172.35	

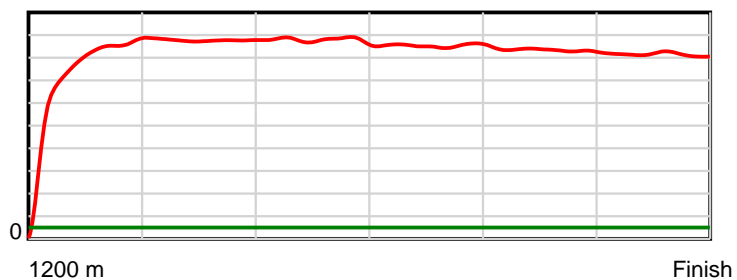
10 m Stride length



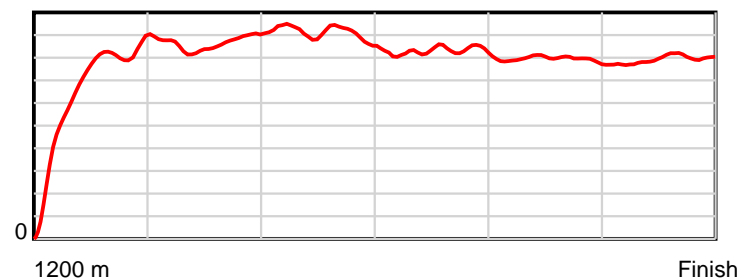
0.6 s Stride duration



20 m/sec Speed



100 % Stride efficiency



Note: Horizontal distance axis grid lines are 200m furlongs.

## Disclaimer.

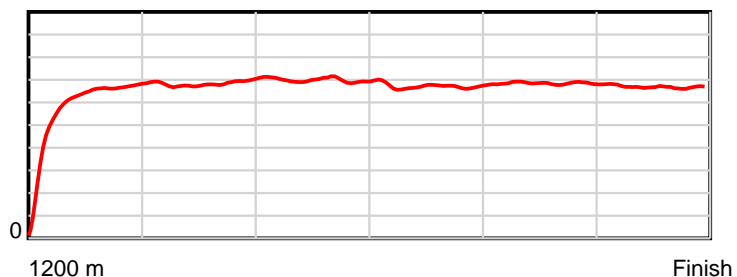
Tasracing Pty Ltd and Thoroughbred Ratings Pty Ltd accepts no responsibility for the completeness or accuracy of any of the information contained herein, and makes no representations about its suitability for any particular purpose. Users should make their own judgements about those matters and/or seek independent advice. You assume all risks associated with use of the data provided on this page.

# Race Results

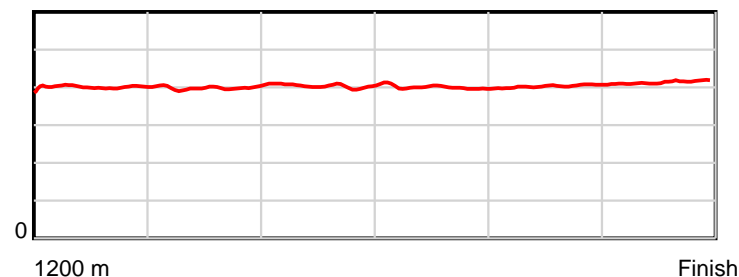
January 05, 2014, Race 6, BM78, Distance 1200m, Elwick Course Proper - Offset 2m

Result	TAB no.	Horse (Barrier)	1200 to	1000m to	800m to	600m to	400m to	200m to	Total or	Margin
2nd	11	Vision of Beau... (1)	1000m	800m	600m	400m	200m	WP	Average	
		Position in running (margin)	-	9(3.9)	9(3.5)	9(4.1)	8(4.7)	4(0.9)		2.00
		Sectional time (s)	15.29	11.52	11.67	12.22	11.69	12.41		
		Cumulative time (s)	74.81	59.52	47.99	36.33	24.11	12.41	1:14.81	
		Speed (m/s)	13.08	17.36	17.14	16.37	17.11	16.12	16.04	
		Stride length (m)	5.41	6.92	6.91	6.55	6.90	6.66	6.51	
		Stride duration (s)	0.398	0.399	0.403	0.400	0.403	0.413	0.406	
		Stride efficiency (%)	45.76	74.88	74.67	67.01	74.37	69.21	66.21	
		Stride count	36.96	28.89	28.93	30.54	28.99	30.05	184.36	

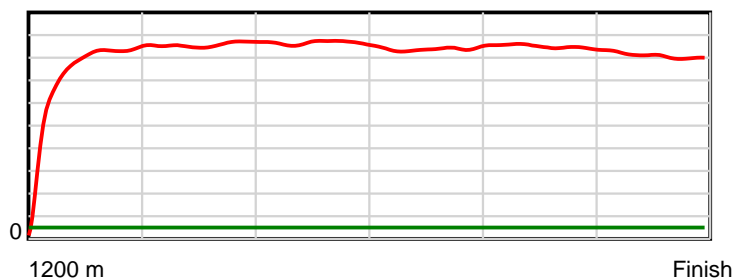
10 m Stride length



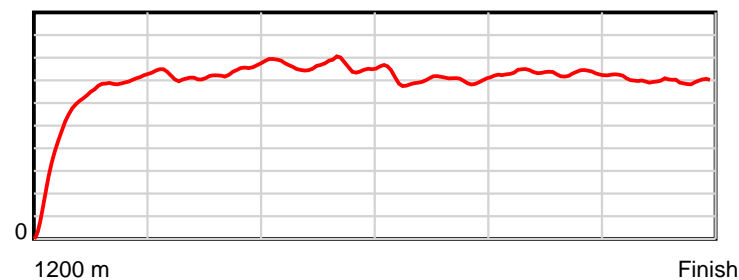
0.6 s Stride duration



20 m/sec Speed



100 % Stride efficiency



Note: Horizontal distance axis grid lines are 200m furlongs.

## Disclaimer.

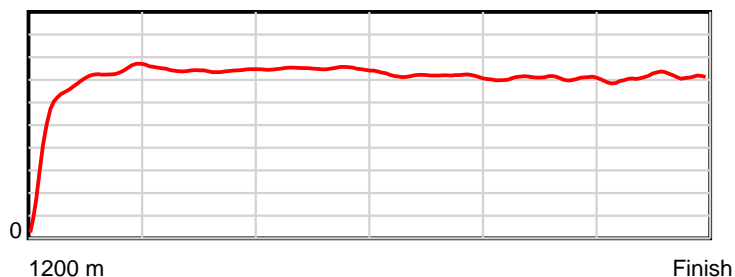
Tasracing Pty Ltd and Thoroughbred Ratings Pty Ltd accepts no responsibility for the completeness or accuracy of any of the information contained herein, and makes no representations about its suitability for any particular purpose. Users should make their own judgements about those matters and/or seek independent advice. You assume all risks associated with use of the data provided on this page.

# Race Results

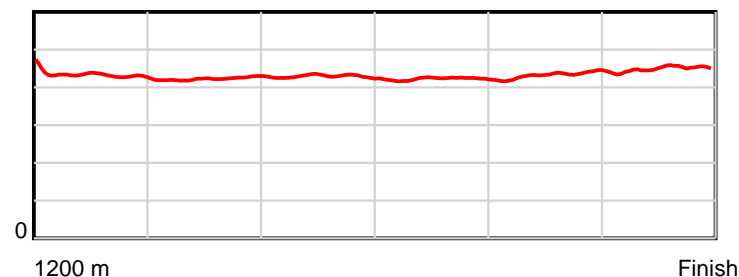
January 05, 2014, Race 6, BM78, Distance 1200m, Elwick Course Proper - Offset 2m

Result	TAB no.	Horse (Barrier)	1200 to	1000m to	800m to	600m to	400m to	200m to	Total or	Margin
3rd	8	Ladali (8)	1000m	800m	600m	400m	200m	WP	Average	
		Position in running (margin)	-	3(2.7)	3(0.6)	1(0.0)	1(0.0)	1(0.0)		2.80
		Sectional time (s)	15.26	11.24	11.47	12.12	12.31	12.55		
		Cumulative time (s)	74.96	59.70	48.46	36.99	24.87	12.55	1:14.95	
		Speed (m/s)	13.10	17.79	17.44	16.50	16.25	15.94	16.01	
		Stride length (m)	5.92	7.52	7.49	6.96	7.02	7.14	6.96	
		Stride duration (s)	0.434	0.423	0.429	0.422	0.432	0.448	0.435	
		Stride efficiency (%)	54.82	88.38	87.55	75.73	77.09	79.58	75.79	
		Stride count	33.77	26.59	26.72	28.73	28.47	28.03	172.31	

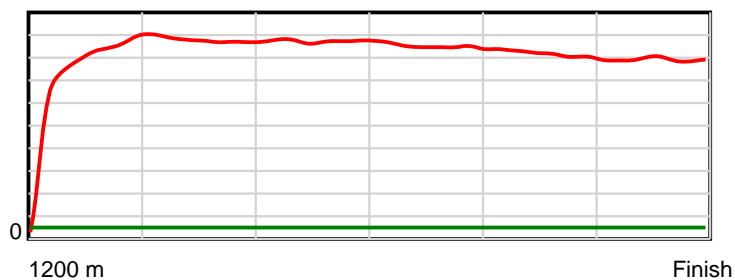
10 m Stride length



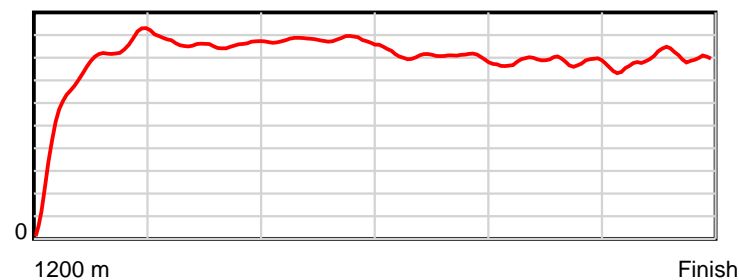
0.6 s Stride duration



20 m/sec Speed



100 % Stride efficiency



Note: Horizontal distance axis grid lines are 200m furlongs.

## Disclaimer.

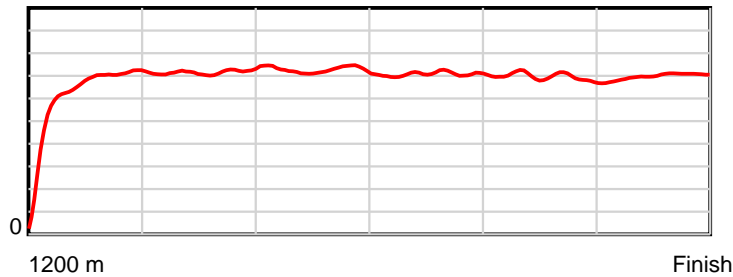
Tasracing Pty Ltd and Thoroughbred Ratings Pty Ltd accepts no responsibility for the completeness or accuracy of any of the information contained herein, and makes no representations about its suitability for any particular purpose. Users should make their own judgements about those matters and/or seek independent advice. You assume all risks associated with use of the data provided on this page.

# Race Results

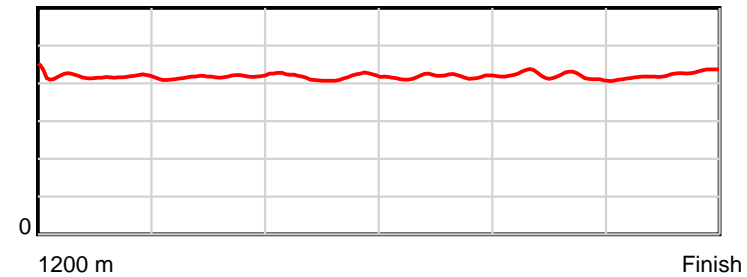
January 05, 2014, Race 6, BM78, Distance 1200m, Elwick Course Proper - Offset 2m

Result	TAB no.	Horse (Barrier)	1200 to	1000m to	800m to	600m to	400m to	200m to	Total or	Margin
4th	2	<b>What Life Brin... (10)</b>	<b>1000m</b>	<b>800m</b>	<b>600m</b>	<b>400m</b>	<b>200m</b>	<b>WP</b>	<b>Average</b>	
		Position in running (margin)	-	6(3.0)	8(2.8)	8(3.5)	10(5.7)	10(4.0)		4.60
		Sectional time (s)	15.39	11.55	11.69	12.49	12.03	12.15		
		Cumulative time (s)	75.31	59.92	48.37	36.68	24.19	12.15	1:15.31	
		Speed (m/s)	13.00	17.32	17.11	16.01	16.63	16.46	15.93	
		Stride length (m)	5.76	7.21	7.15	6.67	6.98	7.00	6.76	
		Stride duration (s)	0.418	0.416	0.418	0.417	0.420	0.425	0.424	
		Stride efficiency (%)	51.81	81.34	79.79	69.60	76.23	76.55	71.33	
		Stride count	34.73	27.72	27.99	29.97	28.64	28.57	177.62	

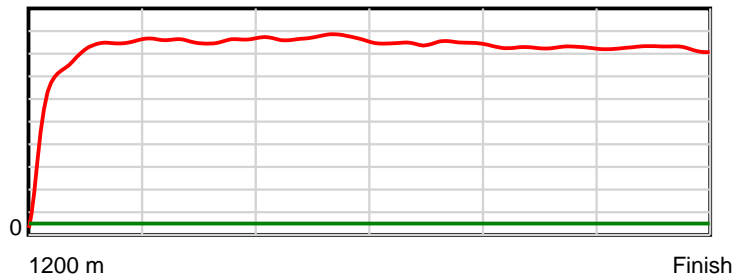
10 m Stride length



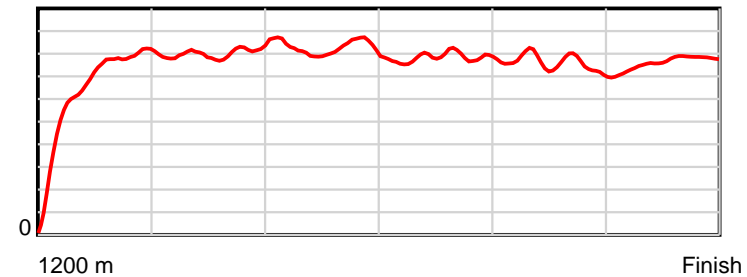
0.6 s Stride duration



20 m/sec Speed



100 % Stride efficiency



Note: Horizontal distance axis grid lines are 200m furlongs.

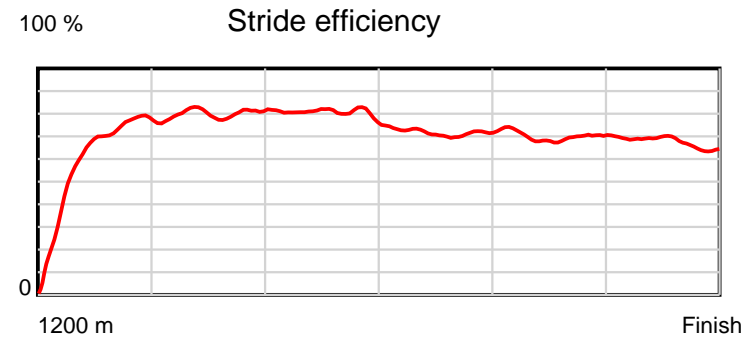
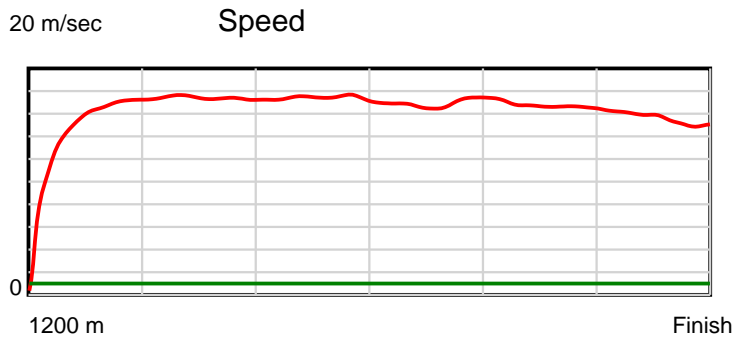
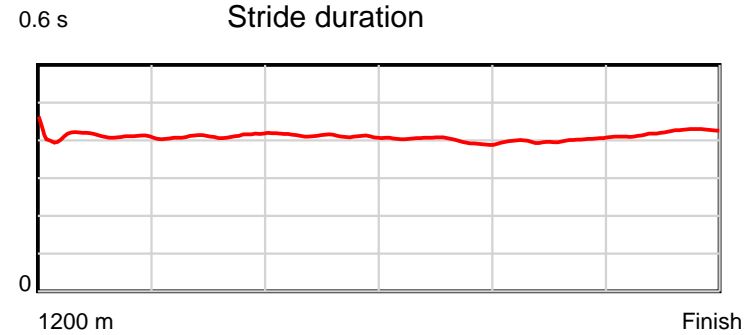
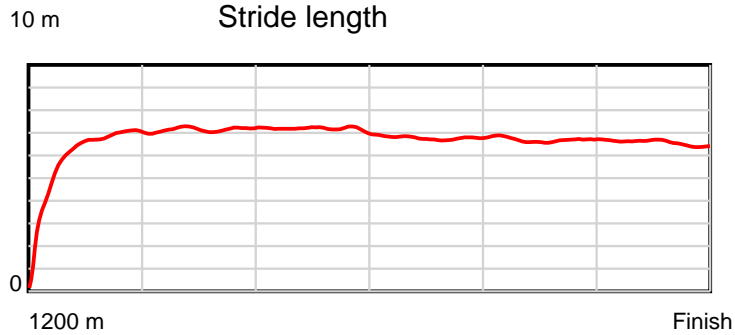
## Disclaimer.

Tasracing Pty Ltd and Thoroughbred Ratings Pty Ltd accepts no responsibility for the completeness or accuracy of any of the information contained herein, and makes no representations about its suitability for any particular purpose. Users should make their own judgements about those matters and/or seek independent advice. You assume all risks associated with use of the data provided on this page.

# Race Results

January 05, 2014, Race 6, BM78, Distance 1200m, Elwick Course Proper - Offset 2m

Result	TAB no.	Horse (Barrier)	1200 to	1000m to	800m to	600m to	400m to	200m to	Total or	Margin
5th	5	<b>Terra Amata (2)</b>	<b>1000m</b>	<b>800m</b>	<b>600m</b>	<b>400m</b>	<b>200m</b>	<b>WP</b>	<b>Average</b>	
		Position in running (margin)	-	8(3.6)	7(2.5)	7(3.4)	7(3.6)	3(0.9)		4.80
		Sectional time (s)	15.26	11.39	11.73	12.15	11.86	12.94		
		Cumulative time (s)	75.34	60.08	48.69	36.95	24.80	12.94	1:15.34	
		Speed (m/s)	13.10	17.56	17.05	16.46	16.86	15.46	15.93	
		Stride length (m)	5.59	7.22	7.02	6.57	6.75	6.52	6.57	
		Stride duration (s)	0.416	0.412	0.412	0.399	0.400	0.422	0.412	
		Stride efficiency (%)	48.79	81.56	76.97	67.51	71.11	66.50	67.41	
		Stride count	35.79	27.68	28.50	30.43	29.65	30.66	182.71	



Note: Horizontal distance axis grid lines are 200m furlongs.

**Disclaimer.**

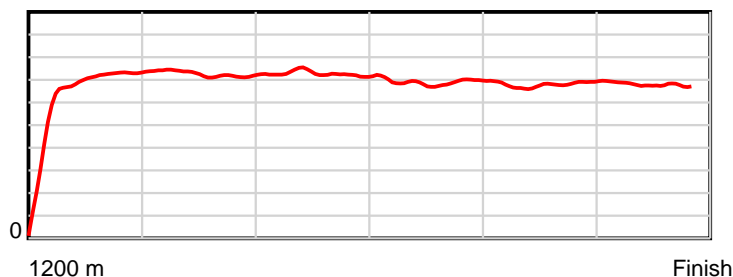
Tasracing Pty Ltd and Thoroughbred Ratings Pty Ltd accepts no responsibility for the completeness or accuracy of any of the information contained herein, and makes no representations about its suitability for any particular purpose. Users should make their own judgements about those matters and/or seek independent advice. You assume all risks associated with use of the data provided on this page.

# Race Results

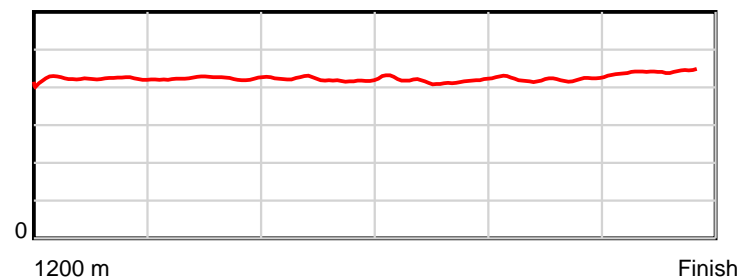
January 05, 2014, Race 6, BM78, Distance 1200m, Elwick Course Proper - Offset 2m

Result	TAB no.	Horse (Barrier)	1200 to	1000m to	800m to	600m to	400m to	200m to	Total or	Margin
6th	7	Jypsiere (3)	1000m	800m	600m	400m	200m	WP	Average	
		Position in running (margin)	-	5(3.0)	6(2.2)	6(2.6)	6(2.6)	6(1.5)		5.80
		Sectional time (s)	15.22	11.45	11.63	12.12	12.13	12.98		
		Cumulative time (s)	75.54	60.32	48.87	37.24	25.12	12.98	1:15.54	
		Speed (m/s)	13.14	17.47	17.20	16.50	16.49	15.41	15.89	
		Stride length (m)	5.59	7.39	7.25	6.88	6.95	6.79	6.75	
		Stride duration (s)	0.412	0.423	0.422	0.417	0.421	0.441	0.425	
		Stride efficiency (%)	48.77	85.34	82.20	73.96	75.38	71.96	71.20	
		Stride count	35.80	27.06	27.58	29.07	28.80	29.47	177.78	

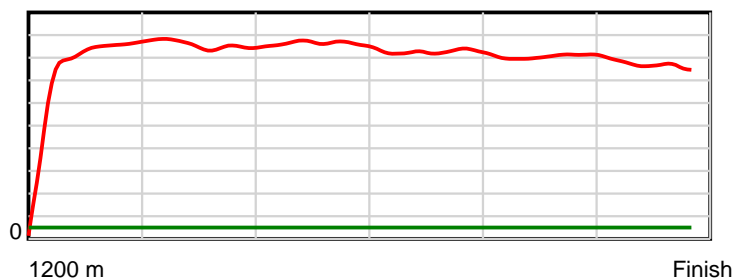
10 m Stride length



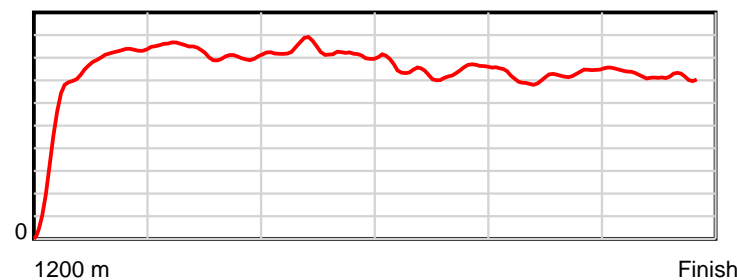
0.6 s Stride duration



20 m/sec Speed



100 % Stride efficiency



Note: Horizontal distance axis grid lines are 200m furlongs.

## Disclaimer.

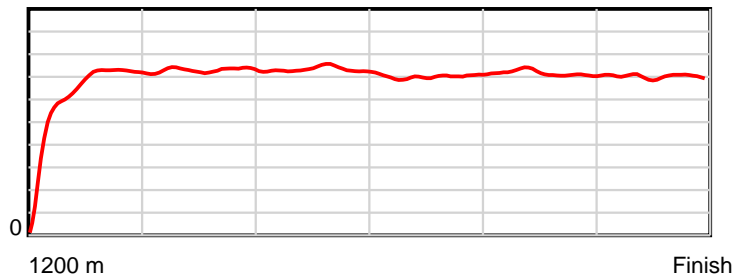
Tasracing Pty Ltd and Thoroughbred Ratings Pty Ltd accepts no responsibility for the completeness or accuracy of any of the information contained herein, and makes no representations about its suitability for any particular purpose. Users should make their own judgements about those matters and/or seek independent advice. You assume all risks associated with use of the data provided on this page.

# Race Results

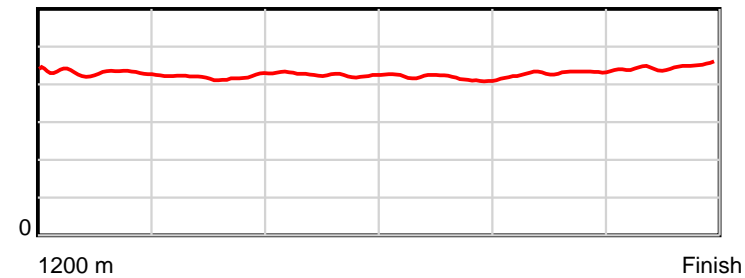
January 05, 2014, Race 6, BM78, Distance 1200m, Elwick Course Proper - Offset 2m

Result	TAB no.	Horse (Barrier)	1200 to	1000m to	800m to	600m to	400m to	200m to	Total or	Margin
7th	14	Hired Gun (6)	1000m	800m	600m	400m	200m	WP	Average	
		Position in running (margin)	-	10(5.4)	10(3.7)	10(5.0)	9(5.1)	9(3.0)		6.30
		Sectional time (s)	15.70	11.30	11.79	12.14	11.96	12.74		
		Cumulative time (s)	75.63	59.93	48.63	36.84	24.70	12.74	1:15.62	
		Speed (m/s)	12.74	17.70	16.96	16.47	16.72	15.70	15.87	
		Stride length (m)	5.71	7.42	7.22	6.87	7.17	7.03	6.85	
		Stride duration (s)	0.428	0.419	0.425	0.417	0.429	0.448	0.432	
		Stride efficiency (%)	50.97	86.09	81.38	73.85	80.39	77.26	73.40	
		Stride count	35.02	26.95	27.71	29.09	27.88	28.44	175.09	

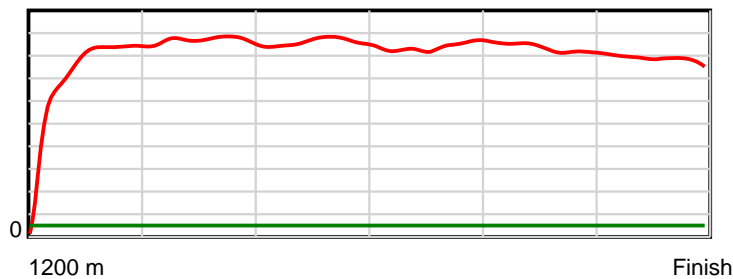
10 m Stride length



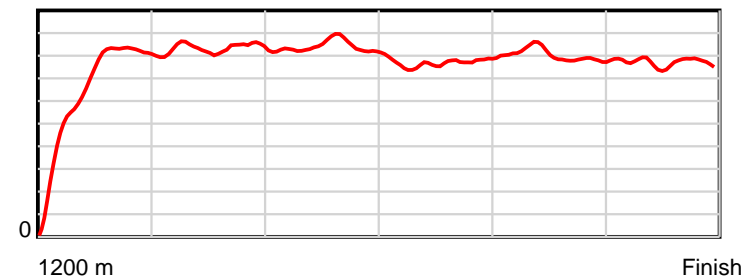
0.6 s Stride duration



20 m/sec Speed



100 % Stride efficiency



Note: Horizontal distance axis grid lines are 200m furlongs.

## Disclaimer.

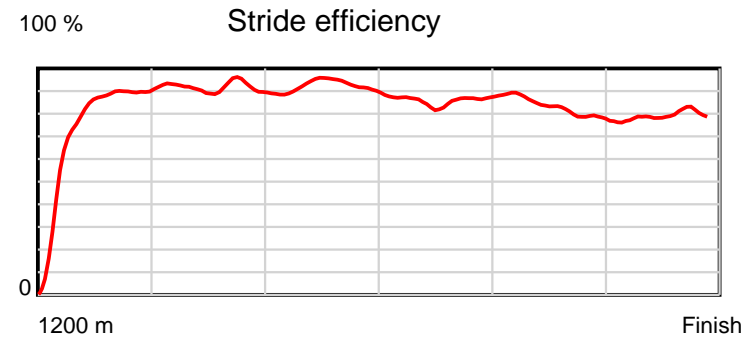
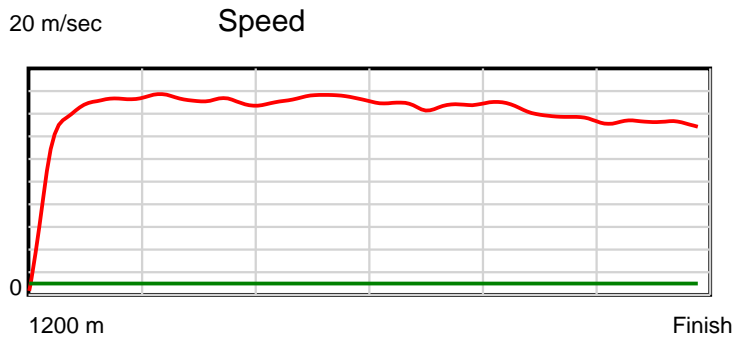
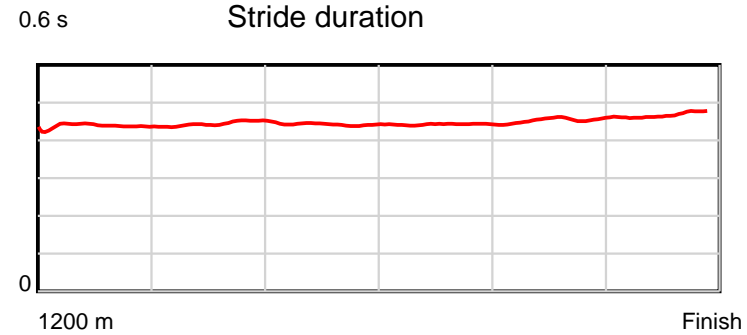
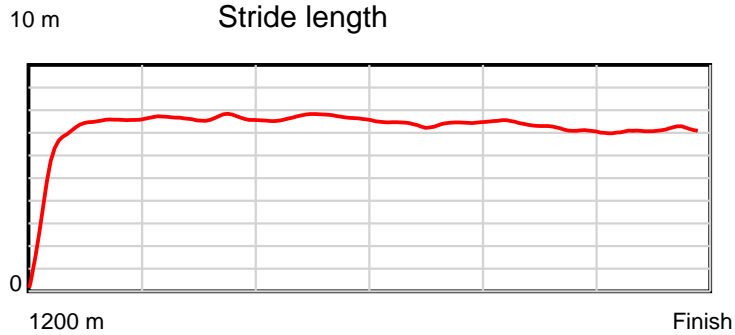
Tasracing Pty Ltd and Thoroughbred Ratings Pty Ltd accepts no responsibility for the completeness or accuracy of any of the information contained herein, and makes no representations about its suitability for any particular purpose. Users should make their own judgements about those matters and/or seek independent advice. You assume all risks associated with use of the data provided on this page.



# Race Results

January 05, 2014, Race 6, BM78, Distance 1200m, Elwick Course Proper - Offset 2m

Result	TAB no.	Horse (Barrier)	1200 to	1000m to	800m to	600m to	400m to	200m to	Total or	Margin
8th	3	<b>Short Story (4)</b>	<b>1000m</b>	<b>800m</b>	<b>600m</b>	<b>400m</b>	<b>200m</b>	<b>WP</b>	<b>Average</b>	
		Position in running (margin)	-	4(2.8)	5(1.9)	5(2.0)	4(2.2)	8(2.6)		7.80
		Sectional time (s)	15.31	11.43	11.59	12.15	12.40	13.04		
		Cumulative time (s)	75.92	60.61	49.18	37.59	25.44	13.04	1:15.92	
		Speed (m/s)	13.06	17.50	17.26	16.46	16.13	15.34	15.81	
		Stride length (m)	5.94	7.77	7.64	7.28	7.30	7.18	7.13	
		Stride duration (s)	0.433	0.444	0.443	0.442	0.453	0.468	0.451	
		Stride efficiency (%)	55.11	94.29	91.16	82.81	83.31	80.55	79.41	
		Stride count	33.68	25.75	26.19	27.47	27.39	27.86	168.34	



Note: Horizontal distance axis grid lines are 200m furlongs.

**Disclaimer.**

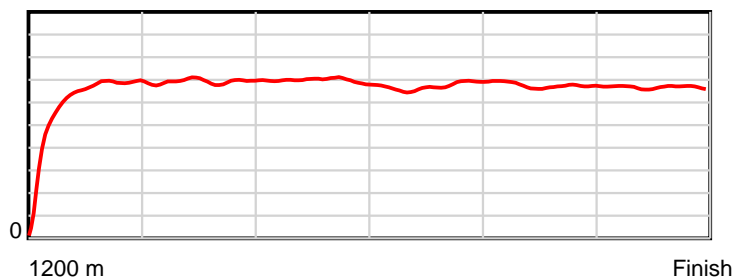
Tasracing Pty Ltd and Thoroughbred Ratings Pty Ltd accepts no responsibility for the completeness or accuracy of any of the information contained herein, and makes no representations about its suitability for any particular purpose. Users should make their own judgements about those matters and/or seek independent advice. You assume all risks associated with use of the data provided on this page.

# Race Results

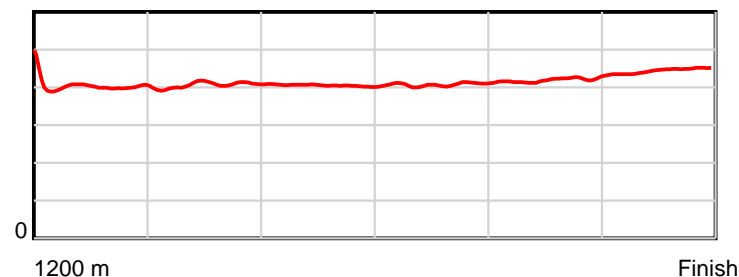
January 05, 2014, Race 6, BM78, Distance 1200m, Elwick Course Proper - Offset 2m

Result	TAB no.	Horse (Barrier)	1200 to	1000m to	800m to	600m to	400m to	200m to	Total or	Margin
9th	10	Little River G... (7)	1000m	800m	600m	400m	200m	WP	Average	
		Position in running (margin)	-	1(0.0)	2(0.0)	3(0.7)	3(1.4)	5(1.3)		8.00
		Sectional time (s)	14.85	11.59	11.68	12.24	12.31	13.30		
		Cumulative time (s)	75.96	61.11	49.52	37.84	25.60	13.30	1:15.95	
		Speed (m/s)	13.47	17.26	17.12	16.34	16.25	15.04	15.80	
		Stride length (m)	5.76	7.01	6.93	6.66	6.82	6.69	6.62	
		Stride duration (s)	0.409	0.406	0.405	0.408	0.420	0.445	0.419	
		Stride efficiency (%)	51.93	76.84	75.07	69.28	72.78	70.03	68.46	
		Stride count	34.69	28.52	28.86	30.04	29.31	29.88	181.30	

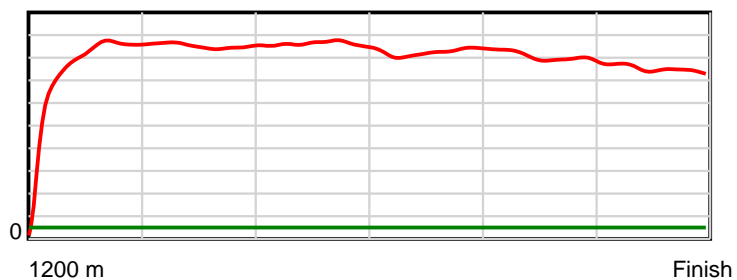
10 m Stride length



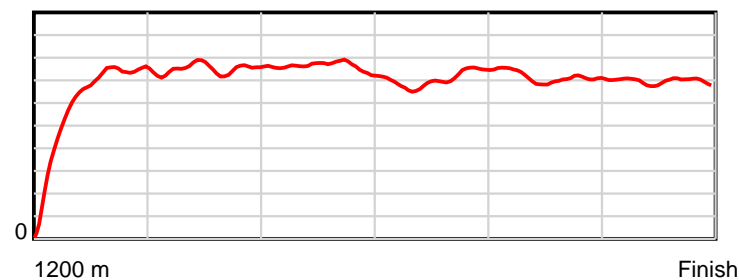
0.6 s Stride duration



20 m/sec Speed



100 % Stride efficiency



Note: Horizontal distance axis grid lines are 200m furlongs.

## Disclaimer.

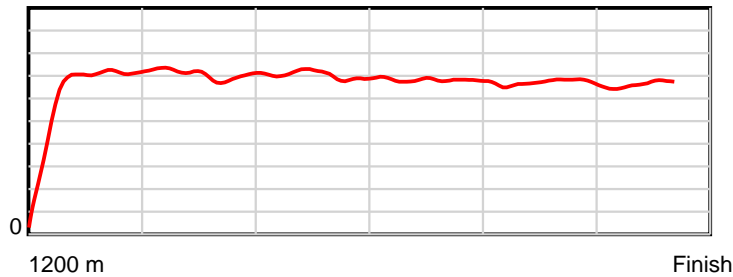
Tasracing Pty Ltd and Thoroughbred Ratings Pty Ltd accepts no responsibility for the completeness or accuracy of any of the information contained herein, and makes no representations about its suitability for any particular purpose. Users should make their own judgements about those matters and/or seek independent advice. You assume all risks associated with use of the data provided on this page.

# Race Results

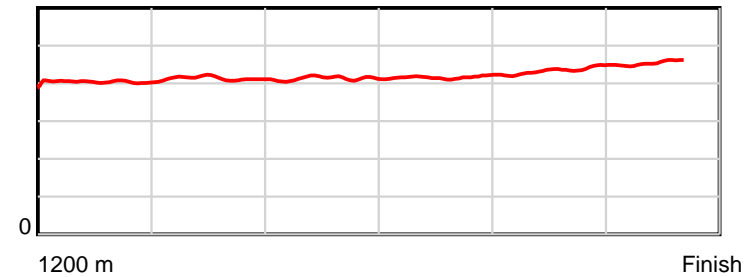
January 05, 2014, Race 6, BM78, Distance 1200m, Elwick Course Proper - Offset 2m

Result	TAB no.	Horse (Barrier)	1200 to	1000m to	800m to	600m to	400m to	200m to	Total or	Margin
10th	13	<b>Tough At Heart (9)</b>	<b>1000m</b>	<b>800m</b>	<b>600m</b>	<b>400m</b>	<b>200m</b>	<b>WP</b>	<b>Average</b>	
		Position in running (margin)	-	2(1.5)	1(0.0)	2(0.2)	2(0.9)	7(1.9)		9.80
		Sectional time (s)	15.21	11.33	11.60	12.25	12.47	13.44		
		Cumulative time (s)	76.31	61.10	49.76	38.16	25.91	13.44	1:16.31	
		Speed (m/s)	13.15	17.65	17.24	16.33	16.04	14.88	15.73	
		Stride length (m)	5.64	7.27	7.09	6.76	6.86	6.75	6.68	
		Stride duration (s)	0.410	0.412	0.412	0.414	0.428	0.453	0.425	
		Stride efficiency (%)	49.74	82.56	78.66	71.47	73.54	71.18	69.83	
		Stride count	35.45	27.52	28.19	29.57	29.15	29.63	179.51	

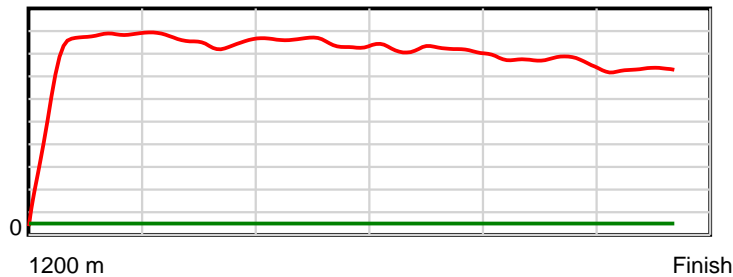
10 m Stride length



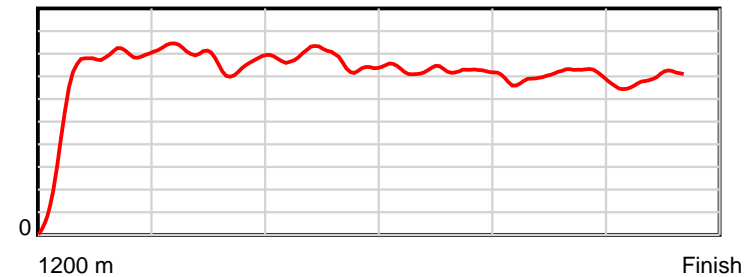
0.6 s Stride duration



20 m/sec Speed



100 % Stride efficiency



Note: Horizontal distance axis grid lines are 200m furlongs.

## Disclaimer.

Tasracing Pty Ltd and Thoroughbred Ratings Pty Ltd accepts no responsibility for the completeness or accuracy of any of the information contained herein, and makes no representations about its suitability for any particular purpose. Users should make their own judgements about those matters and/or seek independent advice. You assume all risks associated with use of the data provided on this page.