



Race Results

Devonport Racing Club, Devonport Synthetic, January 08, 2014

Compilation date: January 8, 2014, 10:22:03 PM (EST)

Copyright © 2014 Tasracing Pty Ltd. All rights reserved.

Trademarks.

StrideMASTER is a registered trademark of Thoroughbred Ratings Pty Ltd.

Disclaimer.

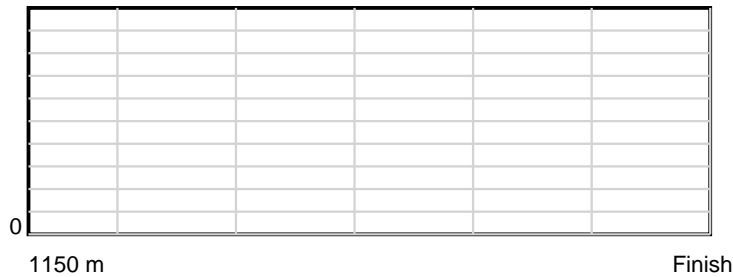
Tasracing Pty Ltd and Thoroughbred Ratings Pty Ltd accepts no responsibility for the completeness or accuracy of any of the information contained herein, and makes no representations about its suitability for any particular purpose. Users should make their own judgements about those matters and/or seek independent advice. You assume all risks associated with use of the data provided on this page.

Race Results


January 08, 2014, Race 2, MDN, Distance 1150m, Spreyton - Offset 0m

Result	TAB no.	Horse (Barrier)	1150 to	1000m to	800m to	600m to	400m to	200m to	Total or	Margin
1st	6	Persian (6)	WP	Average						
		Position in running (margin)		0.00						
		Sectional time (s)								
		Cumulative time (s)	1:10.17							
		Speed (m/s)	16.39							
		Stride length (m)	nan							
		Stride duration (s)	nan							
		Stride efficiency (%)	nan							
		Stride count	0.00							

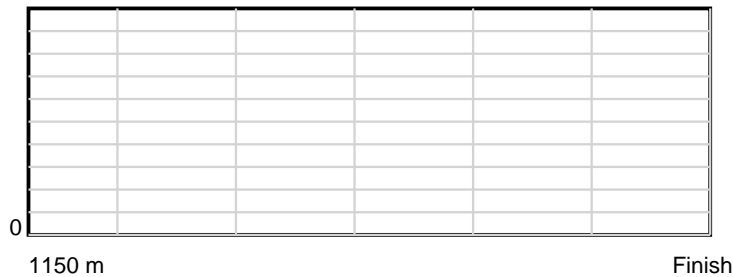
10 m Stride length



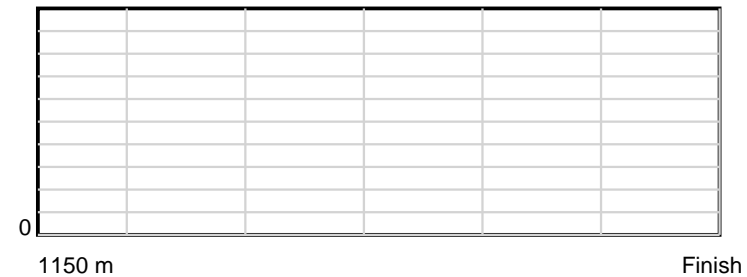
0.6 s Stride duration



20 m/sec Speed



100 % Stride efficiency



Note: Horizontal distance axis grid lines are 200m furlongs.

Disclaimer.

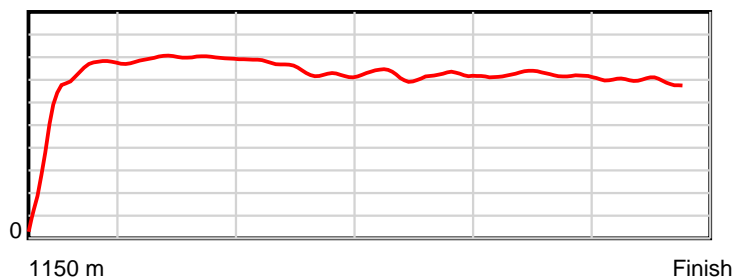
Tasracing Pty Ltd and Thoroughbred Ratings Pty Ltd accepts no responsibility for the completeness or accuracy of any of the information contained herein, and makes no representations about its suitability for any particular purpose. Users should make their own judgements about those matters and/or seek independent advice. You assume all risks associated with use of the data provided on this page.

Race Results

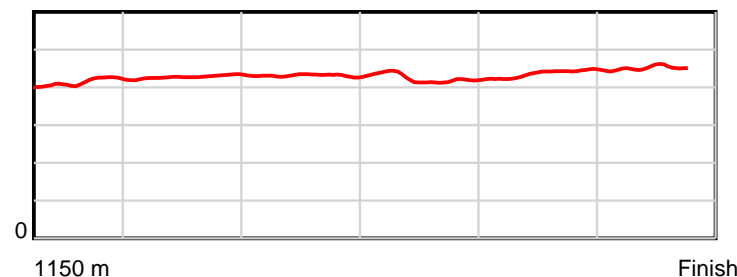
January 08, 2014, Race 2, MDN, Distance 1150m, Spreyton - Offset 0m

Result	TAB no.	Horse (Barrier)	1150 to	1000m to	800m to	600m to	400m to	200m to	Total or	Margin
2nd	3	Koutoufides (2)	1000m	800m	600m	400m	200m	WP	Average	
		Position in running (margin)	-	8(0.0)	7(0.0)	6(0.0)	5(0.0)	2(0.0)		0.10
		Sectional time (s)	11.59	10.26	11.35	12.13	11.99	12.86		
		Cumulative time (s)	70.19	58.60	48.34	36.99	24.85	12.86	1:10.18	
		Speed (m/s)	12.94	19.49	17.62	16.49	16.68	15.55	16.38	
		Stride length (m)	5.32	8.30	7.63	7.01	7.20	6.99	7.04	
		Stride duration (s)	0.420	0.426	0.433	0.425	0.432	0.450	0.429	
		Stride efficiency (%)	44.26	107.59	90.91	76.71	80.96	76.36	77.35	
		Stride count	28.19	24.10	26.22	28.55	27.79	28.61	163.46	

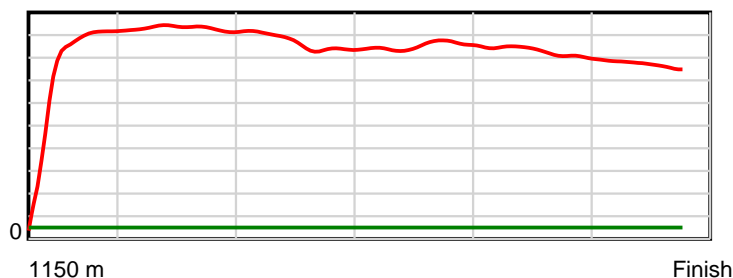
10 m Stride length



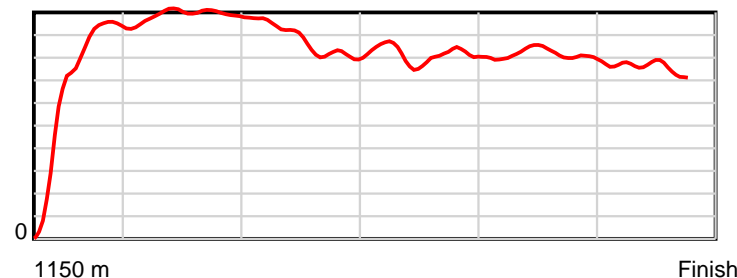
0.6 s Stride duration



20 m/sec Speed



100 % Stride efficiency



Note: Horizontal distance axis grid lines are 200m furlongs.

Disclaimer.

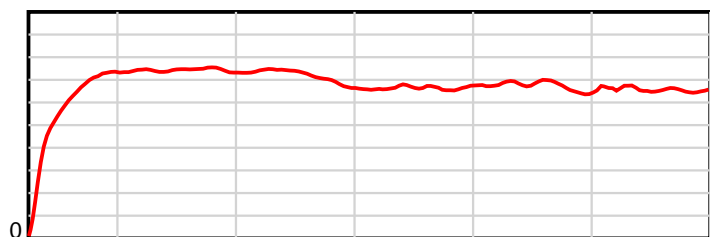
Tasracing Pty Ltd and Thoroughbred Ratings Pty Ltd accepts no responsibility for the completeness or accuracy of any of the information contained herein, and makes no representations about its suitability for any particular purpose. Users should make their own judgements about those matters and/or seek independent advice. You assume all risks associated with use of the data provided on this page.

Race Results

January 08, 2014, Race 2, MDN, Distance 1150m, Spreyton - Offset 0m

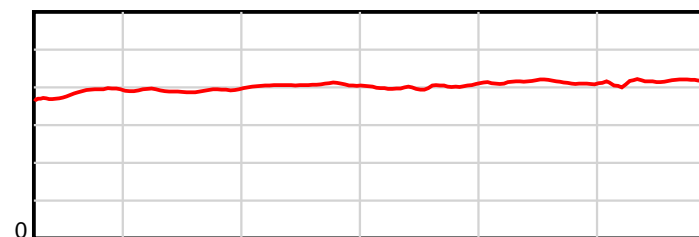
Result	TAB no.	Horse (Barrier)	1150 to	1000m to	800m to	600m to	400m to	200m to	Total or	Margin
3rd	13	Spirit of Nia (4)	1000m	800m	600m	400m	200m	WP	Average	
		Position in running (margin)	-	2(0.0)	2(0.0)	2(0.0)	2(0.0)	3(0.0)		0.80
		Sectional time (s)	10.69	10.57	11.62	12.11	12.37	12.96		
		Cumulative time (s)	70.32	59.63	49.06	37.44	25.33	12.96	1:10.31	
		Speed (m/s)	14.04	18.92	17.21	16.52	16.17	15.43	16.35	
		Stride length (m)	5.23	7.42	6.98	6.62	6.67	6.37	6.54	
		Stride duration (s)	0.379	0.392	0.406	0.401	0.412	0.413	0.400	
		Stride efficiency (%)	42.73	85.92	76.21	68.48	69.46	63.50	66.81	
		Stride count	28.69	26.97	28.64	30.21	30.00	31.37	175.88	

10 m Stride length



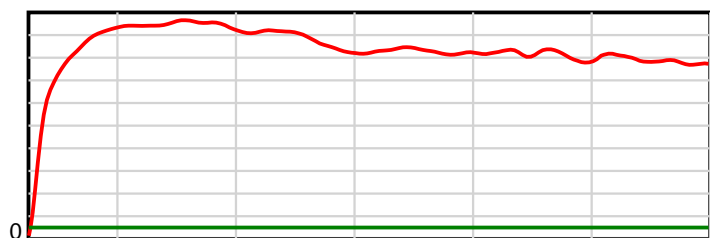
1150 m Finish

0.6 s Stride duration



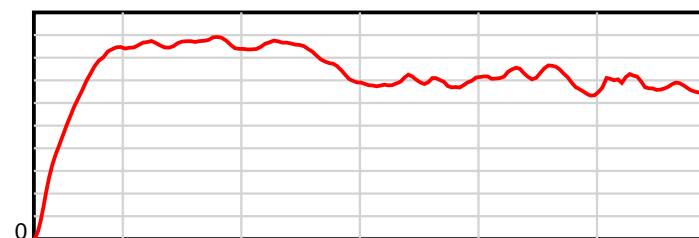
1150 m Finish

20 m/sec Speed



1150 m Finish

100 % Stride efficiency



1150 m Finish

Note: Horizontal distance axis grid lines are 200m furlongs.

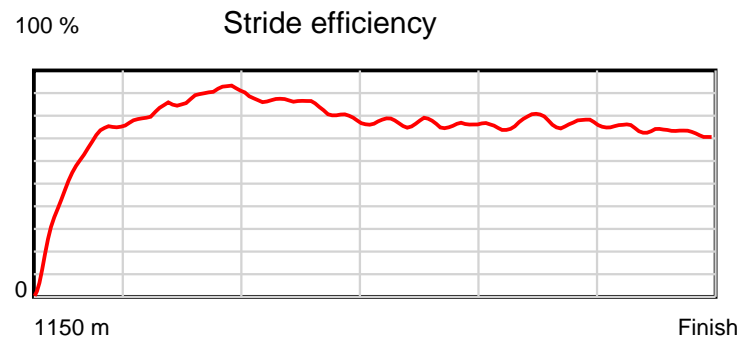
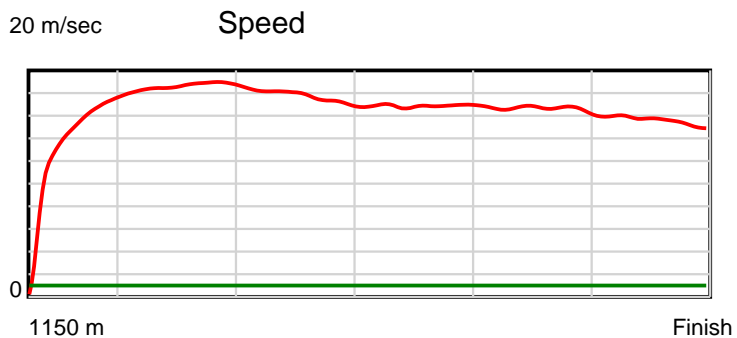
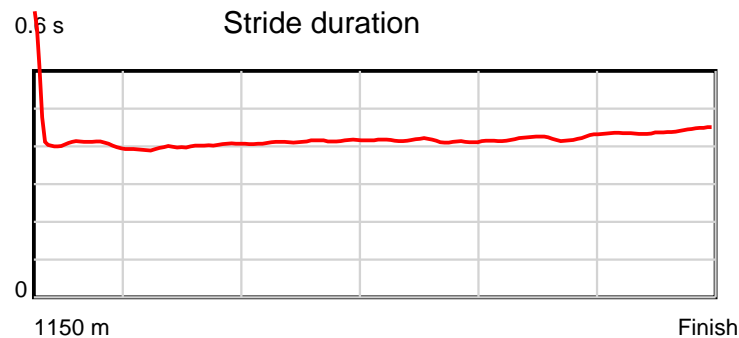
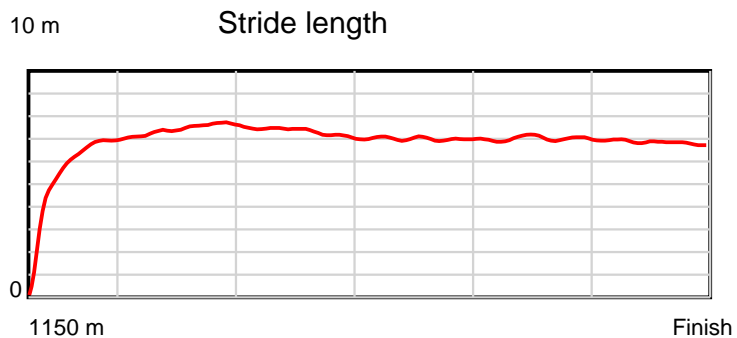
Disclaimer.

Tasracing Pty Ltd and Thoroughbred Ratings Pty Ltd accepts no responsibility for the completeness or accuracy of any of the information contained herein, and makes no representations about its suitability for any particular purpose. Users should make their own judgements about those matters and/or seek independent advice. You assume all risks associated with use of the data provided on this page.

Race Results

January 08, 2014, Race 2, MDN, Distance 1150m, Spreyton - Offset 0m

Result	TAB no.	Horse (Barrier)	1150 to	1000m to	800m to	600m to	400m to	200m to	Total or	Margin
4th	11	Yackety Sax (9)	1000m	800m	600m	400m	200m	WP	Average	
		Position in running (margin)	-	6(0.0)	6(0.0)	7(0.0)	7(0.0)	5(0.0)		2.20
		Sectional time (s)	11.21	10.61	11.42	12.39	12.07	12.88		
		Cumulative time (s)	70.58	59.37	48.76	37.34	24.95	12.88	1:10.57	
		Speed (m/s)	13.39	18.85	17.51	16.14	16.57	15.53	16.29	
		Stride length (m)	5.70	7.53	7.22	6.69	6.99	6.85	6.84	
		Stride duration (s)	0.433	0.399	0.412	0.415	0.422	0.441	0.420	
		Stride efficiency (%)	50.83	88.54	81.52	70.01	76.37	73.42	73.02	
		Stride count	26.30	26.57	27.69	29.88	28.61	29.18	168.23	



Note: Horizontal distance axis grid lines are 200m furlongs.

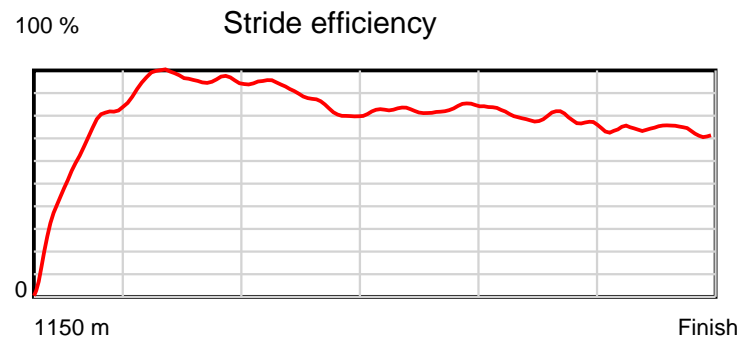
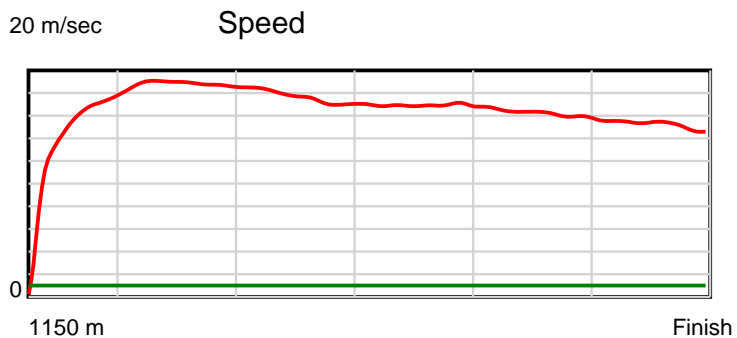
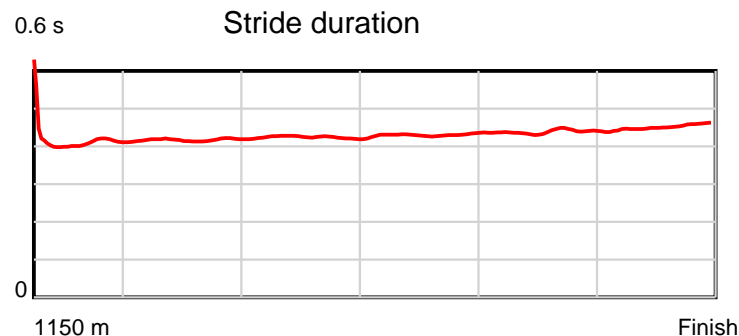
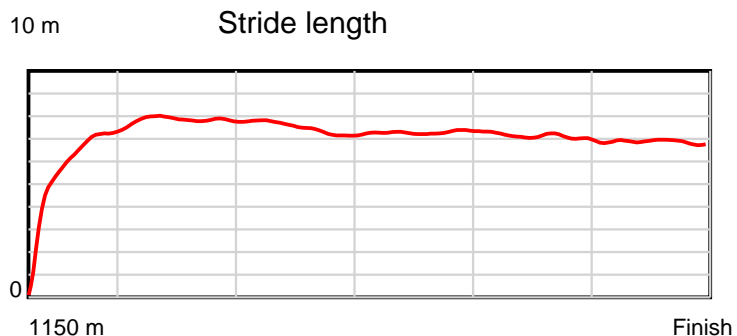
Disclaimer.

Tasracing Pty Ltd and Thoroughbred Ratings Pty Ltd accepts no responsibility for the completeness or accuracy of any of the information contained herein, and makes no representations about its suitability for any particular purpose. Users should make their own judgements about those matters and/or seek independent advice. You assume all risks associated with use of the data provided on this page.

Race Results

January 08, 2014, Race 2, MDN, Distance 1150m, Spreyton - Offset 0m

Result	TAB no.	Horse (Barrier)	1150 to	1000m to	800m to	600m to	400m to	200m to	Total or	Margin
5th	4	Poucher (7)	1000m	800m	600m	400m	200m	WP	Average	
		Position in running (margin)	-	5(0.0)	5(0.0)	4(0.0)	4(0.0)	4(0.0)		3.60
		Sectional time (s)	11.24	10.46	11.35	12.22	12.42	13.15		
		Cumulative time (s)	70.84	59.60	49.14	37.79	25.57	13.15	1:10.84	
		Speed (m/s)	13.35	19.12	17.62	16.37	16.10	15.21	16.23	
		Stride length (m)	5.46	7.98	7.47	7.05	7.06	6.87	6.96	
		Stride duration (s)	0.413	0.417	0.424	0.431	0.438	0.452	0.429	
		Stride efficiency (%)	46.61	99.56	87.11	77.64	77.79	73.79	75.79	
		Stride count	27.46	25.06	26.79	28.37	28.35	29.10	165.13	



Note: Horizontal distance axis grid lines are 200m furlongs.

Disclaimer.

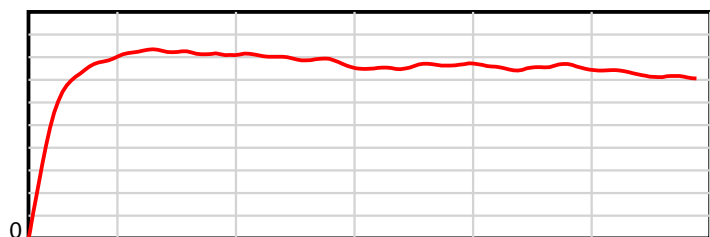
Tasracing Pty Ltd and Thoroughbred Ratings Pty Ltd accepts no responsibility for the completeness or accuracy of any of the information contained herein, and makes no representations about its suitability for any particular purpose. Users should make their own judgements about those matters and/or seek independent advice. You assume all risks associated with use of the data provided on this page.

Race Results

January 08, 2014, Race 2, MDN, Distance 1150m, Spreyton - Offset 0m

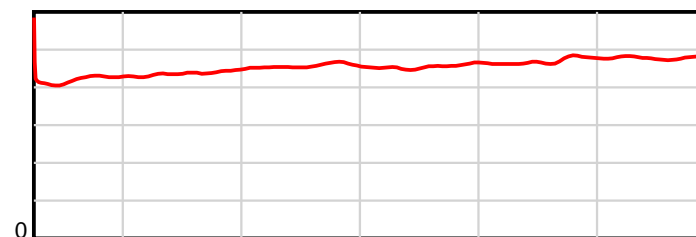
Result	TAB no.	Horse (Barrier)	1150 to	1000m to	800m to	600m to	400m to	200m to	Total or	Margin
6th	7	Private Curren... (1)	1000m	800m	600m	400m	200m	WP	Average	
		Position in running (margin)	-	4(0.0)	4(0.0)	5(0.0)	6(0.0)	6(0.0)		4.00
		Sectional time (s)	11.04	10.47	11.58	12.23	12.37	13.22		
		Cumulative time (s)	70.91	59.87	49.40	37.82	25.59	13.22	1:10.90	
		Speed (m/s)	13.59	19.10	17.27	16.35	16.17	15.13	16.22	
		Stride length (m)	5.74	8.34	7.88	7.43	7.58	7.23	7.35	
		Stride duration (s)	0.432	0.436	0.456	0.455	0.469	0.478	0.453	
		Stride efficiency (%)	51.54	108.66	97.06	86.33	89.82	81.70	84.45	
		Stride count	26.12	23.98	25.38	26.91	26.38	27.66	156.43	

10 m Stride length



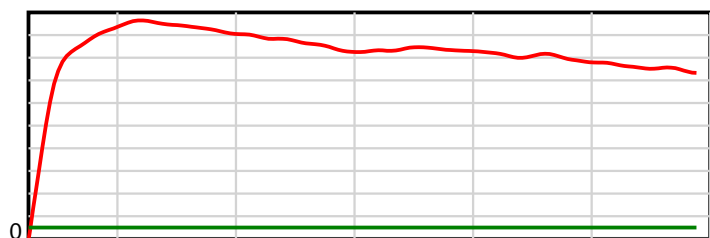
1150 m Finish

0.6 s Stride duration



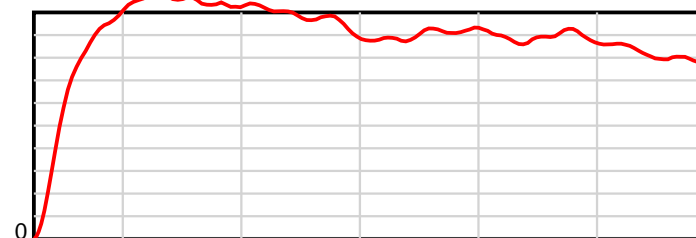
1150 m Finish

20 m/sec Speed



1150 m Finish

100 % Stride efficiency



1150 m Finish

Note: Horizontal distance axis grid lines are 200m furlongs.

Disclaimer.

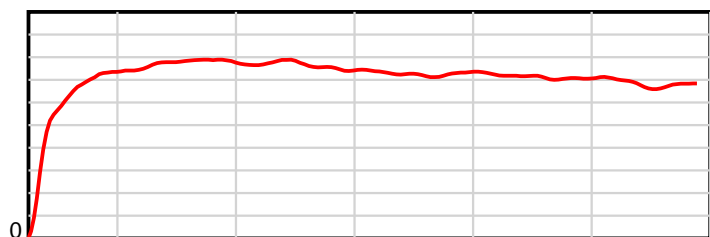
Tasracing Pty Ltd and Thoroughbred Ratings Pty Ltd accepts no responsibility for the completeness or accuracy of any of the information contained herein, and makes no representations about its suitability for any particular purpose. Users should make their own judgements about those matters and/or seek independent advice. You assume all risks associated with use of the data provided on this page.

Race Results

January 08, 2014, Race 2, MDN, Distance 1150m, Spreyton - Offset 0m

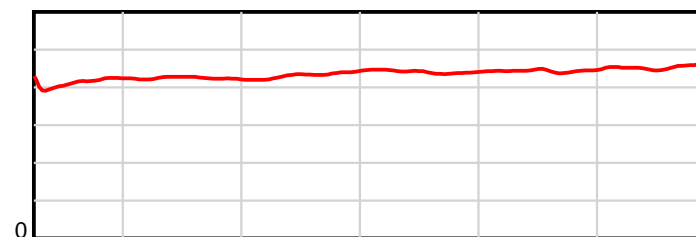
Result	TAB no.	Horse (Barrier)	1150 to	1000m to	800m to	600m to	400m to	200m to	Total or	Margin
7th	12	Billemma (5)	1000m	800m	600m	400m	200m	WP	Average	
		Position in running (margin)	-	7(0.0)	8(0.0)	8(0.0)	8(0.0)	8(0.0)		6.10
		Sectional time (s)	11.43	10.69	11.25	12.31	12.37	13.25		
		Cumulative time (s)	71.30	59.87	49.19	37.93	25.62	13.25	1:11.29	
		Speed (m/s)	13.12	18.71	17.78	16.25	16.17	15.09	16.13	
		Stride length (m)	5.32	7.93	7.68	7.17	7.17	6.86	6.99	
		Stride duration (s)	0.412	0.424	0.432	0.442	0.443	0.455	0.434	
		Stride efficiency (%)	44.16	98.24	92.07	80.36	80.31	73.63	76.44	
		Stride count	28.22	25.22	26.06	27.89	27.90	29.14	164.43	

10 m Stride length



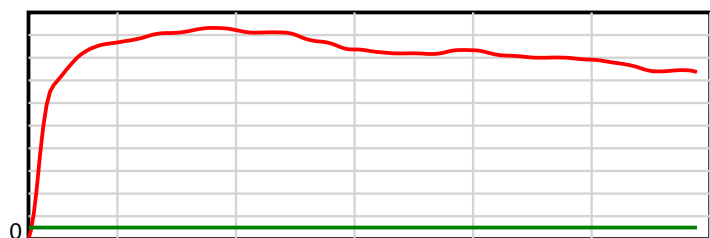
1150 m Finish

0.6 s Stride duration



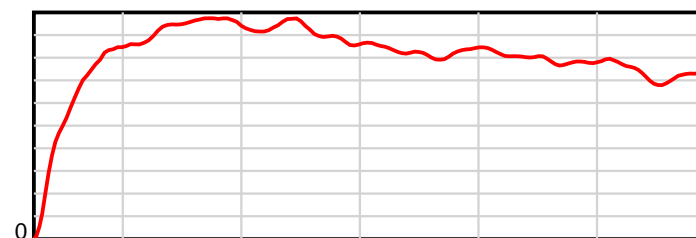
1150 m Finish

20 m/sec Speed



1150 m Finish

100 % Stride efficiency



1150 m Finish

Note: Horizontal distance axis grid lines are 200m furlongs.

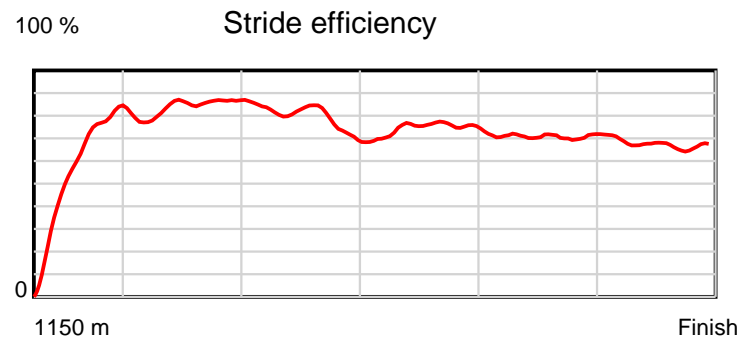
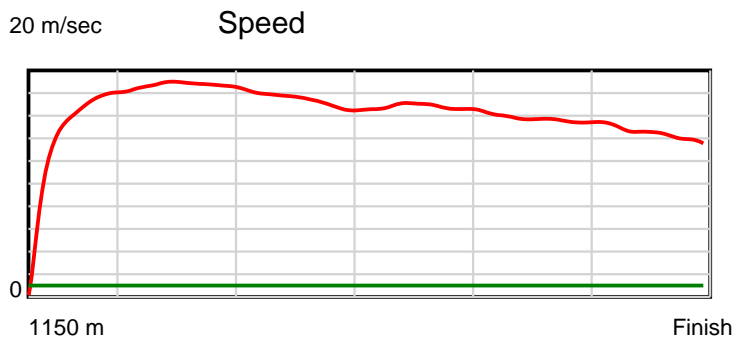
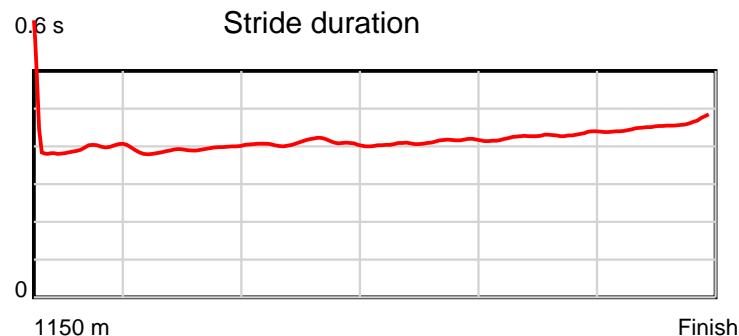
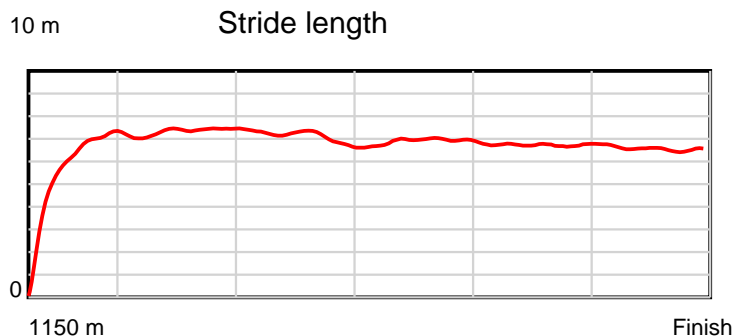
Disclaimer.

Tasracing Pty Ltd and Thoroughbred Ratings Pty Ltd accepts no responsibility for the completeness or accuracy of any of the information contained herein, and makes no representations about its suitability for any particular purpose. Users should make their own judgements about those matters and/or seek independent advice. You assume all risks associated with use of the data provided on this page.

Race Results

January 08, 2014, Race 2, MDN, Distance 1150m, Spreyton - Offset 0m

Result	TAB no.	Horse (Barrier)	1150 to	1000m to	800m to	600m to	400m to	200m to	Total or	Margin
8th	1	Bodery Varemo (3)	1000m	800m	600m	400m	200m	WP	Average	
		Position in running (margin)	-	3(0.0)	3(0.0)	3(0.0)	3(0.0)	7(0.0)		10.10
		Sectional time (s)	11.30	10.44	11.51	12.18	12.67	13.97		
		Cumulative time (s)	72.07	60.77	50.33	38.82	26.64	13.97	1:12.06	
		Speed (m/s)	13.28	19.16	17.38	16.42	15.79	14.32	15.96	
		Stride length (m)	5.55	7.48	7.11	6.73	6.75	6.55	6.70	
		Stride duration (s)	0.417	0.391	0.409	0.410	0.428	0.458	0.420	
		Stride efficiency (%)	48.19	87.49	78.96	70.86	71.18	67.07	70.07	
		Stride count	27.01	26.73	28.14	29.70	29.63	30.53	171.74	



Note: Horizontal distance axis grid lines are 200m furlongs.

Disclaimer.

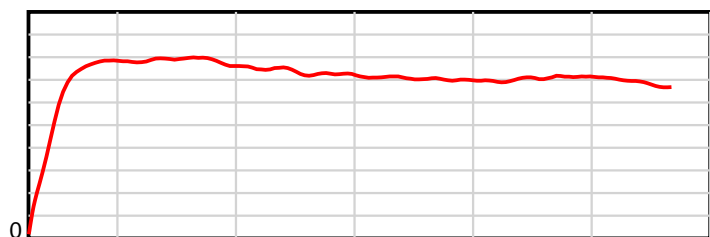
Tasracing Pty Ltd and Thoroughbred Ratings Pty Ltd accepts no responsibility for the completeness or accuracy of any of the information contained herein, and makes no representations about its suitability for any particular purpose. Users should make their own judgements about those matters and/or seek independent advice. You assume all risks associated with use of the data provided on this page.

Race Results

January 08, 2014, Race 2, MDN, Distance 1150m, Spreyton - Offset 0m

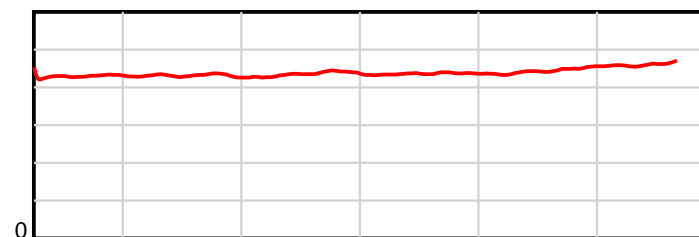
Result	TAB no.	Horse (Barrier)	1150 to	1000m to	800m to	600m to	400m to	200m to	Total or	Margin
9th	8	Solo Man (8)	1000m	800m	600m	400m	200m	WP	Average	
		Position in running (margin)	-	9(0.0)	9(0.0)	9(0.0)	9(0.0)	9(0.0)		13.30
		Sectional time (s)	12.56	10.36	11.63	12.35	12.43	13.37		
		Cumulative time (s)	72.69	60.13	49.77	38.14	25.79	13.37	1:12.68	
		Speed (m/s)	11.94	19.31	17.20	16.19	16.09	14.96	15.82	
		Stride length (m)	5.21	8.32	7.45	7.06	7.07	6.89	6.96	
		Stride duration (s)	0.441	0.431	0.433	0.436	0.439	0.461	0.440	
		Stride efficiency (%)	42.44	108.24	86.65	77.98	78.06	74.20	75.63	
		Stride count	28.78	24.03	26.86	28.31	28.30	29.02	165.30	

10 m Stride length



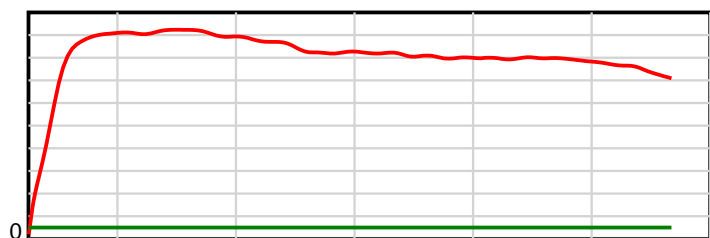
1150 m Finish

0.6 s Stride duration



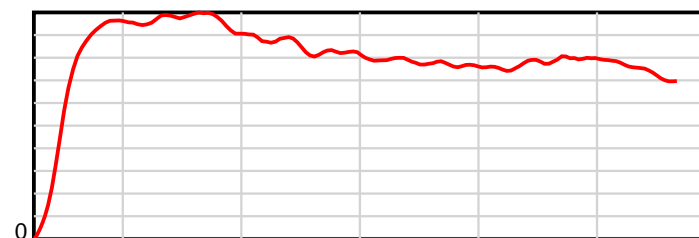
1150 m Finish

20 m/sec Speed



1150 m Finish

100 % Stride efficiency



1150 m Finish

Note: Horizontal distance axis grid lines are 200m furlongs.

Disclaimer.

Tasracing Pty Ltd and Thoroughbred Ratings Pty Ltd accepts no responsibility for the completeness or accuracy of any of the information contained herein, and makes no representations about its suitability for any particular purpose. Users should make their own judgements about those matters and/or seek independent advice. You assume all risks associated with use of the data provided on this page.