



Race Results

Devonport Racing Club, Devonport Synthetic, January 08, 2014

Compilation date: January 8, 2014, 10:26:30 PM (EST)

Copyright © 2014 Tasracing Pty Ltd. All rights reserved.

Trademarks.

StrideMASTER is a registered trademark of Thoroughbred Ratings Pty Ltd.

Disclaimer.

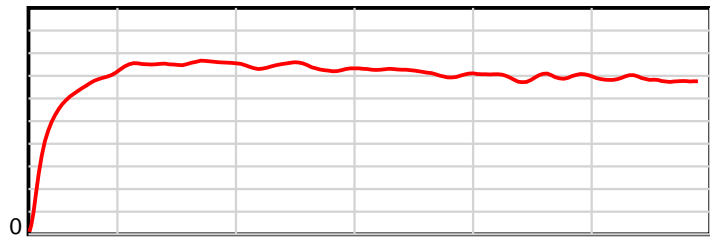
Tasracing Pty Ltd and Thoroughbred Ratings Pty Ltd accepts no responsibility for the completeness or accuracy of any of the information contained herein, and makes no representations about its suitability for any particular purpose. Users should make their own judgements about those matters and/or seek independent advice. You assume all risks associated with use of the data provided on this page.

Race Results

January 08, 2014, Race 6, QLTY HCP, Distance 1150m, Spreyton - Offset 0m

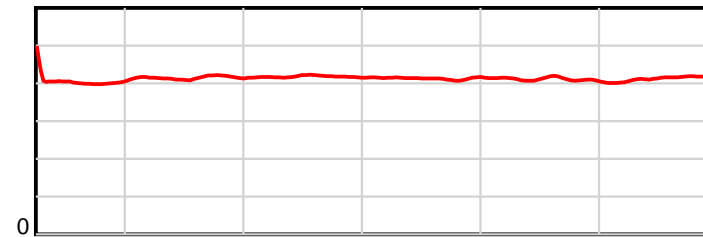
Result	TAB no.	Horse (Barrier)	1150 to	1000m to	800m to	600m to	400m to	200m to	Total or	Margin
1st	7	Flash Al Moon (2)	1000m	800m	600m	400m	200m	WP	Average	
		Position in running (margin)	-	3(1.3)	5(4.4)	6(4.9)	5(2.8)	2(0.3)		0.00
		Sectional time (s)	11.21	10.85	11.28	11.68	11.54	12.03		
		Cumulative time (s)	68.59	57.38	46.53	35.24	23.57	12.03	1:08.59	
		Speed (m/s)	13.38	18.43	17.73	17.12	17.33	16.63	16.77	
		Stride length (m)	5.48	7.63	7.41	7.08	7.13	6.85	6.93	
		Stride duration (s)	0.414	0.414	0.418	0.413	0.411	0.412	0.413	
		Stride efficiency (%)	47.00	90.96	85.72	78.34	79.45	73.31	74.94	
		Stride count	27.35	26.21	27.00	28.25	28.05	29.20	166.06	

10 m Stride length



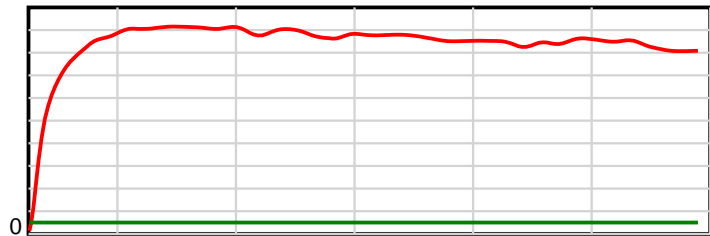
1150 m Finish

0.6 s Stride duration



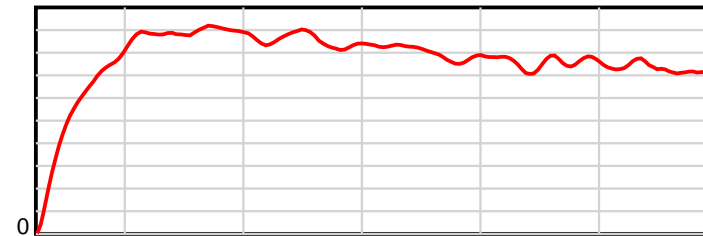
1150 m Finish

20 m/sec Speed



1150 m Finish

100 % Stride efficiency



1150 m Finish

Note: Horizontal distance axis grid lines are 200m furlongs.

Disclaimer.

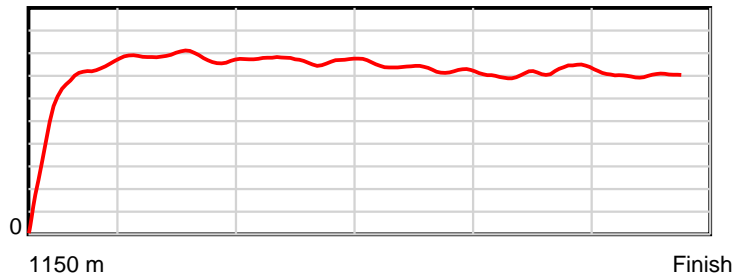
Tasracing Pty Ltd and Thoroughbred Ratings Pty Ltd accepts no responsibility for the completeness or accuracy of any of the information contained herein, and makes no representations about its suitability for any particular purpose. Users should make their own judgements about those matters and/or seek independent advice. You assume all risks associated with use of the data provided on this page.

Race Results

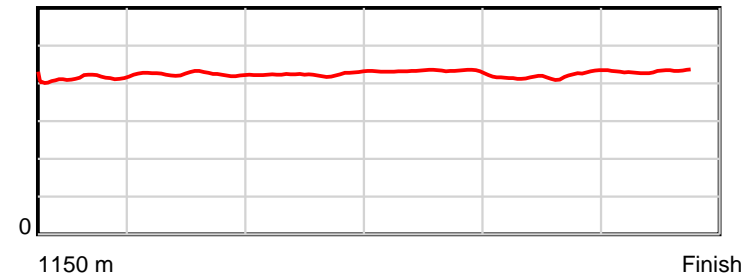
January 08, 2014, Race 6, QLTY HCP, Distance 1150m, Spreyton - Offset 0m

Result	TAB no.	Horse (Barrier)	1150 to	1000m to	800m to	600m to	400m to	200m to	Total or	Margin
2nd	1	Rebel Bride (7)	1000m	800m	600m	400m	200m	WP	Average	
		Position in running (margin)	-	8(5.0)	6(5.5)	5(4.1)	6(2.8)	1(0.0)		0.10
		Sectional time (s)	11.82	10.42	10.96	11.81	11.49	12.11		
		Cumulative time (s)	68.61	56.79	46.37	35.41	23.59	12.11	1:08.61	
		Speed (m/s)	12.69	19.19	18.25	16.93	17.41	16.52	16.76	
		Stride length (m)	5.13	8.13	7.72	7.33	7.28	7.14	7.08	
		Stride duration (s)	0.413	0.424	0.423	0.433	0.418	0.432	0.422	
		Stride efficiency (%)	41.15	103.38	93.07	84.00	82.74	79.55	78.23	
		Stride count	29.23	24.59	25.92	27.28	27.48	28.03	162.53	

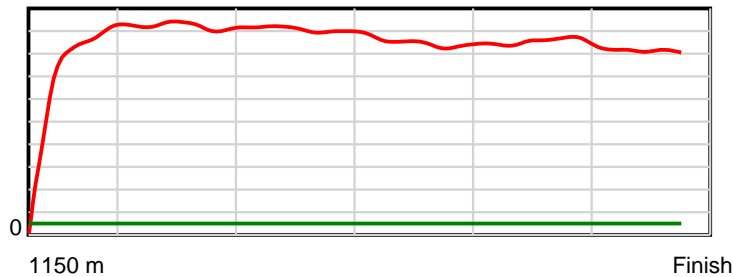
10 m Stride length



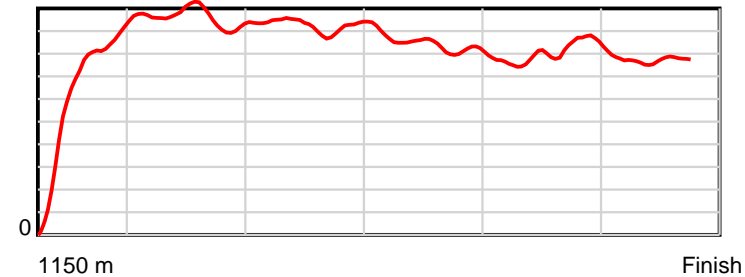
0.6 s Stride duration



20 m/sec Speed



100 % Stride efficiency



Note: Horizontal distance axis grid lines are 200m furlongs.

Disclaimer.

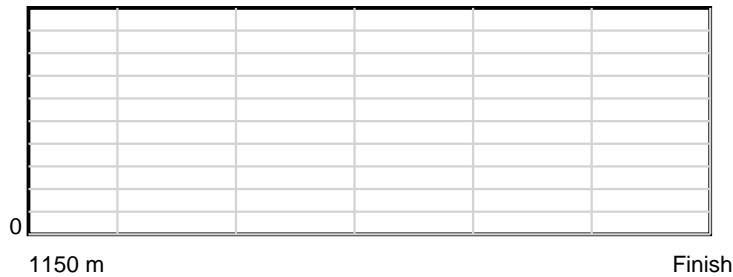
Tasracing Pty Ltd and Thoroughbred Ratings Pty Ltd accepts no responsibility for the completeness or accuracy of any of the information contained herein, and makes no representations about its suitability for any particular purpose. Users should make their own judgements about those matters and/or seek independent advice. You assume all risks associated with use of the data provided on this page.

Race Results


January 08, 2014, Race 6, QLTY HCP, Distance 1150m, Spreyton - Offset 0m

Result	TAB no.	Horse (Barrier)	1150 to	1000m to	800m to	600m to	400m to	200m to	Total or	Margin
3rd	6	Loaded Owners (9)								
		Position in running (margin)								
		Sectional time (s)								
		Cumulative time (s)								
		Speed (m/s)								
		Stride length (m)								
		Stride duration (s)								
		Stride efficiency (%)								
		Stride count								

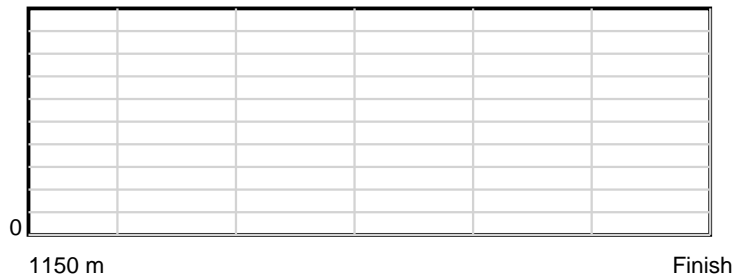
10 m Stride length



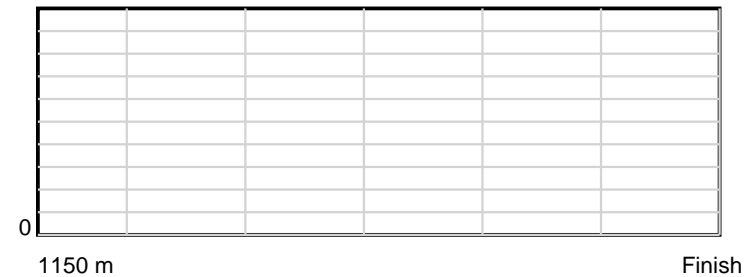
0.6 s Stride duration



20 m/sec Speed



100 % Stride efficiency



Note: Horizontal distance axis grid lines are 200m furlongs.

Disclaimer.

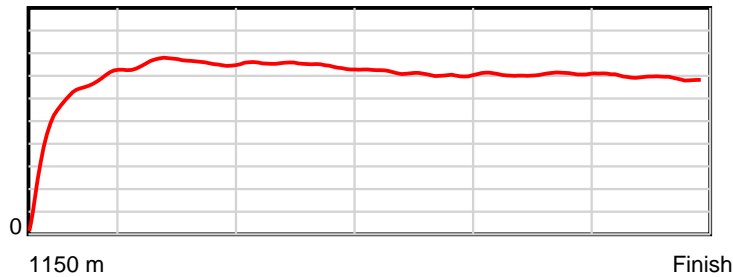
Tasracing Pty Ltd and Thoroughbred Ratings Pty Ltd accepts no responsibility for the completeness or accuracy of any of the information contained herein, and makes no representations about its suitability for any particular purpose. Users should make their own judgements about those matters and/or seek independent advice. You assume all risks associated with use of the data provided on this page.

Race Results

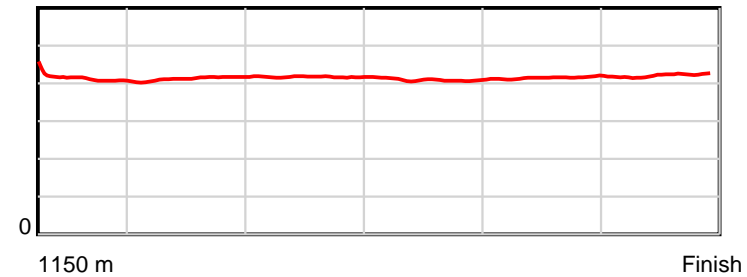
January 08, 2014, Race 6, QLTY HCP, Distance 1150m, Spreyton - Offset 0m

Result	TAB no.	Horse (Barrier)	1150 to	1000m to	800m to	600m to	400m to	200m to	Total or	Margin
4th	2	Youthful Jack (8)	1000m	800m	600m	400m	200m	WP	Average	
		Position in running (margin)	-	6(4.3)	8(6.4)	7(5.5)	8(5.0)	8(2.9)		2.50
		Sectional time (s)	11.76	10.68	11.06	11.95	11.60	12.00		
		Cumulative time (s)	69.04	57.28	46.60	35.54	23.59	12.00	1:09.04	
		Speed (m/s)	12.75	18.73	18.08	16.74	17.24	16.67	16.66	
		Stride length (m)	5.26	7.71	7.55	6.85	7.16	7.01	6.90	
		Stride duration (s)	0.417	0.412	0.417	0.409	0.415	0.420	0.414	
		Stride efficiency (%)	43.22	92.98	89.06	73.31	80.15	76.77	74.46	
		Stride count	28.52	25.93	26.49	29.20	27.93	28.53	166.60	

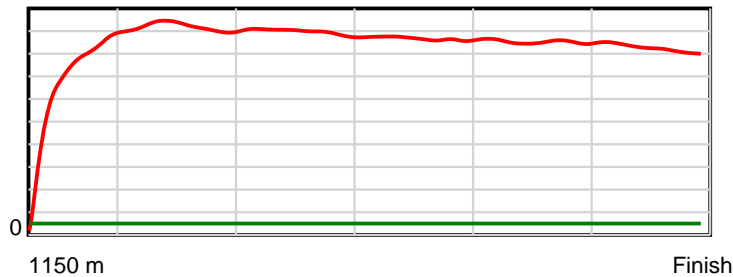
10 m Stride length



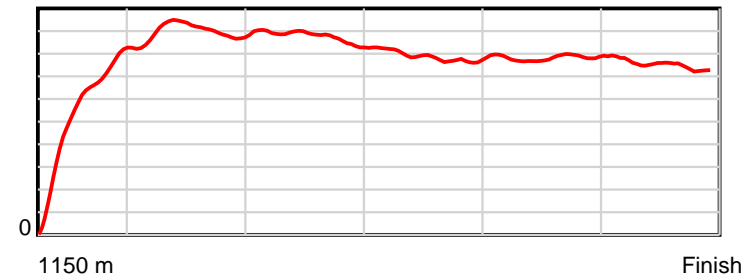
0.6 s Stride duration



20 m/sec Speed



100 % Stride efficiency



Note: Horizontal distance axis grid lines are 200m furlongs.

Disclaimer.

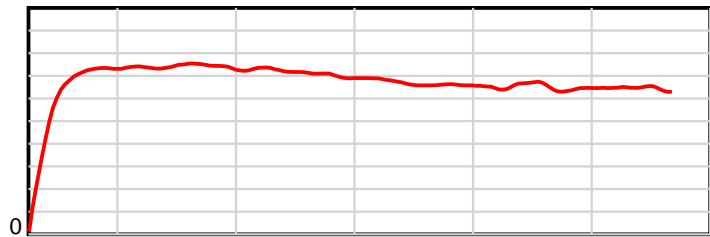
Tasracing Pty Ltd and Thoroughbred Ratings Pty Ltd accepts no responsibility for the completeness or accuracy of any of the information contained herein, and makes no representations about its suitability for any particular purpose. Users should make their own judgements about those matters and/or seek independent advice. You assume all risks associated with use of the data provided on this page.

Race Results

January 08, 2014, Race 6, QLTY HCP, Distance 1150m, Spreyton - Offset 0m

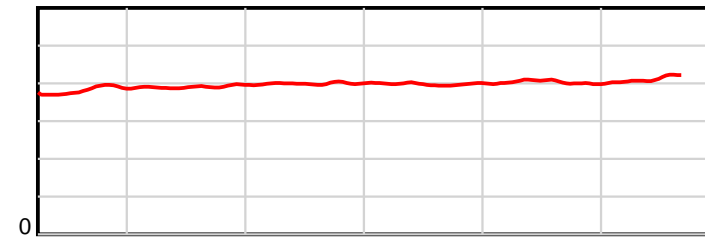
Result	TAB no.	Horse (Barrier)	1150 to	1000m to	800m to	600m to	400m to	200m to	Total or	Margin
5th	3	Punctuate (4)	1000m	800m	600m	400m	200m	WP	Average	
		Position in running (margin)	-	7(4.6)	2(1.8)	2(0.5)	2(0.9)	4(0.6)		3.00
		Sectional time (s)	11.71	9.86	10.99	12.10	11.90	12.58		
		Cumulative time (s)	69.13	57.42	47.56	36.58	24.48	12.58	1:09.12	
		Speed (m/s)	12.81	20.28	18.20	16.53	16.81	15.90	16.64	
		Stride length (m)	4.94	7.88	7.27	6.58	6.78	6.51	6.61	
		Stride duration (s)	0.394	0.388	0.399	0.398	0.403	0.409	0.398	
		Stride efficiency (%)	38.21	96.97	82.50	67.66	71.79	66.24	68.36	
		Stride count	30.33	25.39	27.53	30.39	29.51	30.72	173.87	

10 m Stride length



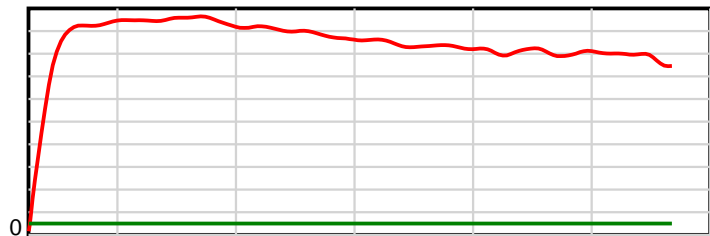
1150 m Finish

0.6 s Stride duration



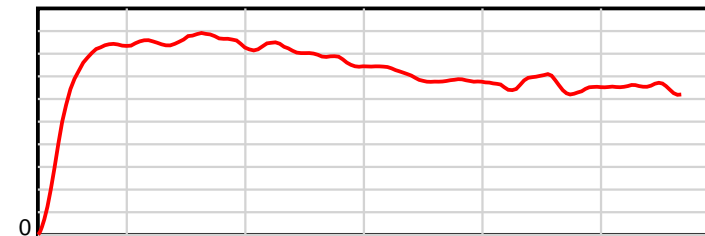
1150 m Finish

20 m/sec Speed



1150 m Finish

100 % Stride efficiency



1150 m Finish

Note: Horizontal distance axis grid lines are 200m furlongs.

Disclaimer.

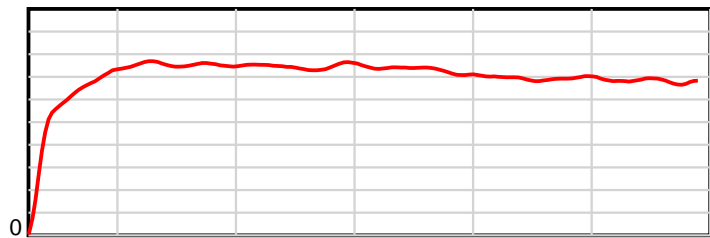
Tasracing Pty Ltd and Thoroughbred Ratings Pty Ltd accepts no responsibility for the completeness or accuracy of any of the information contained herein, and makes no representations about its suitability for any particular purpose. Users should make their own judgements about those matters and/or seek independent advice. You assume all risks associated with use of the data provided on this page.

Race Results

January 08, 2014, Race 6, QLTY HCP, Distance 1150m, Spreyton - Offset 0m

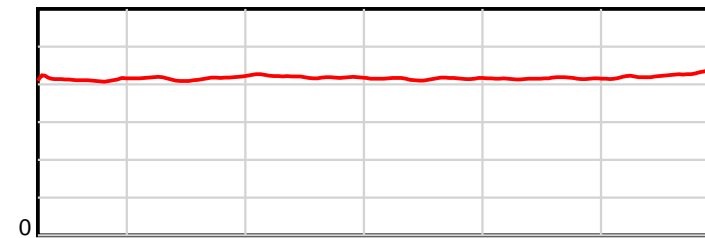
Result	TAB no.	Horse (Barrier)	1150 to	1000m to	800m to	600m to	400m to	200m to	Total or	Margin
6th	9	Tuesdaynitedel... (3)	1000m	800m	600m	400m	200m	WP	Average	
		Position in running (margin)	-	5(3.3)	7(6.0)	8(5.6)	7(4.1)	6(2.6)		5.40
		Sectional time (s)	11.71	10.78	11.13	11.79	11.70	12.46		
		Cumulative time (s)	69.57	57.86	47.08	35.95	24.16	12.46	1:09.56	
		Speed (m/s)	12.81	18.55	17.97	16.96	17.09	16.05	16.53	
		Stride length (m)	5.22	7.71	7.55	7.04	7.10	6.81	6.88	
		Stride duration (s)	0.406	0.416	0.420	0.415	0.415	0.425	0.416	
		Stride efficiency (%)	42.60	92.93	89.13	77.51	78.73	72.56	74.04	
		Stride count	28.73	25.93	26.48	28.40	28.18	29.35	167.07	

10 m Stride length



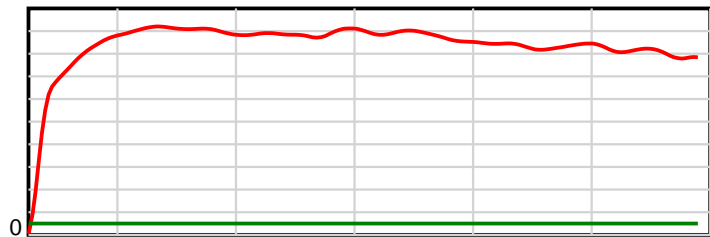
1150 m Finish

0.6 s Stride duration



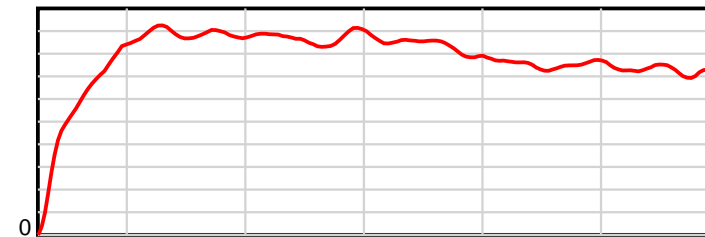
1150 m Finish

20 m/sec Speed



1150 m Finish

100 % Stride efficiency



1150 m Finish

Note: Horizontal distance axis grid lines are 200m furlongs.

Disclaimer.

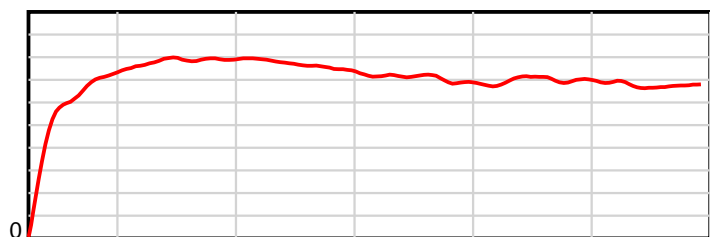
Tasracing Pty Ltd and Thoroughbred Ratings Pty Ltd accepts no responsibility for the completeness or accuracy of any of the information contained herein, and makes no representations about its suitability for any particular purpose. Users should make their own judgements about those matters and/or seek independent advice. You assume all risks associated with use of the data provided on this page.

Race Results

January 08, 2014, Race 6, QLTY HCP, Distance 1150m, Spreyton - Offset 0m

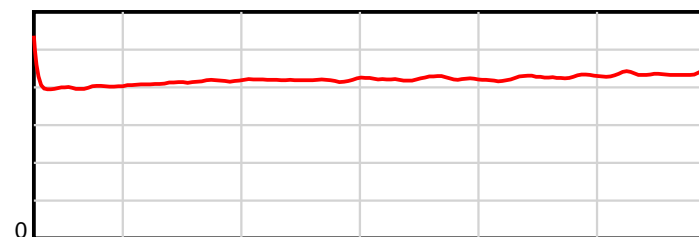
Result	TAB no.	Horse (Barrier)	1150 to	1000m to	800m to	600m to	400m to	200m to	Total or	Margin
7th	4	Too Many Reds (1)	1000m	800m	600m	400m	200m	WP	Average	
		Position in running (margin)	-	2(1.1)	3(2.0)	3(1.2)	4(2.1)	7(2.7)		5.70
		Sectional time (s)	11.21	10.48	11.07	12.18	12.05	12.64		
		Cumulative time (s)	69.63	58.42	47.94	36.87	24.69	12.64	1:09.62	
		Speed (m/s)	13.39	19.08	18.07	16.42	16.60	15.82	16.52	
		Stride length (m)	5.48	7.89	7.58	6.94	7.07	6.92	6.96	
		Stride duration (s)	0.414	0.413	0.420	0.423	0.426	0.437	0.422	
		Stride efficiency (%)	46.95	97.20	89.81	75.28	78.10	74.82	75.80	
		Stride count	27.37	25.36	26.38	28.82	28.29	28.90	165.12	

10 m Stride length



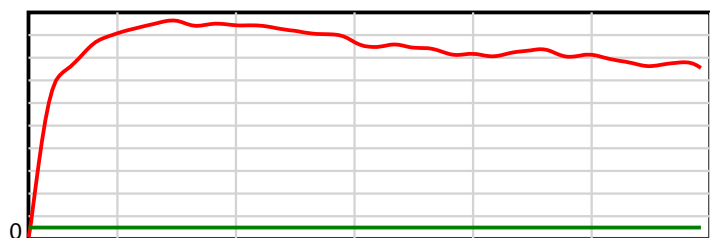
1150 m Finish

0.6 s Stride duration



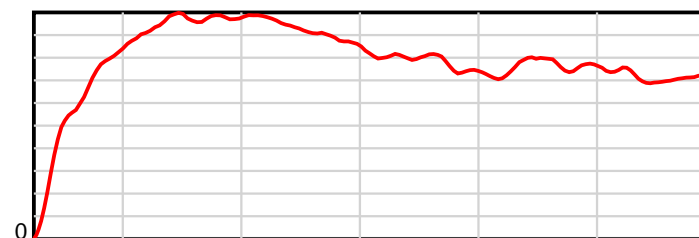
1150 m Finish

20 m/sec Speed



1150 m Finish

100 % Stride efficiency



1150 m Finish

Note: Horizontal distance axis grid lines are 200m furlongs.

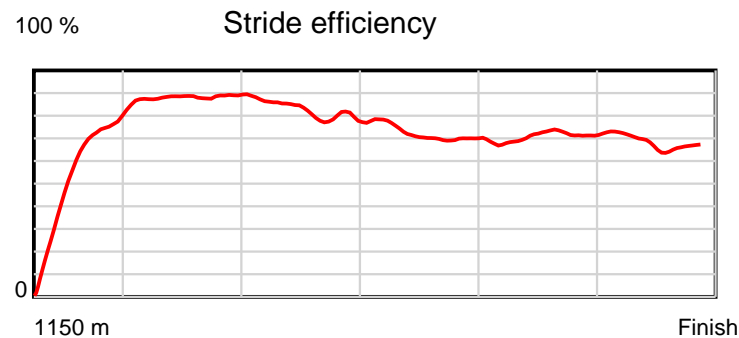
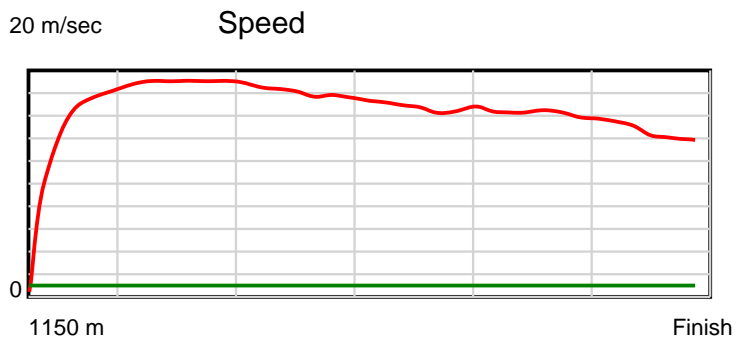
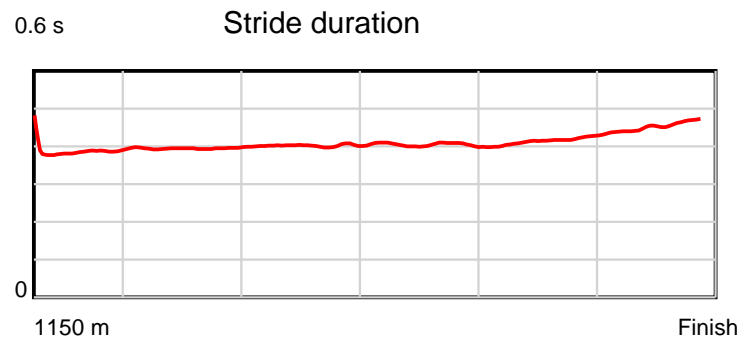
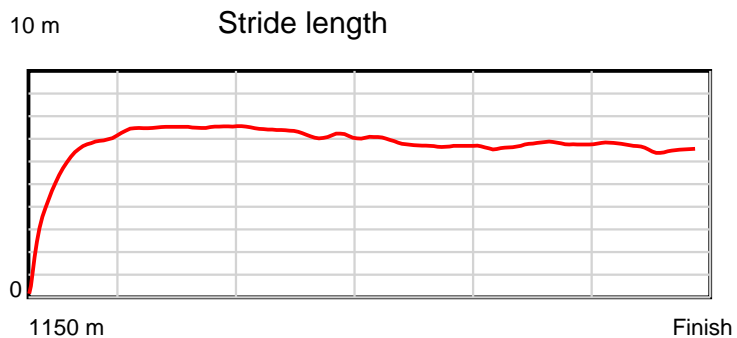
Disclaimer.

Tasracing Pty Ltd and Thoroughbred Ratings Pty Ltd accepts no responsibility for the completeness or accuracy of any of the information contained herein, and makes no representations about its suitability for any particular purpose. Users should make their own judgements about those matters and/or seek independent advice. You assume all risks associated with use of the data provided on this page.

Race Results

January 08, 2014, Race 6, QLTY HCP, Distance 1150m, Spreyton - Offset 0m

Result	TAB no.	Horse (Barrier)	1150 to	1000m to	800m to	600m to	400m to	200m to	Total or	Margin
8th	8	Difrent (6)	1000m	800m	600m	400m	200m	WP	Average	
		Position in running (margin)	-	1(0.0)	1(0.0)	1(0.0)	1(0.0)	3(0.5)		9.10
		Sectional time (s)	11.07	10.33	11.20	12.03	12.03	13.60		
		Cumulative time (s)	70.26	59.19	48.86	37.66	25.63	13.60	1:10.26	
		Speed (m/s)	13.55	19.36	17.86	16.63	16.63	14.71	16.37	
		Stride length (m)	5.20	7.63	7.17	6.73	6.87	6.69	6.70	
		Stride duration (s)	0.387	0.394	0.402	0.405	0.413	0.455	0.409	
		Stride efficiency (%)	42.30	91.09	80.33	70.70	73.65	69.91	70.11	
		Stride count	28.83	26.20	27.90	29.73	29.13	29.90	171.69	



Note: Horizontal distance axis grid lines are 200m furlongs.

Disclaimer.

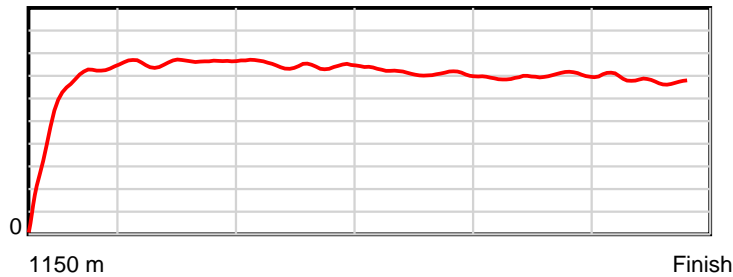
Tasracing Pty Ltd and Thoroughbred Ratings Pty Ltd accepts no responsibility for the completeness or accuracy of any of the information contained herein, and makes no representations about its suitability for any particular purpose. Users should make their own judgements about those matters and/or seek independent advice. You assume all risks associated with use of the data provided on this page.

Race Results

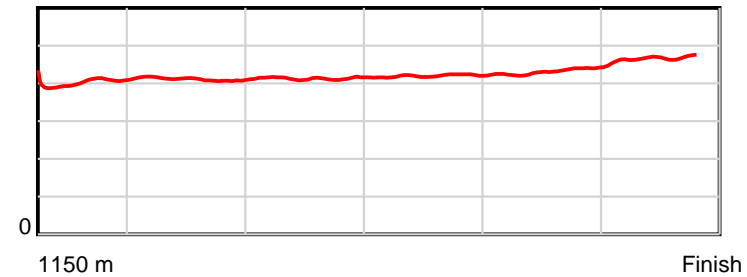
January 08, 2014, Race 6, QLTY HCP, Distance 1150m, Spreyton - Offset 0m

Result	TAB no.	Horse (Barrier)	1150 to	1000m to	800m to	600m to	400m to	200m to	Total or	Margin
9th	5	Second Dozen (5)	1000m	800m	600m	400m	200m	WP	Average	
		Position in running (margin)	-	4(1.3)	4(2.8)	4(1.2)	3(1.4)	5(1.9)		10.60
		Sectional time (s)	11.37	10.58	10.94	12.05	12.05	13.55		
		Cumulative time (s)	70.54	59.17	48.59	37.65	25.60	13.55	1:10.54	
		Speed (m/s)	13.19	18.90	18.28	16.60	16.60	14.76	16.30	
		Stride length (m)	5.25	7.78	7.52	6.96	7.11	6.86	6.89	
		Stride duration (s)	0.399	0.411	0.412	0.419	0.428	0.465	0.423	
		Stride efficiency (%)	43.01	94.53	88.48	75.70	78.90	73.58	74.18	
		Stride count	28.59	25.71	26.58	28.73	28.15	29.15	166.91	

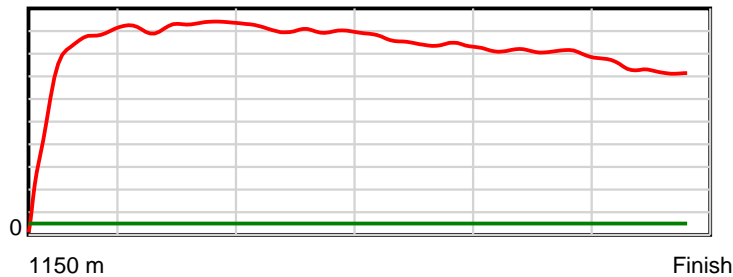
10 m Stride length



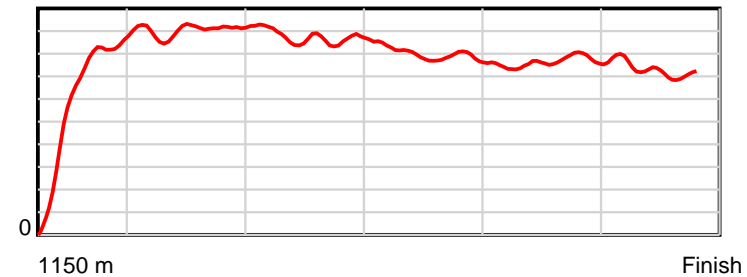
0.6 s Stride duration



20 m/sec Speed



100 % Stride efficiency



Note: Horizontal distance axis grid lines are 200m furlongs.

Disclaimer.

Tasracing Pty Ltd and Thoroughbred Ratings Pty Ltd accepts no responsibility for the completeness or accuracy of any of the information contained herein, and makes no representations about its suitability for any particular purpose. Users should make their own judgements about those matters and/or seek independent advice. You assume all risks associated with use of the data provided on this page.