



Race Results

Tasmanian Turf Club, Launceston, January 15, 2014

Compilation date: January 16, 2014, 11:11:20 AM (EST)

Copyright © 2014 Tasracing Pty Ltd. All rights reserved.

Trademarks.

StrideMASTER is a registered trademark of Thoroughbred Ratings Pty Ltd.

Disclaimer.

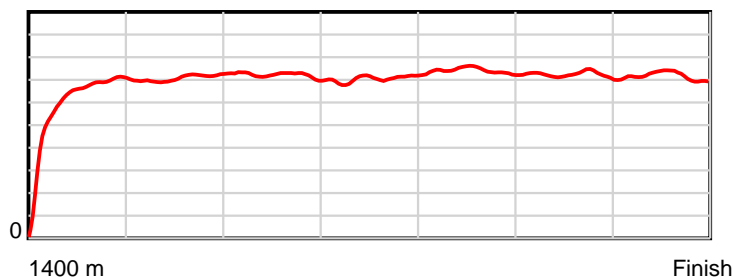
Tasracing Pty Ltd and Thoroughbred Ratings Pty Ltd accepts no responsibility for the completeness or accuracy of any of the information contained herein, and makes no representations about its suitability for any particular purpose. Users should make their own judgements about those matters and/or seek independent advice. You assume all risks associated with use of the data provided on this page.

Race Results

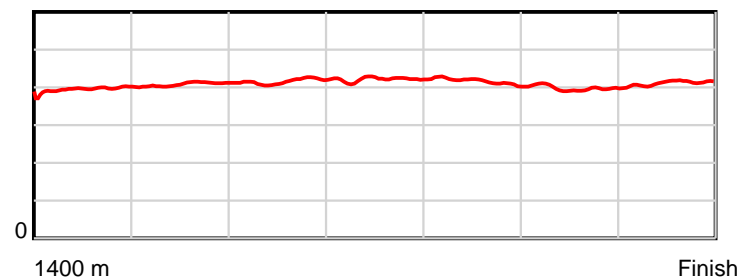
January 15, 2014, Race 1, CL1, Distance 1400m, Mowbray - Offset 4m

Result	TAB no.	Horse (Barrier)	1400 to	1200m to	1000m to	800m to	600m to	400m to	200m to	Total or	Margin
1st	9	Carnelian Crys... (4)	1200m	1000m	800m	600m	400m	200m	WP	Average	
		Position in running (margin)	-	3(0.3)	4(2.7)	3(3.3)	5(2.4)	1(0.0)	1(0.0)		0.00
		Sectional time (s)	14.11	11.36	11.56	12.37	11.09	11.76	11.69		
		Cumulative time (s)	83.93	69.82	58.45	46.89	34.53	23.44	11.69	1:23.93	
		Speed (m/s)	14.17	17.61	17.30	16.17	18.03	17.01	17.11	16.68	
		Stride length (m)	5.72	7.17	7.18	6.80	7.52	6.76	7.05	6.84	
		Stride duration (s)	0.395	0.407	0.415	0.421	0.417	0.397	0.412	0.410	
		Stride efficiency (%)	51.04	80.33	80.46	72.30	88.32	71.34	77.73	73.08	
		Stride count	35.00	27.89	27.87	29.40	26.60	29.60	28.36	204.72	

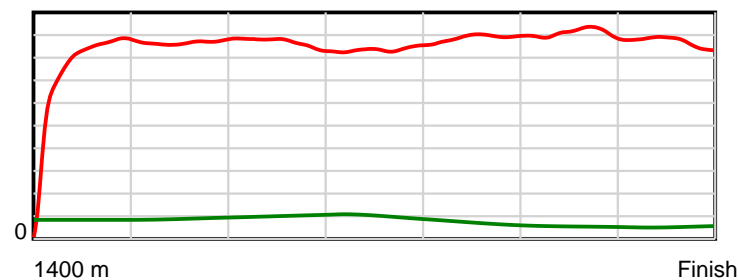
10 m Stride length



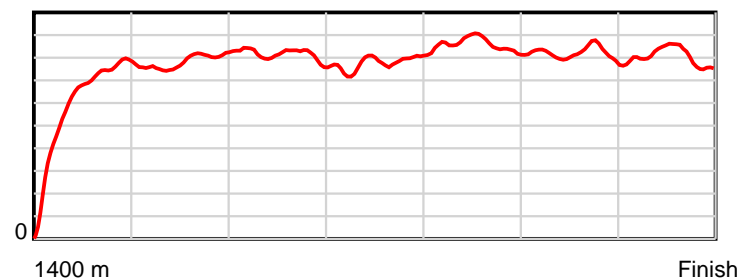
0.6 s Stride duration



20 m/sec Speed



100 % Stride efficiency



Note: Horizontal distance axis grid lines are 200m furlongs.

Disclaimer.

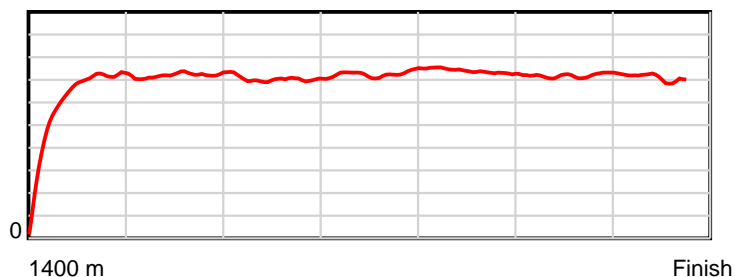
Tasracing Pty Ltd and Thoroughbred Ratings Pty Ltd accepts no responsibility for the completeness or accuracy of any of the information contained herein, and makes no representations about its suitability for any particular purpose. Users should make their own judgements about those matters and/or seek independent advice. You assume all risks associated with use of the data provided on this page.

Race Results

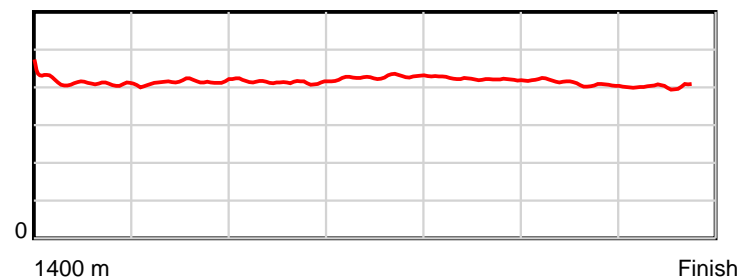
January 15, 2014, Race 1, CL1, Distance 1400m, Mowbray - Offset 4m

Result	TAB no.	Horse (Barrier)	1400 to	1200m to	1000m to	800m to	600m to	400m to	200m to	Total or	Margin
2nd	8	Geegee Pretty ... (11)	1200m	1000m	800m	600m	400m	200m	WP	Average	
		Position in running (margin)	-	13(8.1)	11(7.6)	11(8.4)	10(5.3)	10(3.8)	8(3.4)		0.20
		Sectional time (s)	15.30	10.86	11.62	11.99	11.24	11.68	11.29		
		Cumulative time (s)	83.97	68.67	57.81	46.19	34.21	22.97	11.29	1:23.97	
		Speed (m/s)	13.08	18.42	17.21	16.68	17.79	17.12	17.71	16.67	
		Stride length (m)	5.67	7.58	7.12	7.08	7.53	7.09	7.11	6.97	
		Stride duration (s)	0.423	0.411	0.414	0.424	0.423	0.414	0.401	0.418	
		Stride efficiency (%)	50.15	89.71	79.30	78.31	88.58	78.48	79.08	75.87	
		Stride count	35.30	26.40	28.08	28.25	26.56	28.22	28.11	200.92	

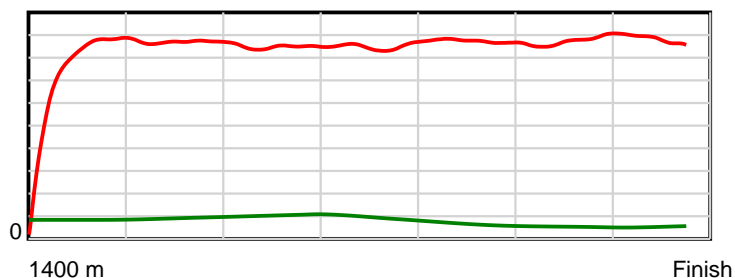
10 m Stride length



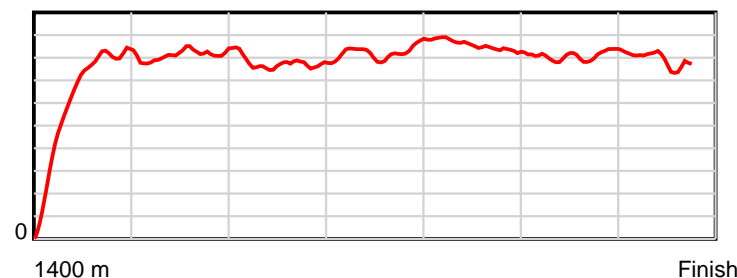
0.6 s Stride duration



20 m/sec Speed



100 % Stride efficiency



Note: Horizontal distance axis grid lines are 200m furlongs.

Disclaimer.

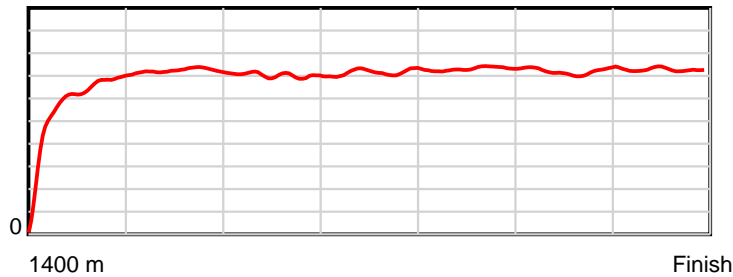
Tasracing Pty Ltd and Thoroughbred Ratings Pty Ltd accepts no responsibility for the completeness or accuracy of any of the information contained herein, and makes no representations about its suitability for any particular purpose. Users should make their own judgements about those matters and/or seek independent advice. You assume all risks associated with use of the data provided on this page.

Race Results

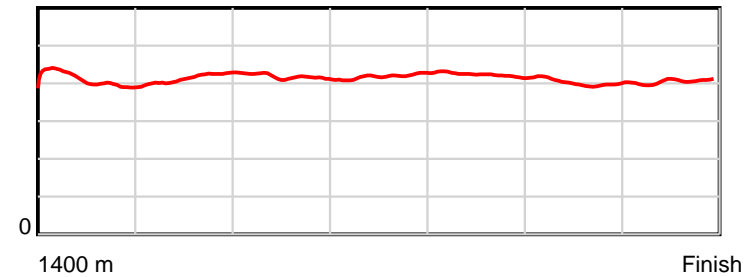
January 15, 2014, Race 1, CL1, Distance 1400m, Mowbray - Offset 4m

Result	TAB no.	Horse (Barrier)	1400 to	1200m to	1000m to	800m to	600m to	400m to	200m to	Total or	Margin
3rd	2	Ash for Cash (13)	1200m	1000m	800m	600m	400m	200m	WP	Average	
		Position in running (margin)	-	12(6.1)	13(8.7)	13(11.1)	13(7.6)	13(6.9)	12(5.7)		1.70
		Sectional time (s)	15.01	11.39	11.87	11.93	11.38	11.55	11.13		
		Cumulative time (s)	84.24	69.23	57.85	45.98	34.06	22.68	11.13	1:24.23	
		Speed (m/s)	13.33	17.56	16.85	16.76	17.57	17.32	17.97	16.62	
		Stride length (m)	5.57	7.23	7.06	7.00	7.44	6.98	7.28	6.88	
		Stride duration (s)	0.410	0.411	0.419	0.418	0.423	0.403	0.405	0.414	
		Stride efficiency (%)	48.47	81.59	77.90	76.67	86.58	76.17	82.82	73.99	
		Stride count	35.91	27.68	28.33	28.55	26.87	28.65	27.47	203.46	

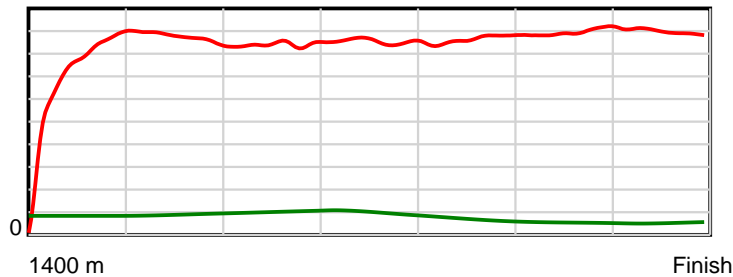
10 m Stride length



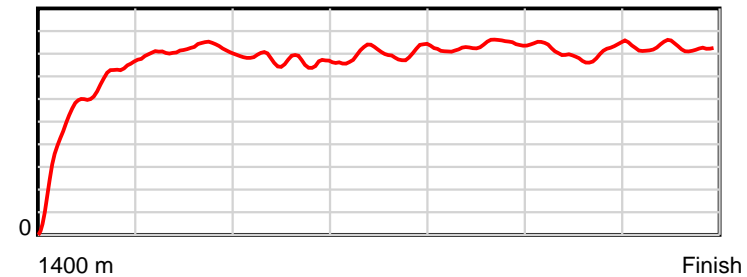
0.6 s Stride duration



20 m/sec Speed



100 % Stride efficiency



Note: Horizontal distance axis grid lines are 200m furlongs.

Disclaimer.

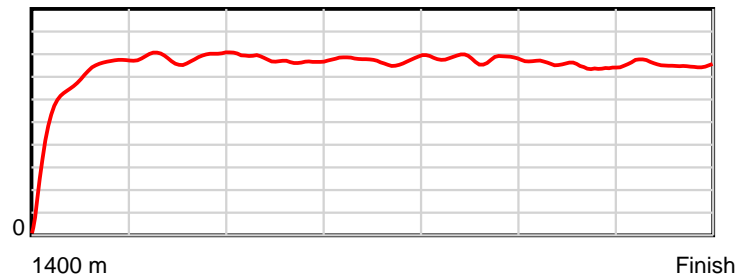
Tasracing Pty Ltd and Thoroughbred Ratings Pty Ltd accepts no responsibility for the completeness or accuracy of any of the information contained herein, and makes no representations about its suitability for any particular purpose. Users should make their own judgements about those matters and/or seek independent advice. You assume all risks associated with use of the data provided on this page.

Race Results

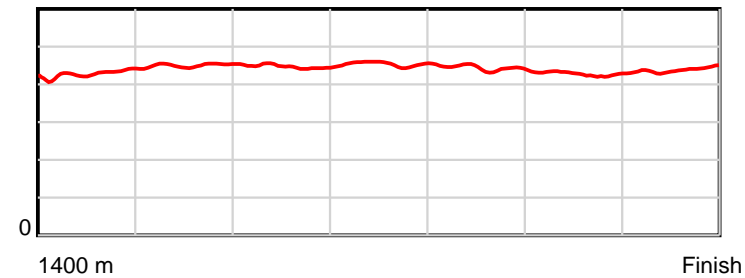
January 15, 2014, Race 1, CL1, Distance 1400m, Mowbray - Offset 4m

Result	TAB no.	Horse (Barrier)	1400 to	1200m to	1000m to	800m to	600m to	400m to	200m to	Total or	Margin
4th	4	Sariana's Ques... (3)	1200m	1000m	800m	600m	400m	200m	WP	Average	
		Position in running (margin)	-	6(1.6)	9(4.9)	9(6.2)	8(3.8)	9(2.3)	6(2.3)		2.00
		Sectional time (s)	14.33	11.49	11.69	12.11	11.24	11.76	11.67		
		Cumulative time (s)	84.29	69.96	58.47	46.78	34.67	23.43	11.67	1:24.29	
		Speed (m/s)	13.96	17.41	17.11	16.52	17.79	17.01	17.14	16.61	
		Stride length (m)	6.08	7.82	7.65	7.50	7.89	7.26	7.53	7.34	
		Stride duration (s)	0.424	0.450	0.447	0.454	0.443	0.427	0.440	0.442	
		Stride efficiency (%)	57.71	95.61	91.37	87.92	97.16	82.39	88.66	84.18	
		Stride count	32.91	25.57	26.16	26.66	25.36	27.54	26.55	190.75	

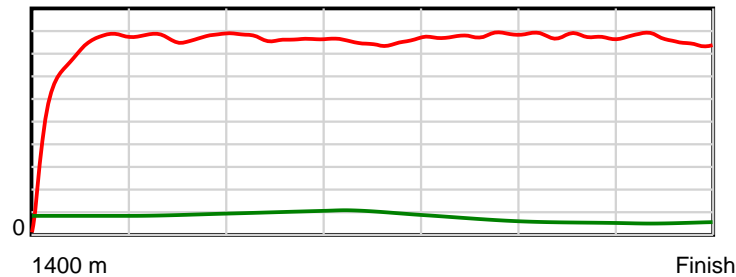
10 m Stride length



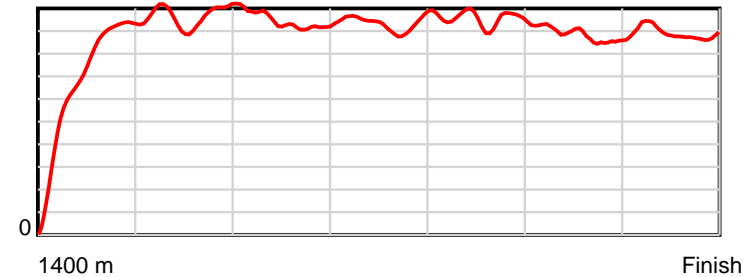
0.6 s Stride duration



20 m/sec Speed



100 % Stride efficiency



Note: Horizontal distance axis grid lines are 200m furlongs.

Disclaimer.

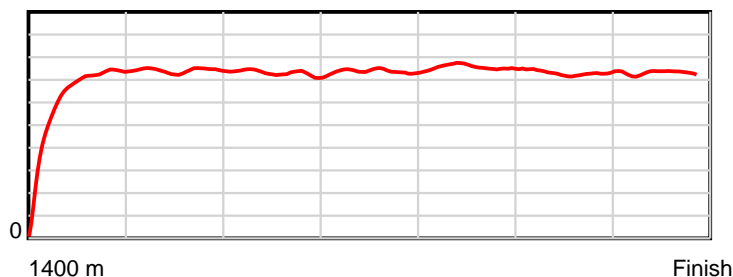
Tasracing Pty Ltd and Thoroughbred Ratings Pty Ltd accepts no responsibility for the completeness or accuracy of any of the information contained herein, and makes no representations about its suitability for any particular purpose. Users should make their own judgements about those matters and/or seek independent advice. You assume all risks associated with use of the data provided on this page.

Race Results

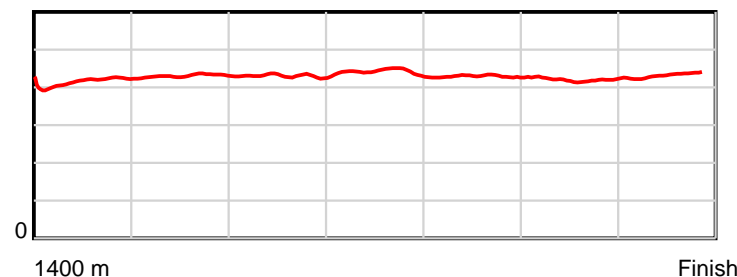
January 15, 2014, Race 1, CL1, Distance 1400m, Mowbray - Offset 4m

Result	TAB no.	Horse (Barrier)	1400 to	1200m to	1000m to	800m to	600m to	400m to	200m to	Total or	Margin
5th	15	General Gee Ge... (2)	1200m	1000m	800m	600m	400m	200m	WP	Average	
		Position in running (margin)	-	7(1.6)	7(4.0)	7(5.4)	6(3.2)	6(1.9)	4(2.2)		2.20
		Sectional time (s)	14.19	11.34	11.71	12.13	11.27	11.82	11.86		
		Cumulative time (s)	84.33	70.14	58.80	47.09	34.96	23.69	11.86	1:24.33	
		Speed (m/s)	14.10	17.64	17.08	16.49	17.75	16.92	16.86	16.60	
		Stride length (m)	5.80	7.58	7.35	7.27	7.60	7.11	7.28	7.09	
		Stride duration (s)	0.408	0.430	0.430	0.441	0.429	0.420	0.432	0.427	
		Stride efficiency (%)	52.59	89.72	84.34	82.49	90.35	78.93	82.92	78.51	
		Stride count	34.47	26.40	27.22	27.53	26.30	28.14	27.46	197.52	

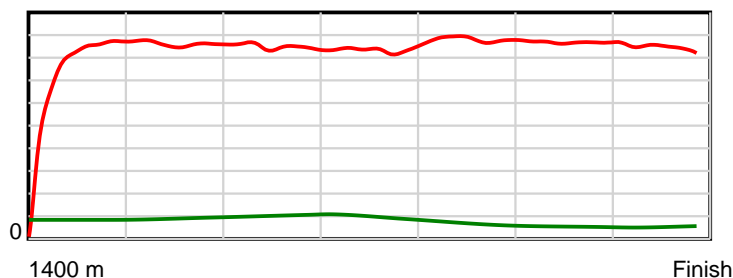
10 m Stride length



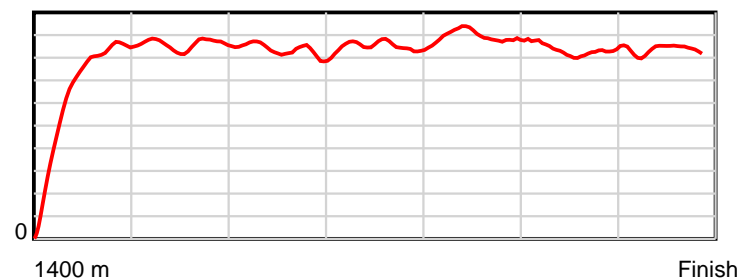
0.6 s Stride duration



20 m/sec Speed



100 % Stride efficiency



Note: Horizontal distance axis grid lines are 200m furlongs.

Disclaimer.

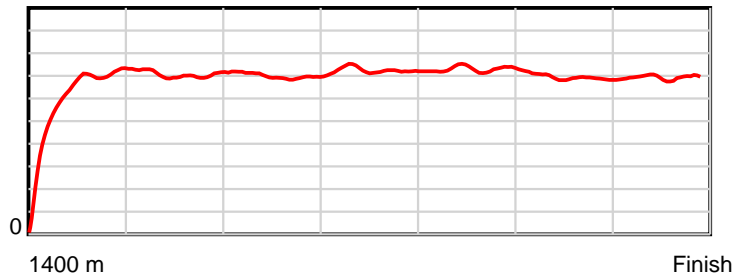
Tasracing Pty Ltd and Thoroughbred Ratings Pty Ltd accepts no responsibility for the completeness or accuracy of any of the information contained herein, and makes no representations about its suitability for any particular purpose. Users should make their own judgements about those matters and/or seek independent advice. You assume all risks associated with use of the data provided on this page.

Race Results

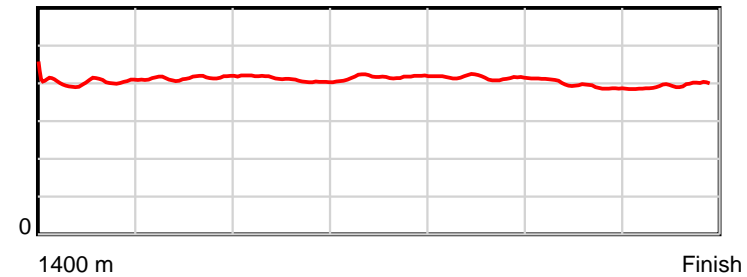
January 15, 2014, Race 1, CL1, Distance 1400m, Mowbray - Offset 4m

Result	TAB no.	Horse (Barrier)	1400 to	1200m to	1000m to	800m to	600m to	400m to	200m to	Total or	Margin
6th	10	Downwind (8)	1200m	1000m	800m	600m	400m	200m	WP	Average	
		Position in running (margin)	-	10(2.8)	12(7.8)	12(9.8)	12(6.0)	12(5.0)	11(5.7)		2.40
		Sectional time (s)	14.42	11.77	11.80	11.88	11.32	11.88	11.29		
		Cumulative time (s)	84.36	69.94	58.16	46.36	34.48	23.16	11.29	1:24.36	
		Speed (m/s)	13.87	16.99	16.95	16.84	17.67	16.84	17.71	16.59	
		Stride length (m)	5.77	7.01	6.98	6.98	7.34	6.69	6.95	6.78	
		Stride duration (s)	0.411	0.413	0.412	0.415	0.415	0.397	0.392	0.409	
		Stride efficiency (%)	52.08	76.74	76.22	76.17	84.27	69.92	75.37	71.89	
		Stride count	34.64	28.54	28.64	28.65	27.24	29.90	28.80	206.41	

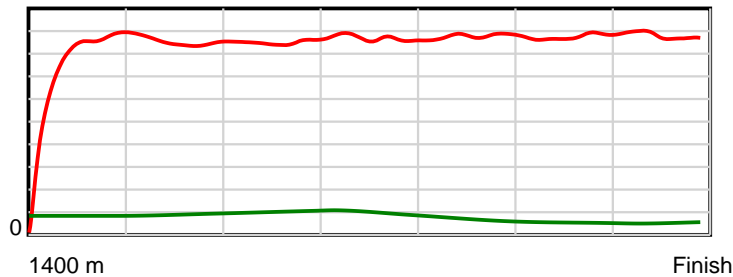
10 m Stride length



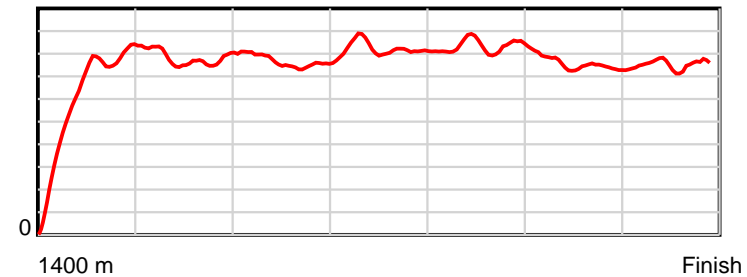
0.6 s Stride duration



20 m/sec Speed



100 % Stride efficiency



Note: Horizontal distance axis grid lines are 200m furlongs.

Disclaimer.

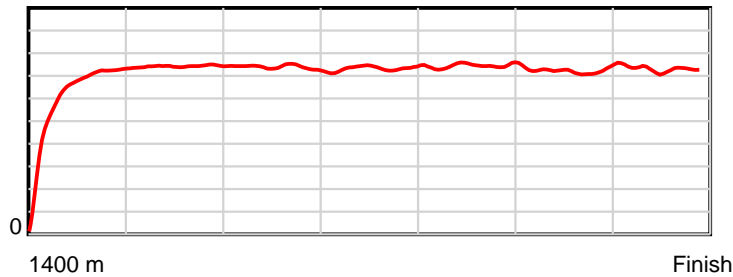
Tasracing Pty Ltd and Thoroughbred Ratings Pty Ltd accepts no responsibility for the completeness or accuracy of any of the information contained herein, and makes no representations about its suitability for any particular purpose. Users should make their own judgements about those matters and/or seek independent advice. You assume all risks associated with use of the data provided on this page.

Race Results

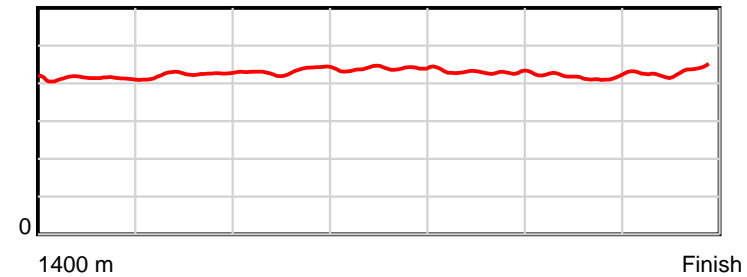
January 15, 2014, Race 1, CL1, Distance 1400m, Mowbray - Offset 4m

Result	TAB no.	Horse (Barrier)	1400 to	1200m to	1000m to	800m to	600m to	400m to	200m to	Total or	Margin
7th	6	Full Magnum (1)	1200m	1000m	800m	600m	400m	200m	WP	Average	
		Position in running (margin)	-	8(1.6)	6(3.8)	4(3.7)	3(1.6)	7(1.9)	7(2.7)		3.70
		Sectional time (s)	14.42	11.31	11.47	12.14	11.54	11.90	11.82		
		Cumulative time (s)	84.60	70.18	58.87	47.40	35.26	23.72	11.82	1:24.59	
		Speed (m/s)	13.87	17.68	17.44	16.47	17.33	16.81	16.92	16.55	
		Stride length (m)	5.88	7.46	7.54	7.24	7.46	7.03	7.31	7.09	
		Stride duration (s)	0.412	0.422	0.432	0.439	0.430	0.418	0.432	0.428	
		Stride efficiency (%)	54.03	86.95	88.84	81.81	86.88	77.28	83.59	78.45	
		Stride count	34.01	26.81	26.53	27.64	26.82	28.44	27.34	197.59	

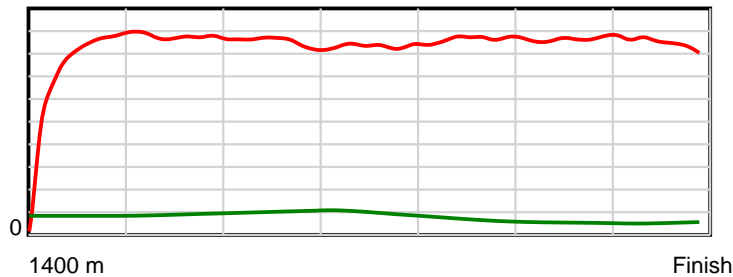
10 m Stride length



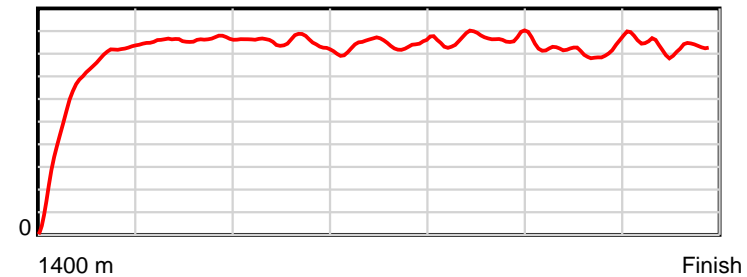
0.6 s Stride duration



20 m/sec Speed



100 % Stride efficiency



Note: Horizontal distance axis grid lines are 200m furlongs.

Disclaimer.

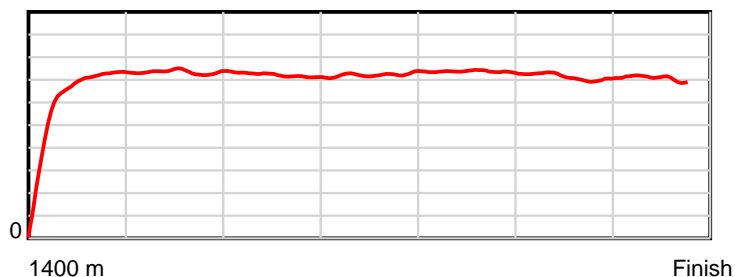
Tasracing Pty Ltd and Thoroughbred Ratings Pty Ltd accepts no responsibility for the completeness or accuracy of any of the information contained herein, and makes no representations about its suitability for any particular purpose. Users should make their own judgements about those matters and/or seek independent advice. You assume all risks associated with use of the data provided on this page.

Race Results

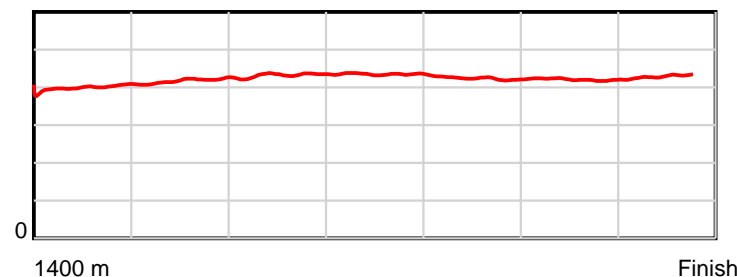
January 15, 2014, Race 1, CL1, Distance 1400m, Mowbray - Offset 4m

Result	TAB no.	Horse (Barrier)	1400 to	1200m to	1000m to	800m to	600m to	400m to	200m to	Total or	Margin
8th	11	Incum Coming (6)	1200m	1000m	800m	600m	400m	200m	WP	Average	
		Position in running (margin)	-	5(1.1)	3(1.6)	2(3.1)	2(0.8)	3(0.7)	3(2.1)		4.20
		Sectional time (s)	14.28	11.03	11.72	12.11	11.48	11.98	12.07		
		Cumulative time (s)	84.69	70.41	59.38	47.65	35.54	24.06	12.07	1:24.69	
		Speed (m/s)	14.00	18.13	17.06	16.52	17.42	16.69	16.57	16.53	
		Stride length (m)	5.75	7.52	7.34	7.18	7.43	7.02	7.09	7.00	
		Stride duration (s)	0.399	0.415	0.430	0.435	0.426	0.420	0.428	0.423	
		Stride efficiency (%)	51.62	88.32	84.21	80.51	86.22	76.93	78.60	76.47	
		Stride count	34.80	26.60	27.25	27.86	26.92	28.50	28.20	200.13	

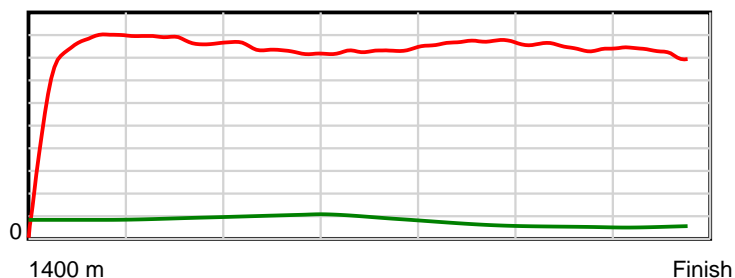
10 m Stride length



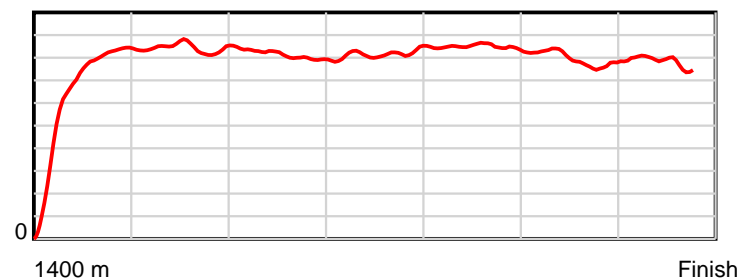
0.6 s Stride duration



20 m/sec Speed



100 % Stride efficiency



Note: Horizontal distance axis grid lines are 200m furlongs.

Disclaimer.

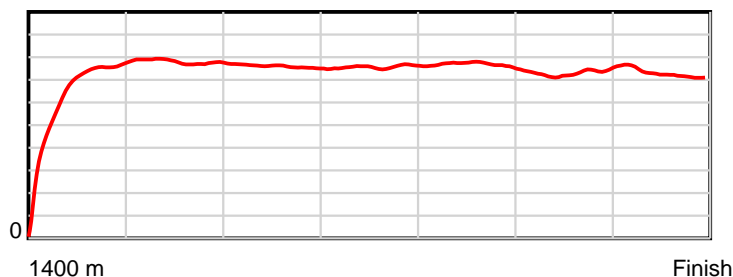
Tasracing Pty Ltd and Thoroughbred Ratings Pty Ltd accepts no responsibility for the completeness or accuracy of any of the information contained herein, and makes no representations about its suitability for any particular purpose. Users should make their own judgements about those matters and/or seek independent advice. You assume all risks associated with use of the data provided on this page.

Race Results

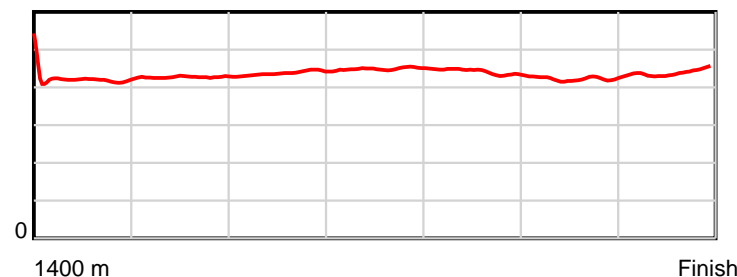
January 15, 2014, Race 1, CL1, Distance 1400m, Mowbray - Offset 4m

Result	TAB no.	Horse (Barrier)	1400 to	1200m to	1000m to	800m to	600m to	400m to	200m to	Total or	Margin
9th	3	Big Tilly (12)	1200m	1000m	800m	600m	400m	200m	WP	Average	
		Position in running (margin)	-	4(0.9)	1(0.0)	1(0.0)	1(0.0)	2(0.2)	2(1.3)		5.20
		Sectional time (s)	14.42	10.81	11.47	12.51	11.52	11.94	12.22		
		Cumulative time (s)	84.88	70.46	59.65	48.18	35.67	24.16	12.22	1:24.87	
		Speed (m/s)	13.87	18.50	17.44	15.99	17.36	16.75	16.37	16.49	
		Stride length (m)	6.17	7.90	7.61	7.16	7.67	7.07	7.22	7.22	
		Stride duration (s)	0.429	0.427	0.437	0.448	0.442	0.422	0.441	0.438	
		Stride efficiency (%)	59.53	97.45	90.57	80.17	91.88	78.18	81.39	81.39	
		Stride count	32.40	25.33	26.27	27.92	26.08	28.28	27.71	193.99	

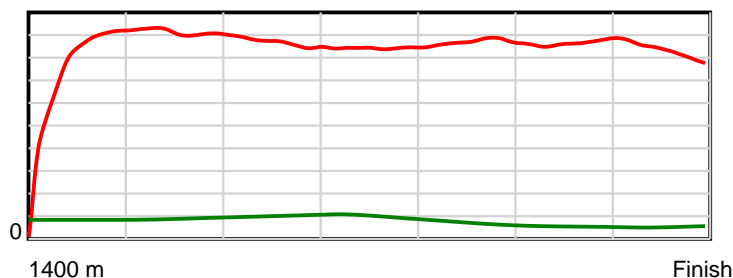
10 m Stride length



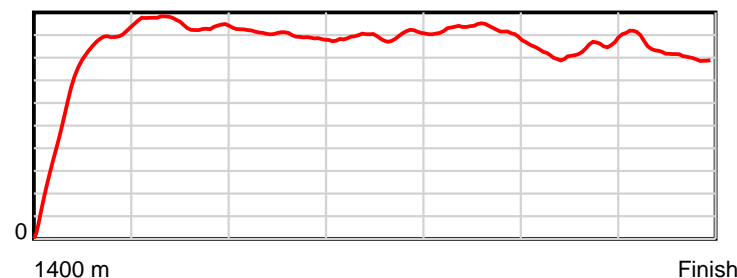
0.6 s Stride duration



20 m/sec Speed



100 % Stride efficiency



Note: Horizontal distance axis grid lines are 200m furlongs.

Disclaimer.

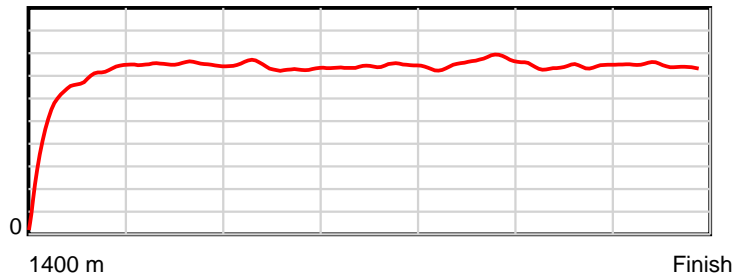
Tasracing Pty Ltd and Thoroughbred Ratings Pty Ltd accepts no responsibility for the completeness or accuracy of any of the information contained herein, and makes no representations about its suitability for any particular purpose. Users should make their own judgements about those matters and/or seek independent advice. You assume all risks associated with use of the data provided on this page.

Race Results

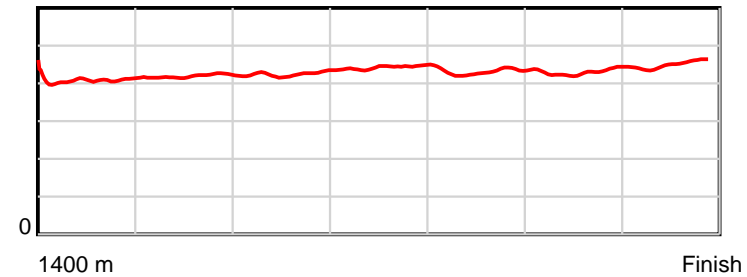
January 15, 2014, Race 1, CL1, Distance 1400m, Mowbray - Offset 4m

Result	TAB no.	Horse (Barrier)	1400 to	1200m to	1000m to	800m to	600m to	400m to	200m to	Total or	Margin
10th	1	Diocese (10)	1200m	1000m	800m	600m	400m	200m	WP	Average	
		Position in running (margin)	-	11(4.4)	8(4.3)	6(5.0)	7(3.6)	5(1.8)	5(2.3)		6.20
		Sectional time (s)	15.02	10.94	11.59	12.27	11.20	11.83	12.23		
		Cumulative time (s)	85.06	70.04	59.11	47.52	35.25	24.05	12.23	1:25.06	
		Speed (m/s)	13.32	18.28	17.26	16.30	17.86	16.91	16.35	16.46	
		Stride length (m)	5.76	7.66	7.30	7.19	7.71	7.27	7.38	7.12	
		Stride duration (s)	0.412	0.419	0.423	0.441	0.432	0.430	0.451	0.433	
		Stride efficiency (%)	51.88	91.60	83.23	80.77	93.01	82.57	85.15	79.26	
		Stride count	34.71	26.12	27.41	27.82	25.92	27.51	27.09	196.58	

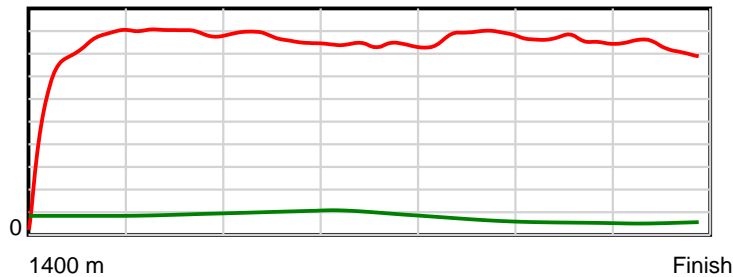
10 m Stride length



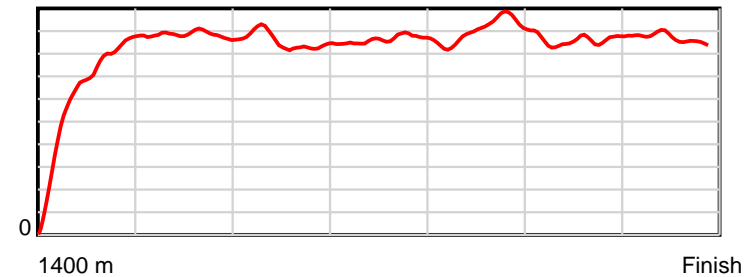
0.6 s Stride duration



20 m/sec Speed



100 % Stride efficiency



Note: Horizontal distance axis grid lines are 200m furlongs.

Disclaimer.

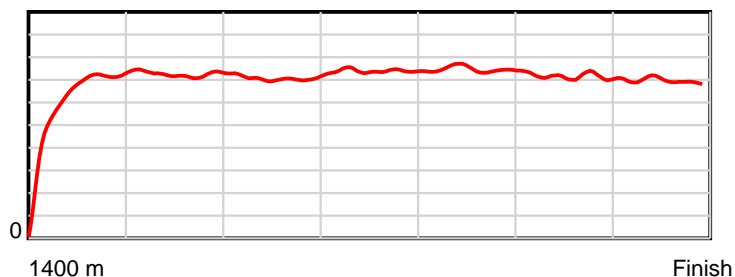
Tasracing Pty Ltd and Thoroughbred Ratings Pty Ltd accepts no responsibility for the completeness or accuracy of any of the information contained herein, and makes no representations about its suitability for any particular purpose. Users should make their own judgements about those matters and/or seek independent advice. You assume all risks associated with use of the data provided on this page.

Race Results

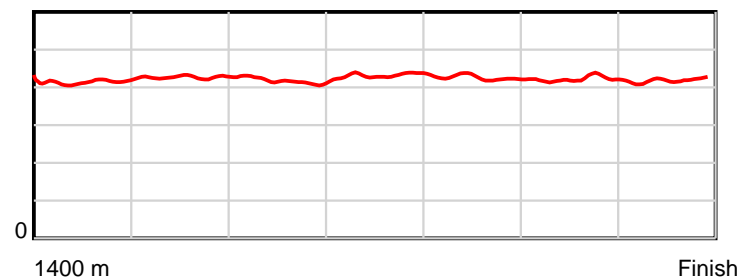
January 15, 2014, Race 1, CL1, Distance 1400m, Mowbray - Offset 4m

Result	TAB no.	Horse (Barrier)	1400 to	1200m to	1000m to	800m to	600m to	400m to	200m to	Total or	Margin
11th	5	Usain Dancer (7)	1200m	1000m	800m	600m	400m	200m	WP	Average	
		Position in running (margin)	-	9(2.2)	10(6.1)	10(8.4)	11(5.6)	11(4.3)	13(5.9)		7.20
		Sectional time (s)	14.40	11.60	11.85	12.03	11.28	12.03	12.06		
		Cumulative time (s)	85.25	70.85	59.25	47.40	35.36	24.08	12.06	1:25.25	
		Speed (m/s)	13.89	17.24	16.88	16.63	17.73	16.63	16.58	16.42	
		Stride length (m)	5.88	7.36	7.06	7.16	7.55	7.01	6.97	6.96	
		Stride duration (s)	0.414	0.427	0.418	0.431	0.426	0.421	0.420	0.424	
		Stride efficiency (%)	54.00	84.56	77.78	80.14	89.12	76.75	75.81	75.64	
		Stride count	34.02	27.19	28.35	27.93	26.48	28.54	28.71	201.22	

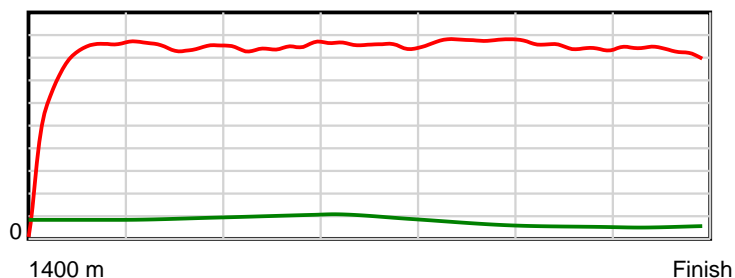
10 m Stride length



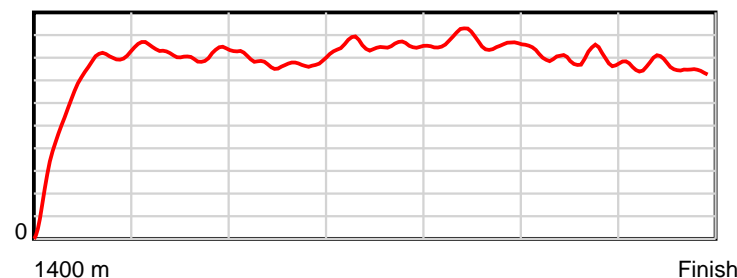
0.6 s Stride duration



20 m/sec Speed



100 % Stride efficiency



Note: Horizontal distance axis grid lines are 200m furlongs.

Disclaimer.

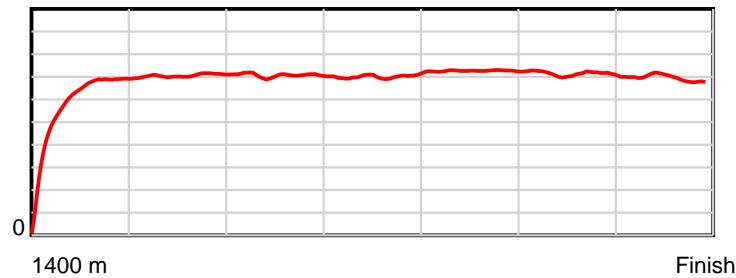
Tasracing Pty Ltd and Thoroughbred Ratings Pty Ltd accepts no responsibility for the completeness or accuracy of any of the information contained herein, and makes no representations about its suitability for any particular purpose. Users should make their own judgements about those matters and/or seek independent advice. You assume all risks associated with use of the data provided on this page.

Race Results

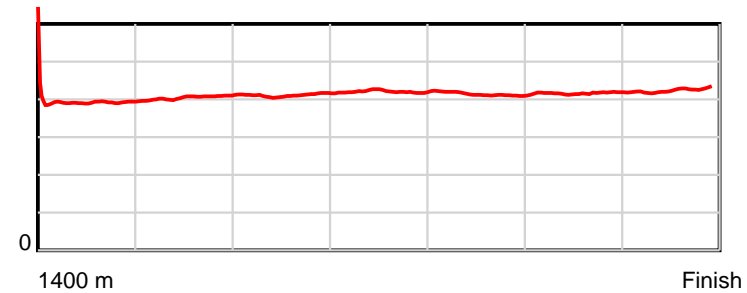
January 15, 2014, Race 1, CL1, Distance 1400m, Mowbray - Offset 4m

Result	TAB no.	Horse (Barrier)	1400 to	1200m to	1000m to	800m to	600m to	400m to	200m to	Total or	Margin
12th	14	Gee Gees Prair... (5)	1200m	1000m	800m	600m	400m	200m	WP	Average	
		Position in running (margin)	-	1(0.0)	5(3.2)	8(5.6)	9(4.0)	8(2.3)	10(4.5)		8.50
		Sectional time (s)	14.27	11.48	11.88	12.23	11.21	12.13	12.29		
		Cumulative time (s)	85.49	71.22	59.74	47.86	35.63	24.42	12.29	1:25.48	
		Speed (m/s)	14.02	17.42	16.84	16.35	17.84	16.49	16.27	16.38	
		Stride length (m)	5.65	7.03	6.91	6.85	7.40	6.86	6.91	6.76	
		Stride duration (s)	0.391	0.403	0.411	0.419	0.415	0.416	0.425	0.413	
		Stride efficiency (%)	49.90	77.17	74.66	73.32	85.52	73.47	74.58	71.38	
		Stride count	35.39	28.46	28.94	29.20	27.04	29.17	28.95	207.15	

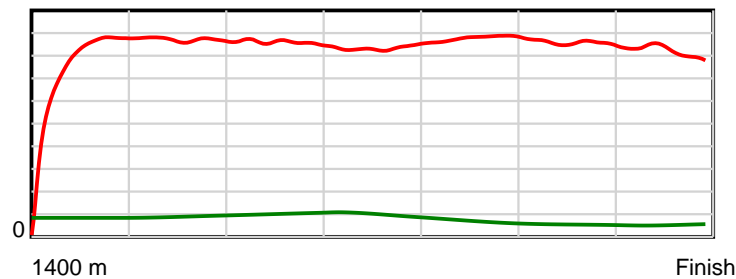
10 m Stride length



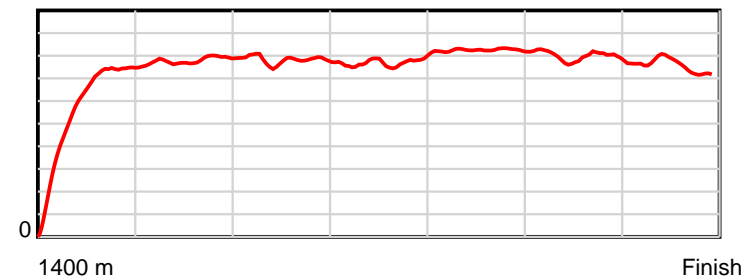
0.6 s Stride duration



20 m/sec Speed



100 % Stride efficiency



Note: Horizontal distance axis grid lines are 200m furlongs.

Disclaimer.

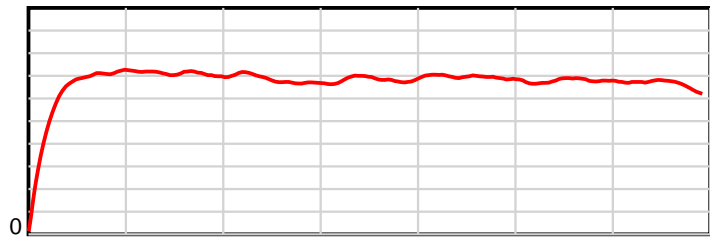
Tasracing Pty Ltd and Thoroughbred Ratings Pty Ltd accepts no responsibility for the completeness or accuracy of any of the information contained herein, and makes no representations about its suitability for any particular purpose. Users should make their own judgements about those matters and/or seek independent advice. You assume all risks associated with use of the data provided on this page.

Race Results

January 15, 2014, Race 1, CL1, Distance 1400m, Mowbray - Offset 4m

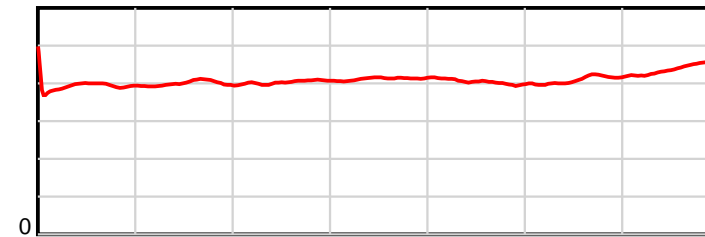
Result	TAB no.	Horse (Barrier)	1400 to	1200m to	1000m to	800m to	600m to	400m to	200m to	Total or	Margin
13th	13	Bonny's Legacy (9)	1200m	1000m	800m	600m	400m	200m	WP	Average	
		Position in running (margin)	-	2(0.1)	2(1.4)	5(4.3)	4(1.6)	4(1.2)	9(4.4)		14.50
		Sectional time (s)	14.27	11.17	11.95	12.06	11.42	12.29	13.46		
		Cumulative time (s)	86.62	72.35	61.18	49.22	37.17	25.75	13.46	1:26.62	
		Speed (m/s)	14.01	17.91	16.74	16.58	17.51	16.27	14.86	16.16	
		Stride length (m)	5.69	7.15	6.73	6.83	7.09	6.63	6.52	6.63	
		Stride duration (s)	0.393	0.400	0.402	0.412	0.405	0.407	0.439	0.410	
		Stride efficiency (%)	50.64	79.94	70.70	72.82	78.56	68.72	66.42	68.68	
		Stride count	35.13	27.96	29.73	29.30	28.21	30.16	30.68	211.17	

10 m Stride length



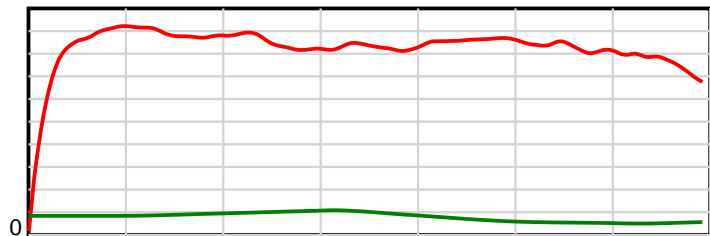
1400 m Finish

0.6 s Stride duration



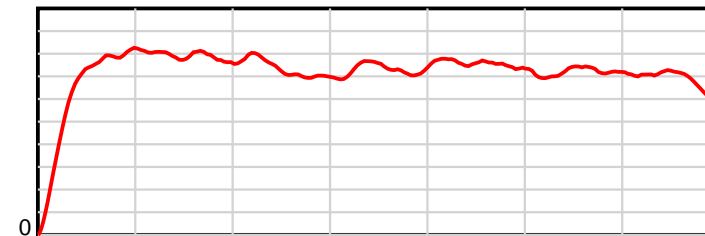
1400 m Finish

20 m/sec Speed



1400 m Finish

100 % Stride efficiency



1400 m Finish

Note: Horizontal distance axis grid lines are 200m furlongs.

Disclaimer.

Tasracing Pty Ltd and Thoroughbred Ratings Pty Ltd accepts no responsibility for the completeness or accuracy of any of the information contained herein, and makes no representations about its suitability for any particular purpose. Users should make their own judgements about those matters and/or seek independent advice. You assume all risks associated with use of the data provided on this page.