



## Race Results

Tasmanian Turf Club, Launceston, January 15, 2014

Compilation date: January 16, 2014, 11:20:02 AM (EST)

Copyright © 2014 Tasracing Pty Ltd. All rights reserved.

### Trademarks.

StrideMASTER is a registered trademark of Thoroughbred Ratings Pty Ltd.

### Disclaimer.

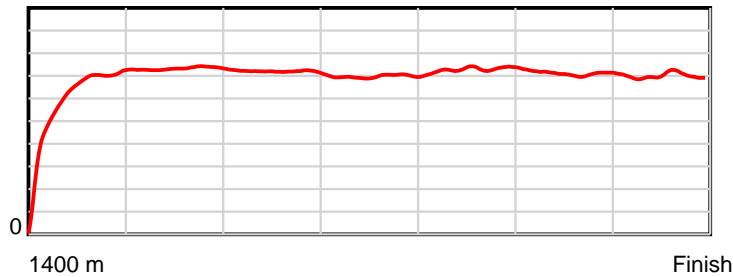
Tasracing Pty Ltd and Thoroughbred Ratings Pty Ltd accepts no responsibility for the completeness or accuracy of any of the information contained herein, and makes no representations about its suitability for any particular purpose. Users should make their own judgements about those matters and/or seek independent advice. You assume all risks associated with use of the data provided on this page.

# Race Results

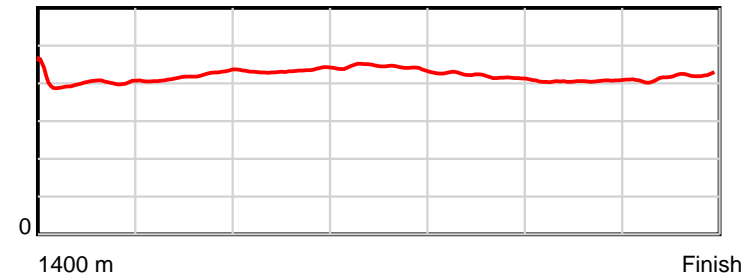
January 15, 2014, Race 7, MDN-SW, Distance 1400m, Mowbray - Offset 4m

Result	TAB no.	Horse (Barrier)	1400 to	1200m to	1000m to	800m to	600m to	400m to	200m to	Total or	Margin
1st	6	<b>Arapid Squaw (8)</b>	<b>1200m</b>	<b>1000m</b>	<b>800m</b>	<b>600m</b>	<b>400m</b>	<b>200m</b>	<b>WP</b>	<b>Average</b>	
		Position in running (margin)	-	2(0.0)	2(1.3)	2(1.4)	2(0.2)	1(0.0)	1(0.0)		0.00
		Sectional time (s)	14.09	11.31	12.24	13.18	11.35	11.56	11.69		
		Cumulative time (s)	85.41	71.32	60.01	47.77	34.59	23.25	11.69	1:25.40	
		Speed (m/s)	14.19	17.68	16.34	15.17	17.62	17.30	17.11	16.39	
		Stride length (m)	5.81	7.38	7.09	6.71	7.40	7.02	7.15	6.90	
		Stride duration (s)	0.400	0.418	0.434	0.442	0.420	0.405	0.418	0.421	
		Stride efficiency (%)	52.78	85.17	78.46	70.43	85.66	76.93	79.78	74.30	
		Stride count	34.41	27.09	28.23	29.79	27.01	28.51	27.99	203.03	

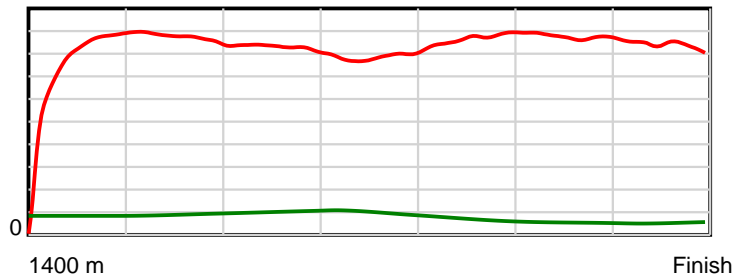
10 m Stride length



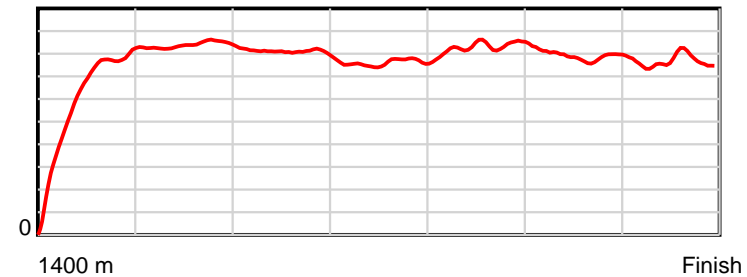
0.6 s Stride duration



20 m/sec Speed



100 % Stride efficiency



Note: Horizontal distance axis grid lines are 200m furlongs.

**Disclaimer.**

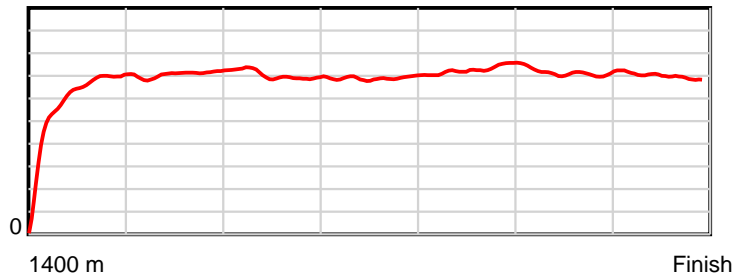
Tasracing Pty Ltd and Thoroughbred Ratings Pty Ltd accepts no responsibility for the completeness or accuracy of any of the information contained herein, and makes no representations about its suitability for any particular purpose. Users should make their own judgements about those matters and/or seek independent advice. You assume all risks associated with use of the data provided on this page.

# Race Results

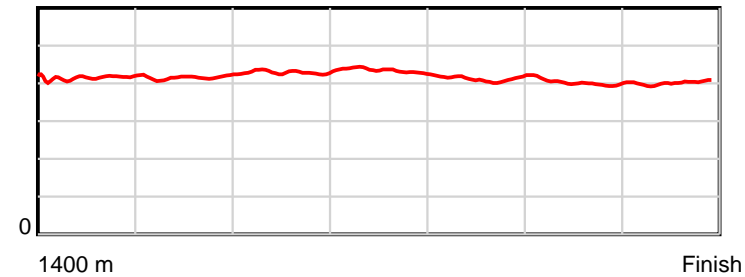
January 15, 2014, Race 7, MDN-SW, Distance 1400m, Mowbray - Offset 4m

Result	TAB no.	Horse (Barrier)	1400 to	1200m to	1000m to	800m to	600m to	400m to	200m to	Total or	Margin
2nd	3	<b>Geegee's Clang (4)</b>	<b>1200m</b>	<b>1000m</b>	<b>800m</b>	<b>600m</b>	<b>400m</b>	<b>200m</b>	<b>WP</b>	<b>Average</b>	
		Position in running (margin)	-	7(4.3)	7(7.3)	7(7.1)	8(4.0)	8(3.0)	6(3.0)		0.40
		Sectional time (s)	14.67	11.61	12.19	12.85	11.22	11.56	11.38		
		Cumulative time (s)	85.48	70.81	59.20	47.01	34.16	22.94	11.38	1:25.48	
		Speed (m/s)	13.63	17.23	16.41	15.56	17.83	17.30	17.57	16.38	
		Stride length (m)	5.68	7.15	7.02	6.76	7.34	6.97	7.05	6.81	
		Stride duration (s)	0.411	0.415	0.428	0.435	0.412	0.403	0.401	0.416	
		Stride efficiency (%)	50.40	79.95	77.07	71.51	84.21	75.87	77.69	72.51	
		Stride count	35.22	27.96	28.48	29.56	27.24	28.70	28.36	205.52	

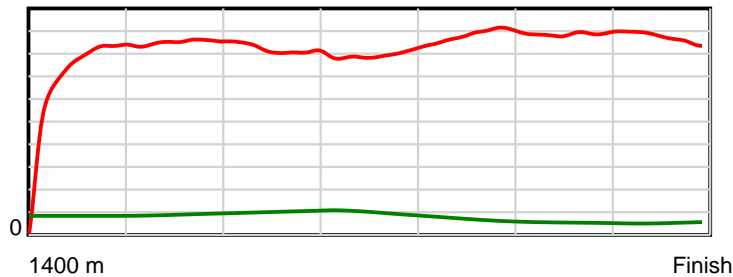
10 m Stride length



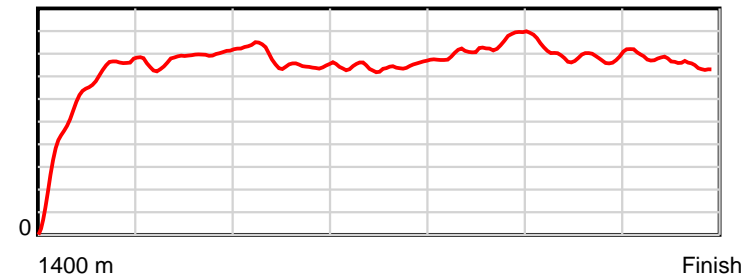
0.6 s Stride duration



20 m/sec Speed



100 % Stride efficiency



Note: Horizontal distance axis grid lines are 200m furlongs.

## Disclaimer.

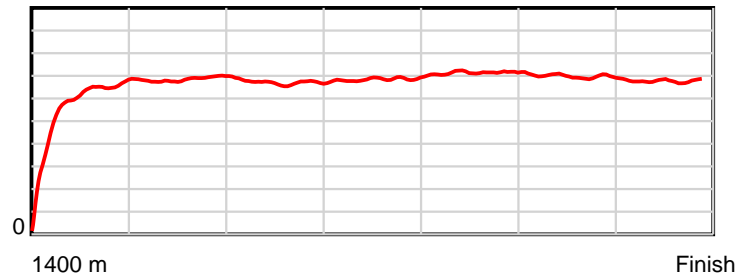
Tasracing Pty Ltd and Thoroughbred Ratings Pty Ltd accepts no responsibility for the completeness or accuracy of any of the information contained herein, and makes no representations about its suitability for any particular purpose. Users should make their own judgements about those matters and/or seek independent advice. You assume all risks associated with use of the data provided on this page.

# Race Results

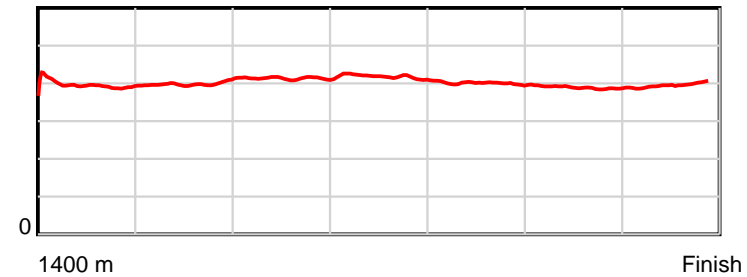
January 15, 2014, Race 7, MDN-SW, Distance 1400m, Mowbray - Offset 4m

Result	TAB no.	Horse (Barrier)	1400 to	1200m to	1000m to	800m to	600m to	400m to	200m to	Total or	Margin
3rd	4	<b>Mensa Magic (2)</b>	<b>1200m</b>	<b>1000m</b>	<b>800m</b>	<b>600m</b>	<b>400m</b>	<b>200m</b>	<b>WP</b>	<b>Average</b>	
		Position in running (margin)	-	8(6.7)	8(7.8)	8(7.3)	7(2.8)	6(2.2)	5(2.7)		0.90
		Sectional time (s)	15.01	11.28	12.15	12.63	11.28	11.62	11.60		
		Cumulative time (s)	85.58	70.57	59.29	47.14	34.51	23.23	11.60	1:25.58	
		Speed (m/s)	13.33	17.73	16.46	15.84	17.73	17.21	17.24	16.36	
		Stride length (m)	5.28	7.03	6.81	6.61	7.12	6.69	6.82	6.56	
		Stride duration (s)	0.389	0.396	0.414	0.417	0.402	0.389	0.395	0.401	
		Stride efficiency (%)	43.61	77.14	72.44	68.22	79.19	69.85	72.63	67.31	
		Stride count	37.86	28.47	29.37	30.27	28.10	29.91	29.34	213.32	

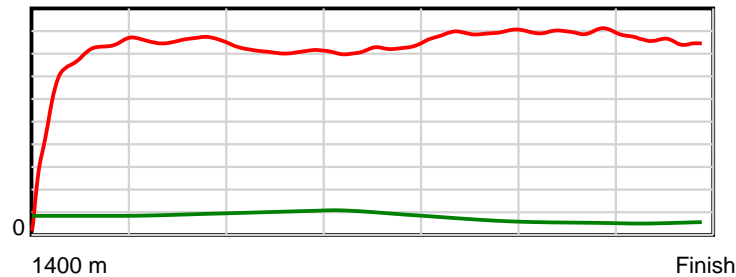
10 m Stride length



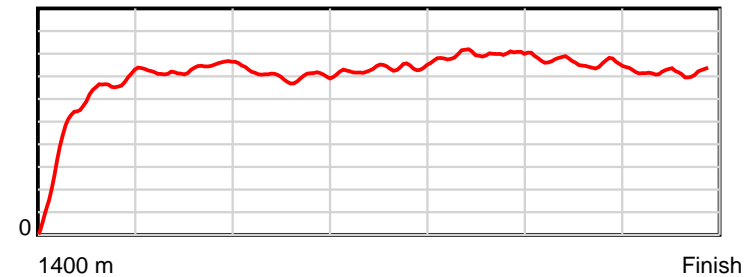
0.6 s Stride duration



20 m/sec Speed



100 % Stride efficiency



Note: Horizontal distance axis grid lines are 200m furlongs.

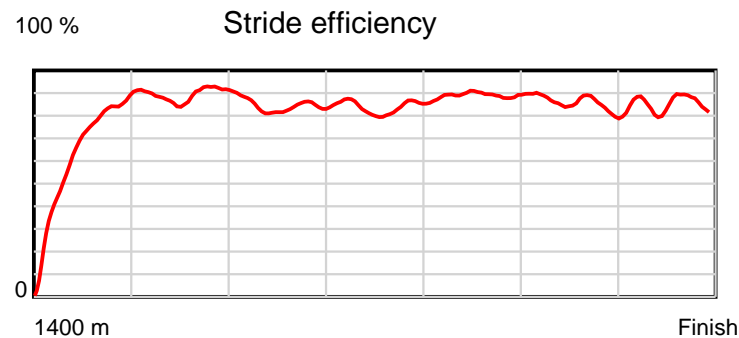
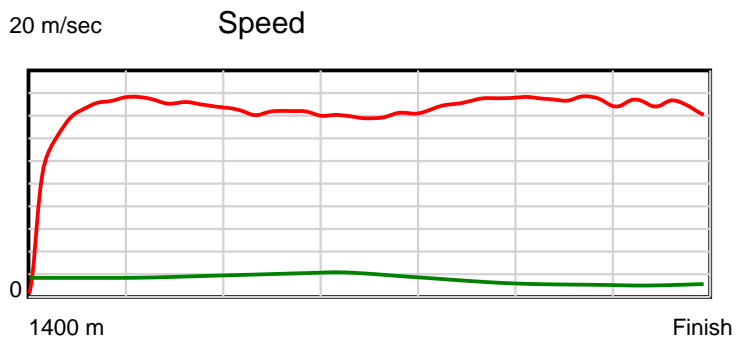
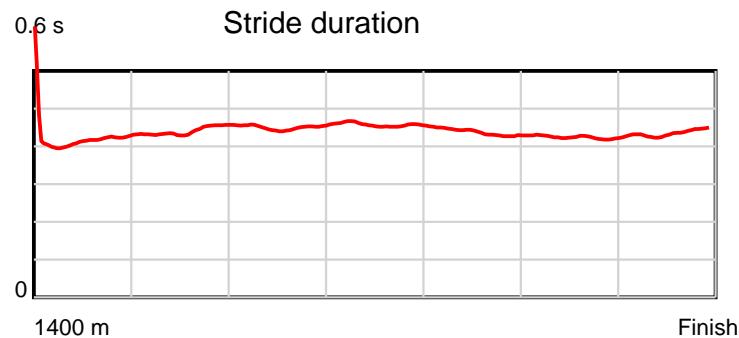
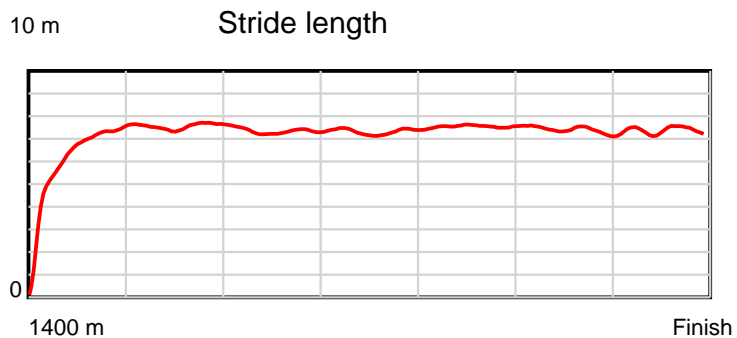
**Disclaimer.**

Tasracing Pty Ltd and Thoroughbred Ratings Pty Ltd accepts no responsibility for the completeness or accuracy of any of the information contained herein, and makes no representations about its suitability for any particular purpose. Users should make their own judgements about those matters and/or seek independent advice. You assume all risks associated with use of the data provided on this page.

# Race Results

January 15, 2014, Race 7, MDN-SW, Distance 1400m, Mowbray - Offset 4m

Result	TAB no.	Horse (Barrier)	1400 to	1200m to	1000m to	800m to	600m to	400m to	200m to	Total or	Margin
4th	1	<b>Game of Throne... (6)</b>	<b>1200m</b>	<b>1000m</b>	<b>800m</b>	<b>600m</b>	<b>400m</b>	<b>200m</b>	<b>WP</b>	<b>Average</b>	
		Position in running (margin)	-	3(2.2)	4(4.8)	5(4.9)	3(1.4)	3(1.3)	4(2.4)		1.40
		Sectional time (s)	14.22	11.53	12.24	12.80	11.35	11.75	11.77		
		Cumulative time (s)	85.67	71.45	59.91	47.67	34.87	23.52	11.77	1:25.67	
		Speed (m/s)	14.07	17.35	16.34	15.62	17.62	17.02	16.99	16.34	
		Stride length (m)	6.12	7.63	7.35	7.15	7.71	7.21	7.41	7.19	
		Stride duration (s)	0.432	0.440	0.450	0.458	0.438	0.423	0.436	0.440	
		Stride efficiency (%)	58.60	90.95	84.37	79.91	92.94	81.23	85.84	80.77	
		Stride count	32.66	26.22	27.22	27.97	25.93	27.74	26.99	194.73	



Note: Horizontal distance axis grid lines are 200m furlongs.

#### Disclaimer.

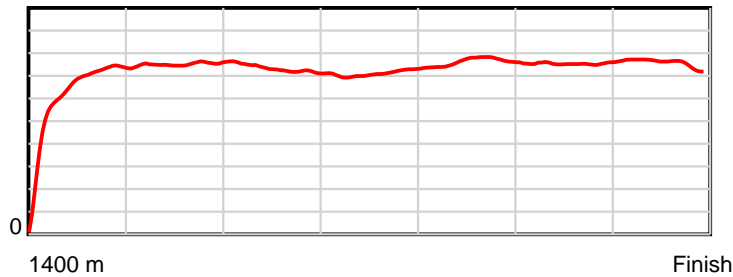
Tasracing Pty Ltd and Thoroughbred Ratings Pty Ltd accepts no responsibility for the completeness or accuracy of any of the information contained herein, and makes no representations about its suitability for any particular purpose. Users should make their own judgements about those matters and/or seek independent advice. You assume all risks associated with use of the data provided on this page.

# Race Results

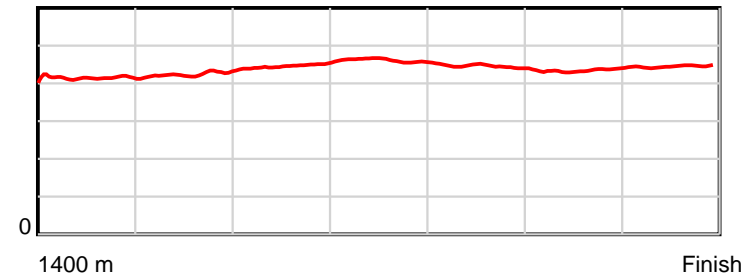
January 15, 2014, Race 7, MDN-SW, Distance 1400m, Mowbray - Offset 4m

Result	TAB no.	Horse (Barrier)	1400 to	1200m to	1000m to	800m to	600m to	400m to	200m to	Total or	Margin
5th	5	<b>Victory Medal (3)</b>	<b>1200m</b>	<b>1000m</b>	<b>800m</b>	<b>600m</b>	<b>400m</b>	<b>200m</b>	<b>WP</b>	<b>Average</b>	
		Position in running (margin)	-	1(0.0)	1(0.0)	1(0.0)	1(0.0)	2(1.1)	3(2.1)		1.70
		Sectional time (s)	13.99	11.10	12.23	13.38	11.56	11.72	11.74		
		Cumulative time (s)	85.72	71.73	60.63	48.40	35.03	23.47	11.74	1:25.72	
		Speed (m/s)	14.29	18.02	16.35	14.95	17.30	17.06	17.04	16.33	
		Stride length (m)	6.02	7.61	7.26	6.89	7.72	7.40	7.59	7.17	
		Stride duration (s)	0.411	0.423	0.444	0.461	0.446	0.434	0.446	0.439	
		Stride efficiency (%)	56.59	90.56	82.42	74.21	93.05	85.54	90.05	80.24	
		Stride count	33.24	26.27	27.54	29.02	25.92	27.03	26.35	195.37	

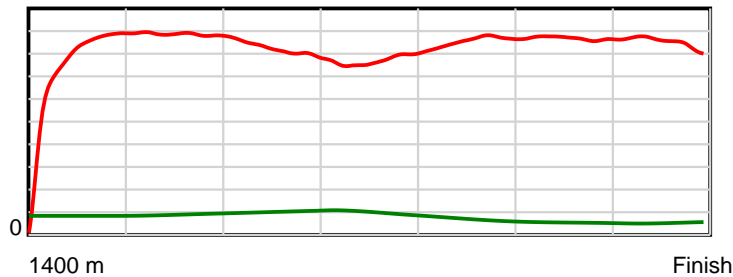
10 m Stride length



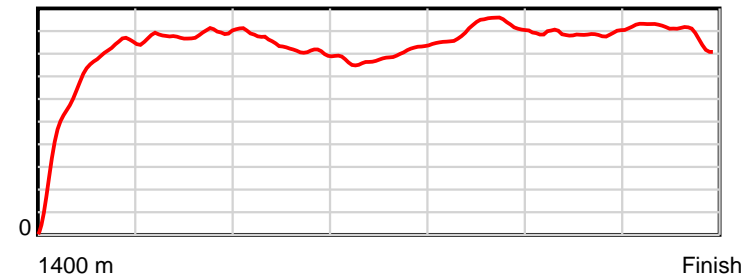
0.6 s Stride duration



20 m/sec Speed



100 % Stride efficiency



Note: Horizontal distance axis grid lines are 200m furlongs.

**Disclaimer.**

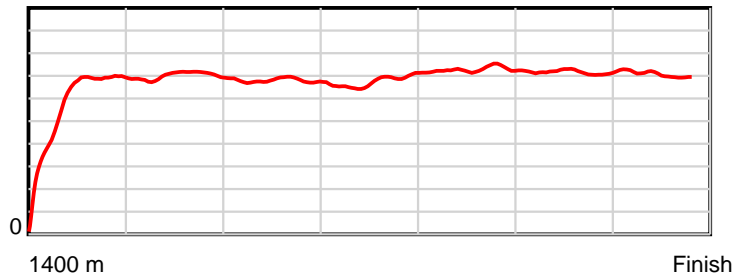
Tasracing Pty Ltd and Thoroughbred Ratings Pty Ltd accepts no responsibility for the completeness or accuracy of any of the information contained herein, and makes no representations about its suitability for any particular purpose. Users should make their own judgements about those matters and/or seek independent advice. You assume all risks associated with use of the data provided on this page.

# Race Results

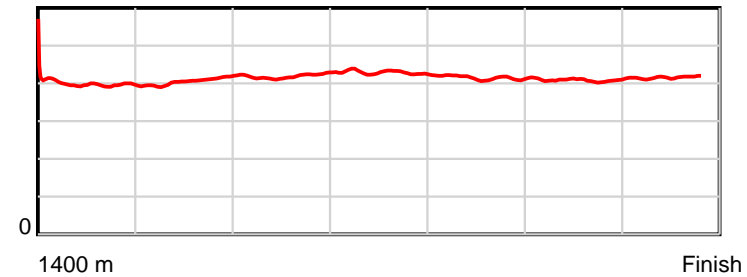
January 15, 2014, Race 7, MDN-SW, Distance 1400m, Mowbray - Offset 4m

Result	TAB no.	Horse (Barrier)	1400 to	1200m to	1000m to	800m to	600m to	400m to	200m to	Total or	Margin
6th	9	Last Toast (5)	1200m	1000m	800m	600m	400m	200m	WP	Average	
		Position in running (margin)	-	4(2.3)	3(3.3)	3(3.8)	5(2.1)	5(1.6)	2(2.0)		1.80
		Sectional time (s)	14.39	11.28	12.31	13.10	11.30	11.62	11.76		
		Cumulative time (s)	85.74	71.35	60.07	47.77	34.67	23.37	11.76	1:25.73	
		Speed (m/s)	13.90	17.73	16.25	15.27	17.70	17.21	17.01	16.33	
		Stride length (m)	5.64	7.10	6.79	6.55	7.37	7.02	7.06	6.74	
		Stride duration (s)	0.397	0.400	0.418	0.429	0.417	0.408	0.415	0.413	
		Stride efficiency (%)	49.72	78.67	72.00	67.02	84.99	76.99	77.84	71.07	
		Stride count	35.46	28.19	29.46	30.54	27.12	28.49	28.34	207.60	

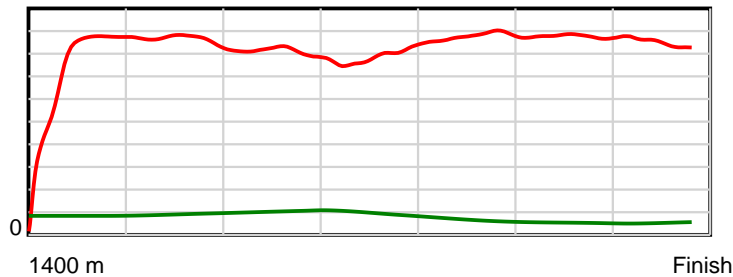
10 m Stride length



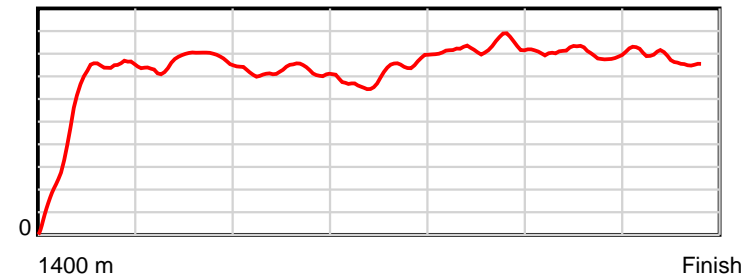
0.6 s Stride duration



20 m/sec Speed



100 % Stride efficiency



Note: Horizontal distance axis grid lines are 200m furlongs.

## Disclaimer.

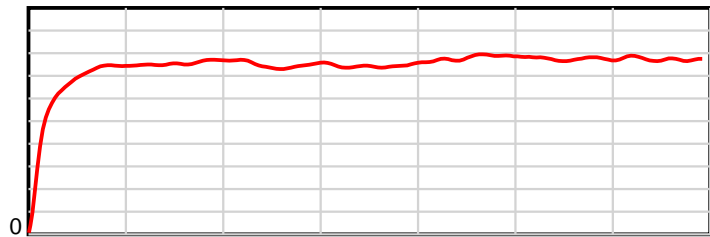
Tasracing Pty Ltd and Thoroughbred Ratings Pty Ltd accepts no responsibility for the completeness or accuracy of any of the information contained herein, and makes no representations about its suitability for any particular purpose. Users should make their own judgements about those matters and/or seek independent advice. You assume all risks associated with use of the data provided on this page.

# Race Results

January 15, 2014, Race 7, MDN-SW, Distance 1400m, Mowbray - Offset 4m

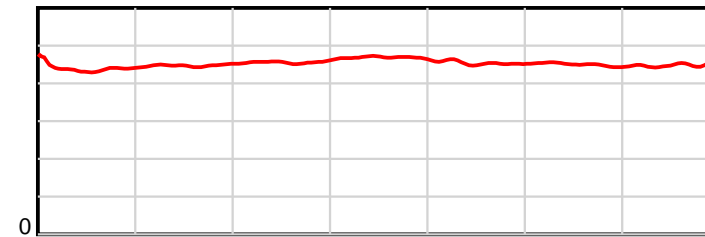
Result	TAB no.	Horse (Barrier)	1400 to	1200m to	1000m to	800m to	600m to	400m to	200m to	Total or	Margin
7th	2	<b>Mygreyhorse (1)</b>	<b>1200m</b>	<b>1000m</b>	<b>800m</b>	<b>600m</b>	<b>400m</b>	<b>200m</b>	<b>WP</b>	<b>Average</b>	
		Position in running (margin)	-	5(3.5)	6(6.0)	4(4.7)	4(2.1)	7(2.7)	8(4.3)		3.60
		Sectional time (s)	14.73	11.51	12.02	12.94	11.48	11.81	11.58		
		Cumulative time (s)	86.07	71.34	59.83	47.81	34.87	23.39	11.58	1:26.06	
		Speed (m/s)	13.57	17.38	16.64	15.46	17.42	16.93	17.27	16.27	
		Stride length (m)	6.04	7.77	7.58	7.24	7.91	7.63	7.75	7.36	
		Stride duration (s)	0.434	0.447	0.455	0.468	0.454	0.450	0.449	0.452	
		Stride efficiency (%)	57.00	94.26	89.71	81.85	97.66	90.87	93.81	84.63	
		Stride count	33.12	25.75	26.40	27.63	25.30	26.23	25.81	190.24	

10 m Stride length



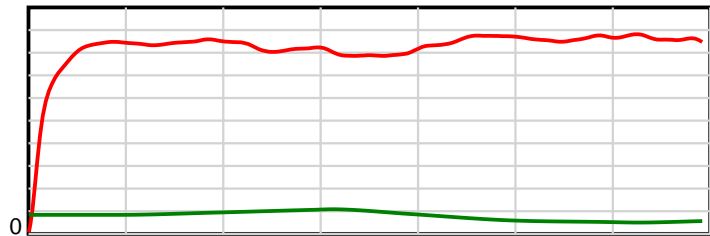
1400 m Finish

0.6 s Stride duration



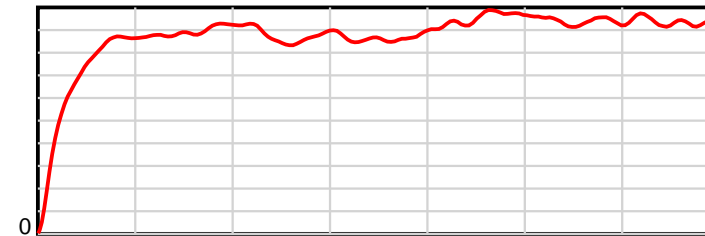
1400 m Finish

20 m/sec Speed



1400 m Finish

100 % Stride efficiency



1400 m Finish

Note: Horizontal distance axis grid lines are 200m furlongs.

**Disclaimer.**

Tasracing Pty Ltd and Thoroughbred Ratings Pty Ltd accepts no responsibility for the completeness or accuracy of any of the information contained herein, and makes no representations about its suitability for any particular purpose. Users should make their own judgements about those matters and/or seek independent advice. You assume all risks associated with use of the data provided on this page.

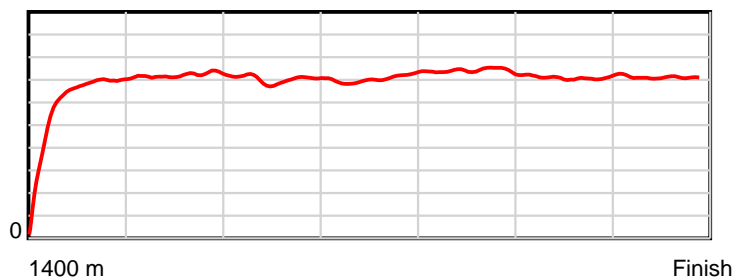


# Race Results

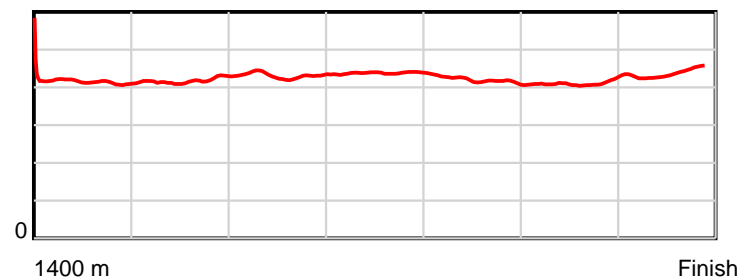
January 15, 2014, Race 7, MDN-SW, Distance 1400m, Mowbray - Offset 4m

Result	TAB no.	Horse (Barrier)	1400 to	1200m to	1000m to	800m to	600m to	400m to	200m to	Total or	Margin
8th	7	<b>Novaell (7)</b>	<b>1200m</b>	<b>1000m</b>	<b>800m</b>	<b>600m</b>	<b>400m</b>	<b>200m</b>	<b>WP</b>	<b>Average</b>	
		Position in running (margin)	-	6(3.6)	5(5.8)	6(6.0)	6(2.2)	4(1.5)	7(3.1)		6.40
		Sectional time (s)	14.87	11.47	12.26	12.74	11.27	11.82	12.17		
		Cumulative time (s)	86.60	71.73	60.26	47.99	35.26	23.99	12.17	1:26.59	
		Speed (m/s)	13.45	17.44	16.31	15.70	17.75	16.92	16.43	16.17	
		Stride length (m)	5.80	7.24	7.02	6.87	7.49	6.92	7.21	6.89	
		Stride duration (s)	0.418	0.415	0.430	0.437	0.422	0.409	0.439	0.426	
		Stride efficiency (%)	52.65	81.93	77.01	73.69	87.70	74.76	81.13	74.28	
		Stride count	34.46	27.62	28.49	29.12	26.70	28.91	27.76	203.06	

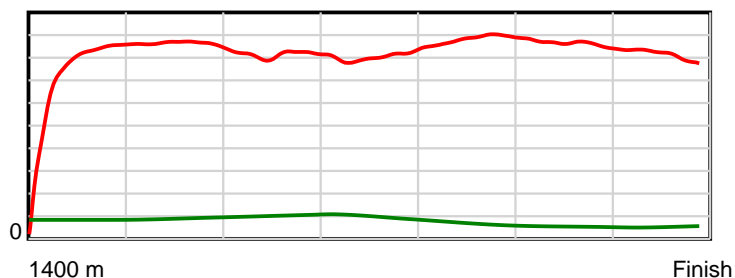
10 m Stride length



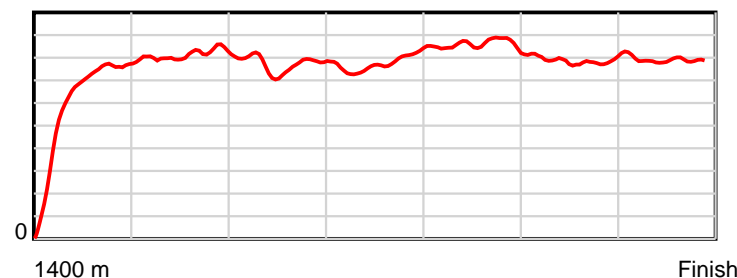
0.6 s Stride duration



20 m/sec Speed



100 % Stride efficiency



Note: Horizontal distance axis grid lines are 200m furlongs.

## Disclaimer.

Tasracing Pty Ltd and Thoroughbred Ratings Pty Ltd accepts no responsibility for the completeness or accuracy of any of the information contained herein, and makes no representations about its suitability for any particular purpose. Users should make their own judgements about those matters and/or seek independent advice. You assume all risks associated with use of the data provided on this page.