



## Race Results

Tasmanian Racing Club, Hobart, January 19, 2014

Compilation date: January 20, 2014, 12:25:49 PM (EST)

Copyright © 2014 Tasracing Pty Ltd. All rights reserved.

### Trademarks.

StrideMASTER is a registered trademark of Thoroughbred Ratings Pty Ltd.

### Disclaimer.

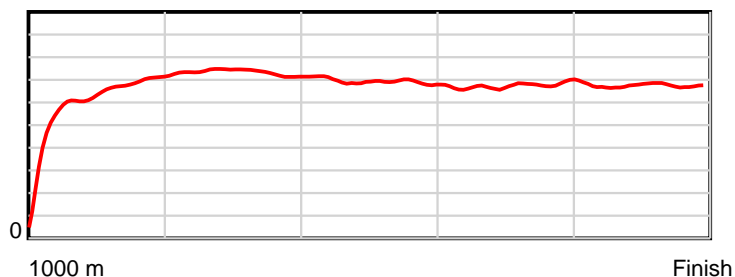
Tasracing Pty Ltd and Thoroughbred Ratings Pty Ltd accepts no responsibility for the completeness or accuracy of any of the information contained herein, and makes no representations about its suitability for any particular purpose. Users should make their own judgements about those matters and/or seek independent advice. You assume all risks associated with use of the data provided on this page.

# Race Results

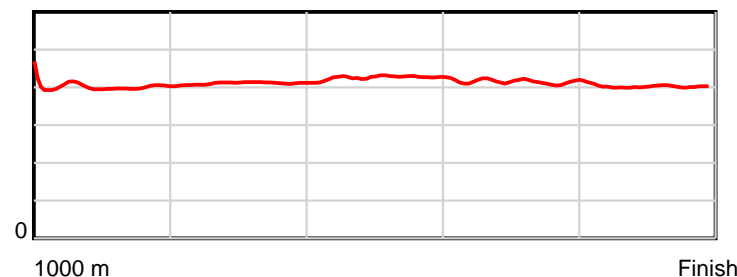
January 19, 2014, Race 1, 2Y MDN-SW, Distance 1000m, Elwick Course Proper - Offset 4m

Result	TAB no.	Horse (Barrier)	1000 to	800m to	600m to	400m to	200m to	Total or	Margin
1st	2	<b>Shiralee (7)</b>	<b>800m</b>	<b>600m</b>	<b>400m</b>	<b>200m</b>	<b>WP</b>	<b>Average</b>	
		Position in running (margin)	-	9(3.7)	9(4.6)	8(4.3)	6(3.1)		0.00
		Sectional time (s)	15.47	11.16	12.22	12.13	11.89		
		Cumulative time (s)	62.86	47.39	36.23	24.02	11.89	1:02.85	
		Speed (m/s)	12.93	17.92	16.37	16.49	16.82	15.91	
		Stride length (m)	5.33	7.36	6.99	6.82	6.76	6.57	
		Stride duration (s)	0.404	0.411	0.427	0.413	0.402	0.413	
		Stride efficiency (%)	44.47	84.62	76.27	72.63	71.34	67.42	
		Stride count	37.49	27.18	28.63	29.34	29.60	152.24	

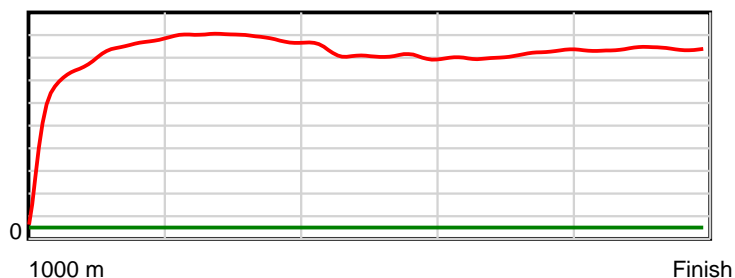
10 m Stride length



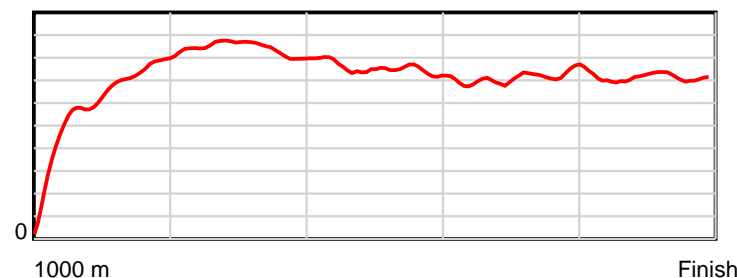
0.6 s Stride duration



20 m/sec Speed



100 % Stride efficiency



Note: Horizontal distance axis grid lines are 200m furlongs.

## Disclaimer.

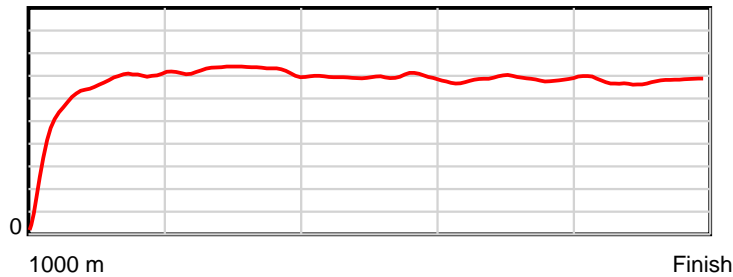
Tasracing Pty Ltd and Thoroughbred Ratings Pty Ltd accepts no responsibility for the completeness or accuracy of any of the information contained herein, and makes no representations about its suitability for any particular purpose. Users should make their own judgements about those matters and/or seek independent advice. You assume all risks associated with use of the data provided on this page.

# Race Results

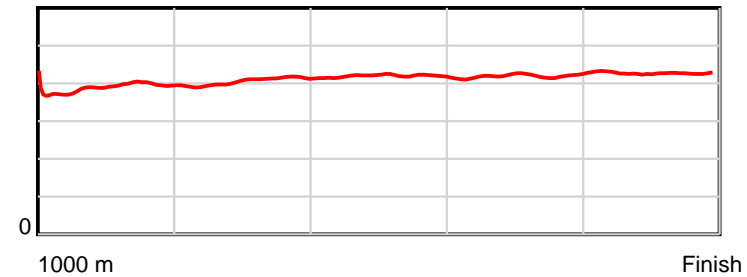
January 19, 2014, Race 1, 2Y MDN-SW, Distance 1000m, Elwick Course Proper - Offset 4m

Result	TAB no.	Horse (Barrier)	1000 to	800m to	600m to	400m to	200m to	Total or	Margin
2nd	10	<b>Wiz Bang (3)</b>	<b>800m</b>	<b>600m</b>	<b>400m</b>	<b>200m</b>	<b>WP</b>	<b>Average</b>	
		Position in running (margin)	-	5(1.5)	2(2.8)	3(1.9)	2(0.9)		0.10
		Sectional time (s)	14.89	11.22	12.12	12.15	12.50		
		Cumulative time (s)	62.88	47.99	36.77	24.65	12.50	1:02.88	
		Speed (m/s)	13.43	17.83	16.50	16.46	16.00	15.90	
		Stride length (m)	5.30	7.24	6.93	6.91	6.84	6.56	
		Stride duration (s)	0.393	0.406	0.420	0.420	0.428	0.413	
		Stride efficiency (%)	43.94	81.85	74.95	74.52	73.13	67.25	
		Stride count	37.72	27.63	28.88	28.96	29.24	152.43	

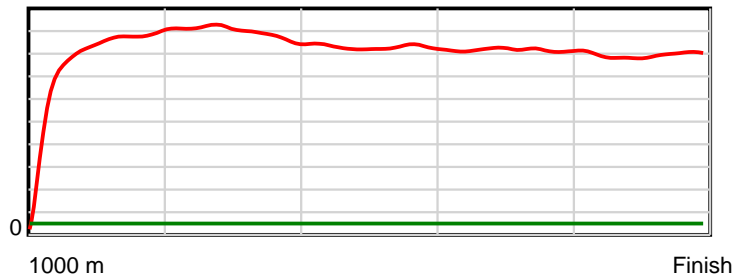
10 m Stride length



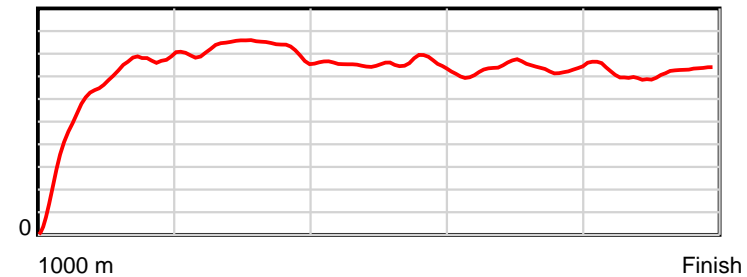
0.6 s Stride duration



20 m/sec Speed



100 % Stride efficiency



Note: Horizontal distance axis grid lines are 200m furlongs.

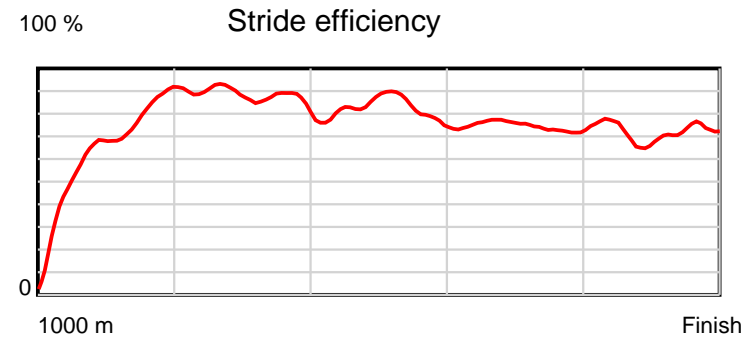
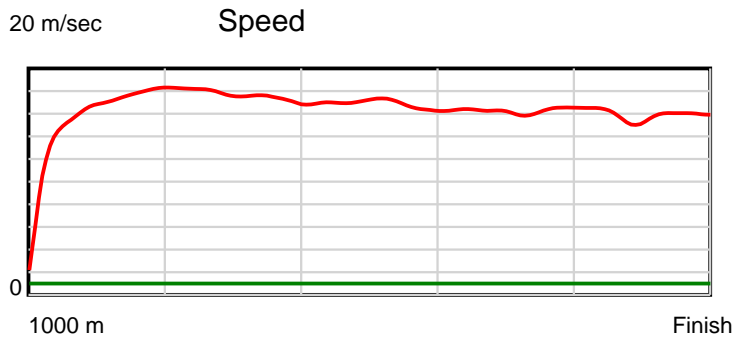
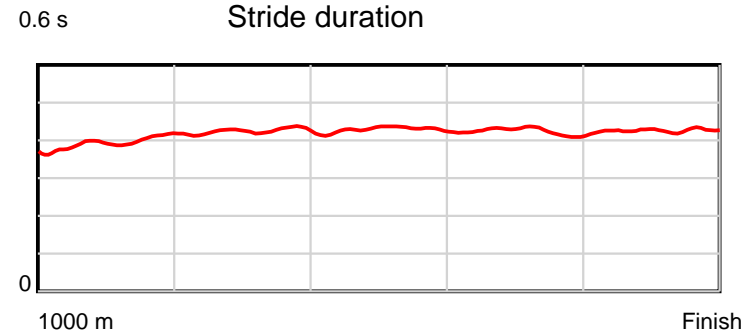
**Disclaimer.**

Tasracing Pty Ltd and Thoroughbred Ratings Pty Ltd accepts no responsibility for the completeness or accuracy of any of the information contained herein, and makes no representations about its suitability for any particular purpose. Users should make their own judgements about those matters and/or seek independent advice. You assume all risks associated with use of the data provided on this page.

# Race Results

January 19, 2014, Race 1, 2Y MDN-SW, Distance 1000m, Elwick Course Proper - Offset 4m

Result	TAB no.	Horse (Barrier)	1000 to	800m to	600m to	400m to	200m to	Total or	Margin
3rd	8	<b>Geegees Golden... (5)</b>	<b>800m</b>	<b>600m</b>	<b>400m</b>	<b>200m</b>	<b>WP</b>	<b>Average</b>	
		Position in running (margin)	-	3(0.3)	4(3.4)	4(2.1)	3(1.9)		0.30
		Sectional time (s)	14.77	11.51	12.05	12.30	12.29		
		Cumulative time (s)	62.92	48.15	36.64	24.59	12.29	1:02.92	
		Speed (m/s)	13.54	17.38	16.60	16.26	16.27	15.89	
		Stride length (m)	5.26	7.34	7.12	6.87	6.92	6.61	
		Stride duration (s)	0.386	0.423	0.429	0.423	0.425	0.416	
		Stride efficiency (%)	43.24	84.29	79.28	73.82	74.82	68.24	
		Stride count	38.02	27.23	28.08	29.10	28.90	151.33	



Note: Horizontal distance axis grid lines are 200m furlongs.

**Disclaimer.**

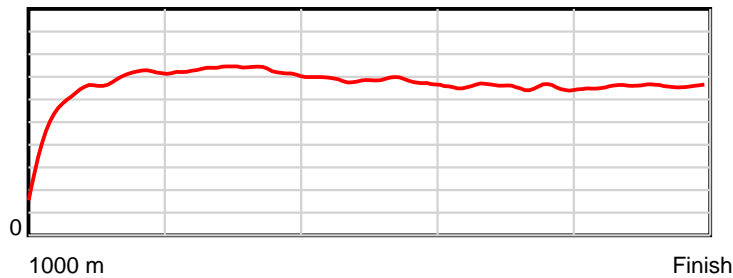
Tasracing Pty Ltd and Thoroughbred Ratings Pty Ltd accepts no responsibility for the completeness or accuracy of any of the information contained herein, and makes no representations about its suitability for any particular purpose. Users should make their own judgements about those matters and/or seek independent advice. You assume all risks associated with use of the data provided on this page.

# Race Results

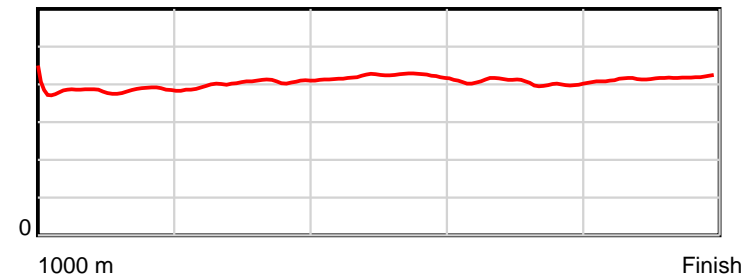
January 19, 2014, Race 1, 2Y MDN-SW, Distance 1000m, Elwick Course Proper - Offset 4m

Result	TAB no.	Horse (Barrier)	1000 to	800m to	600m to	400m to	200m to	Total or	Margin
4th	6	Galeocerdo (1)	800m	600m	400m	200m	WP	Average	
		Position in running (margin)	-	1(0.0)	1(0.0)	1(0.0)	1(0.0)		0.70
		Sectional time (s)	14.82	11.01	12.26	12.33	12.57		
		Cumulative time (s)	62.99	48.17	37.16	24.91	12.57	1:02.99	
		Speed (m/s)	13.49	18.17	16.31	16.22	15.91	15.87	
		Stride length (m)	5.37	7.32	6.87	6.56	6.61	6.48	
		Stride duration (s)	0.389	0.403	0.421	0.405	0.416	0.408	
		Stride efficiency (%)	45.07	83.67	73.68	67.29	68.26	65.52	
		Stride count	37.24	27.33	29.13	30.48	30.26	154.44	

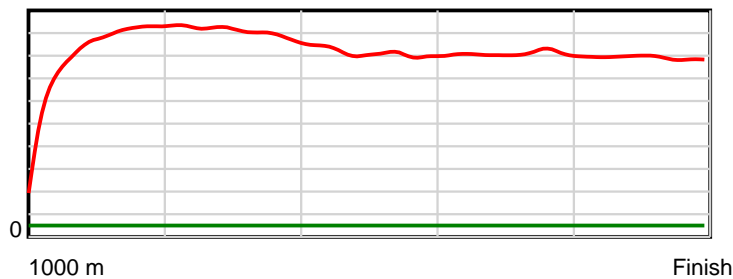
10 m Stride length



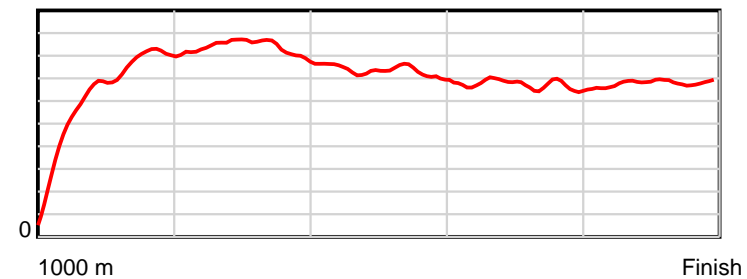
0.6 s Stride duration



20 m/sec Speed



100 % Stride efficiency



Note: Horizontal distance axis grid lines are 200m furlongs.

### Disclaimer.

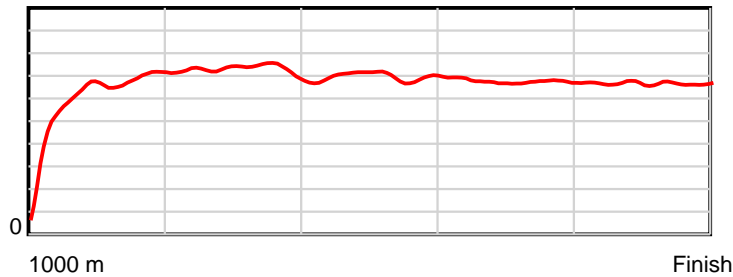
Tasracing Pty Ltd and Thoroughbred Ratings Pty Ltd accepts no responsibility for the completeness or accuracy of any of the information contained herein, and makes no representations about its suitability for any particular purpose. Users should make their own judgements about those matters and/or seek independent advice. You assume all risks associated with use of the data provided on this page.

# Race Results

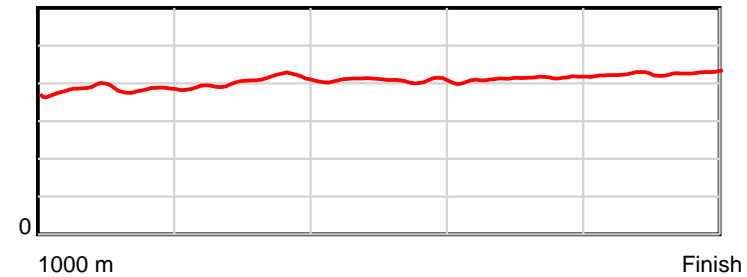
January 19, 2014, Race 1, 2Y MDN-SW, Distance 1000m, Elwick Course Proper - Offset 4m

Result	TAB no.	Horse (Barrier)	1000 to	800m to	600m to	400m to	200m to	Total or	Margin
5th	9	Rumeron (4)	800m	600m	400m	200m	WP	Average	
		Position in running (margin)	-	4(1.0)	3(2.8)	2(1.2)	4(2.7)		5.00
		Sectional time (s)	15.13	11.31	11.99	12.58	12.81		
		Cumulative time (s)	63.82	48.69	37.38	25.39	12.81	1:03.82	
		Speed (m/s)	13.22	17.68	16.68	15.90	15.61	15.67	
		Stride length (m)	5.15	7.17	6.79	6.59	6.69	6.39	
		Stride duration (s)	0.381	0.405	0.407	0.415	0.428	0.408	
		Stride efficiency (%)	41.45	80.25	72.02	67.87	69.88	63.83	
		Stride count	38.83	27.91	29.46	30.35	29.91	156.46	

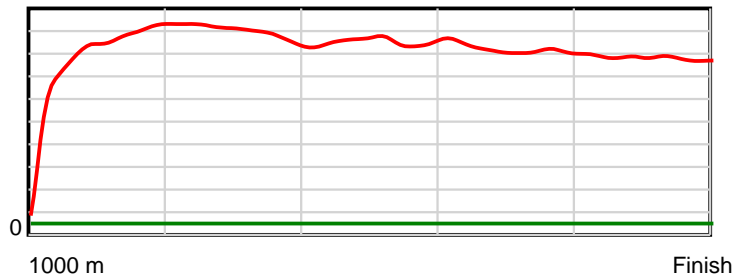
10 m Stride length



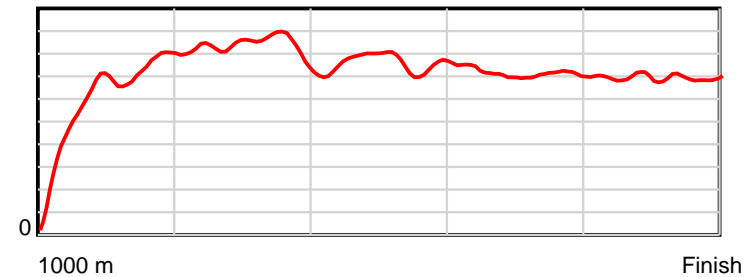
0.6 s Stride duration



20 m/sec Speed



100 % Stride efficiency



Note: Horizontal distance axis grid lines are 200m furlongs.

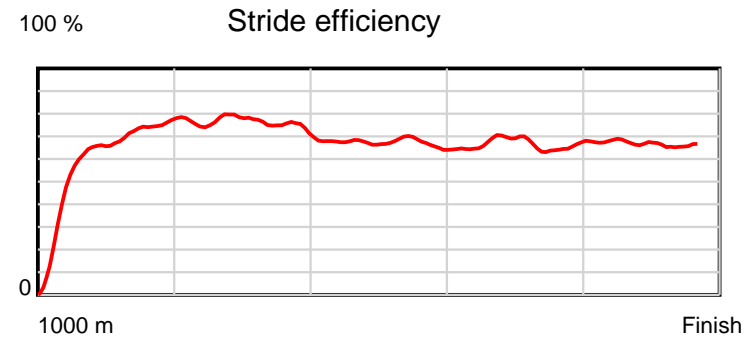
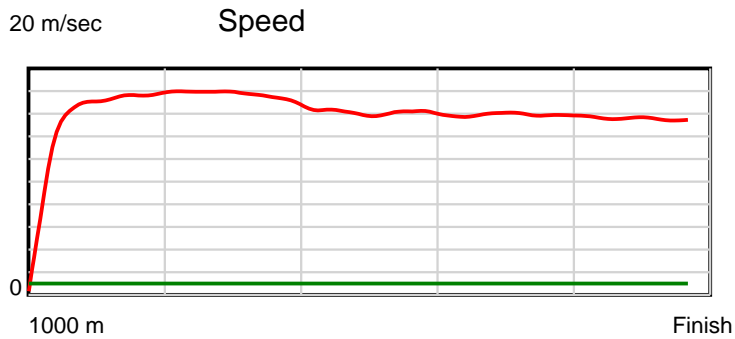
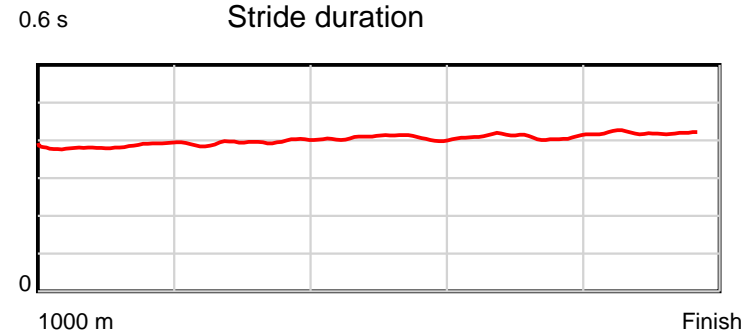
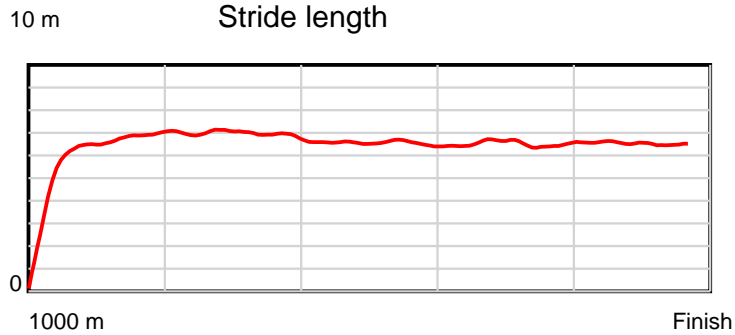
### Disclaimer.

Tasracing Pty Ltd and Thoroughbred Ratings Pty Ltd accepts no responsibility for the completeness or accuracy of any of the information contained herein, and makes no representations about its suitability for any particular purpose. Users should make their own judgements about those matters and/or seek independent advice. You assume all risks associated with use of the data provided on this page.

# Race Results

January 19, 2014, Race 1, 2Y MDN-SW, Distance 1000m, Elwick Course Proper - Offset 4m

Result	TAB no.	Horse (Barrier)	1000 to	800m to	600m to	400m to	200m to	Total or	Margin
6th	4	Dance Thru Fra... (2)	800m	600m	400m	200m	WP	Average	
		Position in running (margin)	-	8(3.2)	5(3.5)	5(2.9)	5(2.7)		5.40
		Sectional time (s)	15.62	11.06	12.15	12.30	12.77		
		Cumulative time (s)	63.90	48.28	37.22	25.07	12.77	1:03.89	
		Speed (m/s)	12.81	18.08	16.46	16.26	15.66	15.65	
		Stride length (m)	5.09	7.12	6.70	6.63	6.55	6.33	
		Stride duration (s)	0.384	0.394	0.407	0.408	0.418	0.405	
		Stride efficiency (%)	40.55	79.28	70.11	68.63	67.11	62.68	
		Stride count	39.26	28.08	29.86	30.18	30.52	157.90	



Note: Horizontal distance axis grid lines are 200m furlongs.

**Disclaimer.**

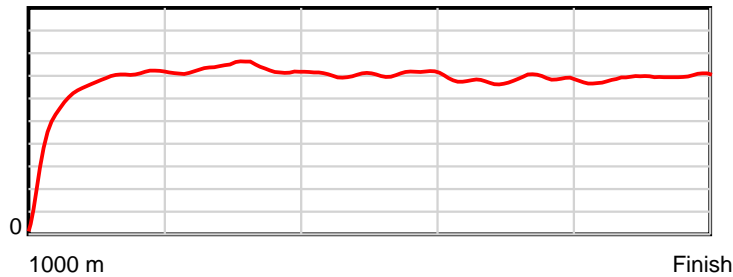
Tasracing Pty Ltd and Thoroughbred Ratings Pty Ltd accepts no responsibility for the completeness or accuracy of any of the information contained herein, and makes no representations about its suitability for any particular purpose. Users should make their own judgements about those matters and/or seek independent advice. You assume all risks associated with use of the data provided on this page.

# Race Results

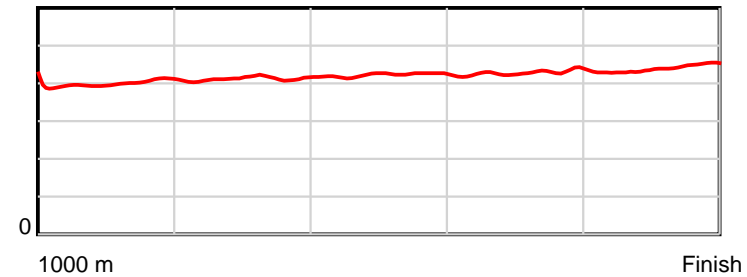
January 19, 2014, Race 1, 2Y MDN-SW, Distance 1000m, Elwick Course Proper - Offset 4m

Result	TAB no.	Horse (Barrier)	1000 to	800m to	600m to	400m to	200m to	Total or	Margin
7th	5	<b>Flying Dami (6)</b>	<b>800m</b>	<b>600m</b>	<b>400m</b>	<b>200m</b>	<b>WP</b>	<b>Average</b>	
		Position in running (margin)	-	6(2.2)	7(4.4)	7(4.2)	8(5.9)		7.70
		Sectional time (s)	15.51	11.37	12.22	12.61	12.63		
		Cumulative time (s)	64.35	48.84	37.47	25.25	12.63	1:04.34	
		Speed (m/s)	12.90	17.59	16.37	15.86	15.84	15.54	
		Stride length (m)	5.33	7.23	6.92	6.80	6.98	6.57	
		Stride duration (s)	0.399	0.411	0.423	0.429	0.441	0.423	
		Stride efficiency (%)	44.36	81.61	74.76	72.17	76.03	67.43	
		Stride count	37.54	27.68	28.91	29.43	28.67	152.23	

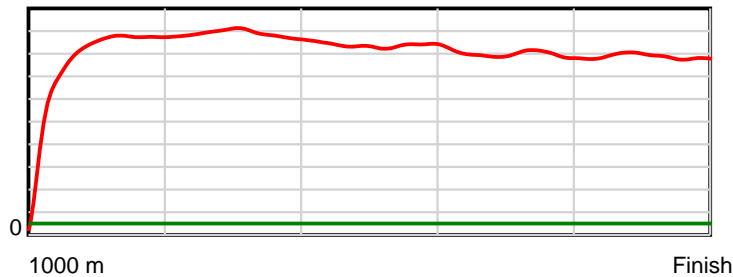
10 m Stride length



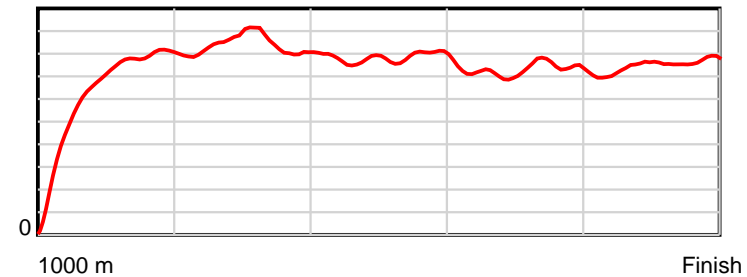
0.6 s Stride duration



20 m/sec Speed



100 % Stride efficiency



Note: Horizontal distance axis grid lines are 200m furlongs.

**Disclaimer.**

Tasracing Pty Ltd and Thoroughbred Ratings Pty Ltd accepts no responsibility for the completeness or accuracy of any of the information contained herein, and makes no representations about its suitability for any particular purpose. Users should make their own judgements about those matters and/or seek independent advice. You assume all risks associated with use of the data provided on this page.

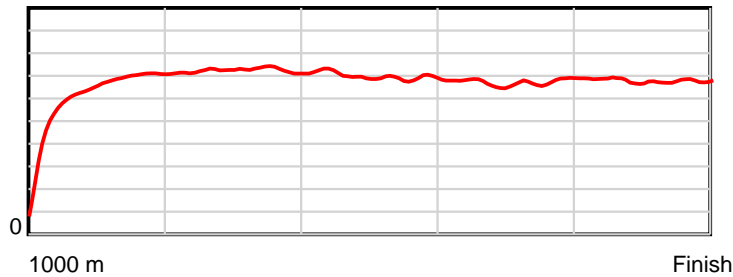


# Race Results

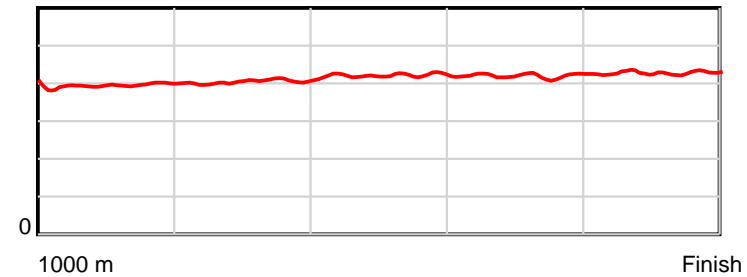
January 19, 2014, Race 1, 2Y MDN-SW, Distance 1000m, Elwick Course Proper - Offset 4m

Result	TAB no.	Horse (Barrier)	1000 to	800m to	600m to	400m to	200m to	Total or	Margin
8th	7	<b>Gee Gees Tismo... (9)</b>	<b>800m</b>	<b>600m</b>	<b>400m</b>	<b>200m</b>	<b>WP</b>	<b>Average</b>	
		Position in running (margin)	-	7(2.3)	8(4.5)	9(5.9)	9(6.7)		8.00
		Sectional time (s)	15.39	11.37	12.48	12.47	12.70		
		Cumulative time (s)	64.41	49.02	37.65	25.17	12.70	1:04.40	
		Speed (m/s)	13.00	17.59	16.03	16.04	15.75	15.53	
		Stride length (m)	5.22	7.10	6.74	6.73	6.72	6.43	
		Stride duration (s)	0.393	0.404	0.421	0.420	0.426	0.414	
		Stride efficiency (%)	42.52	78.84	71.08	70.83	70.52	64.52	
		Stride count	38.34	28.16	29.65	29.71	29.77	155.63	

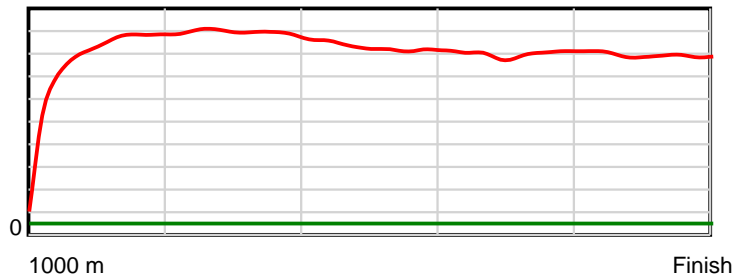
10 m Stride length



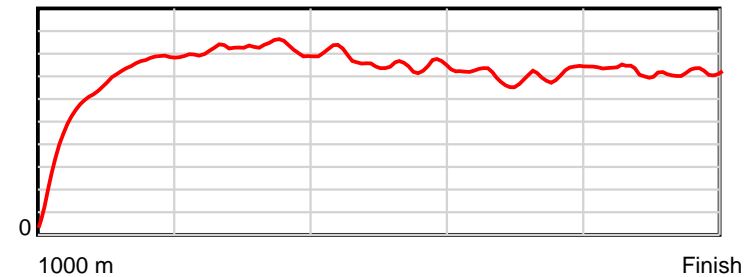
0.6 s Stride duration



20 m/sec Speed



100 % Stride efficiency



Note: Horizontal distance axis grid lines are 200m furlongs.

**Disclaimer.**

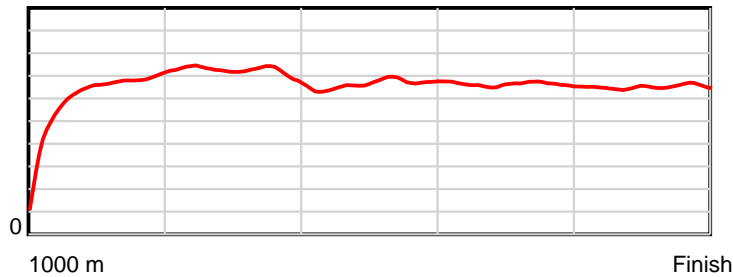
Tasracing Pty Ltd and Thoroughbred Ratings Pty Ltd accepts no responsibility for the completeness or accuracy of any of the information contained herein, and makes no representations about its suitability for any particular purpose. Users should make their own judgements about those matters and/or seek independent advice. You assume all risks associated with use of the data provided on this page.

# Race Results

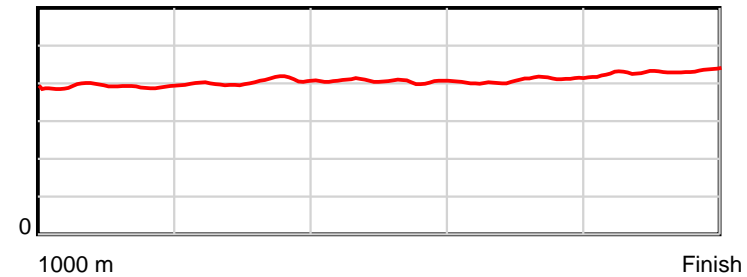
January 19, 2014, Race 1, 2Y MDN-SW, Distance 1000m, Elwick Course Proper - Offset 4m

Result	TAB no.	Horse (Barrier)	1000 to	800m to	600m to	400m to	200m to	Total or	Margin
9th	3	<b>Cookie Jar (8)</b>	<b>800m</b>	<b>600m</b>	<b>400m</b>	<b>200m</b>	<b>WP</b>	<b>Average</b>	
		Position in running (margin)	-	2(0.3)	6(3.8)	6(4.1)	7(4.6)		9.80
		Sectional time (s)	15.21	11.58	12.31	12.42	13.24		
		Cumulative time (s)	64.76	49.55	37.97	25.66	13.24	1:04.76	
		Speed (m/s)	13.15	17.27	16.25	16.10	15.11	15.44	
		Stride length (m)	5.34	6.97	6.60	6.58	6.52	6.35	
		Stride duration (s)	0.391	0.403	0.406	0.409	0.432	0.411	
		Stride efficiency (%)	44.49	75.81	68.10	67.74	66.48	62.97	
		Stride count	37.48	28.71	30.30	30.38	30.66	157.53	

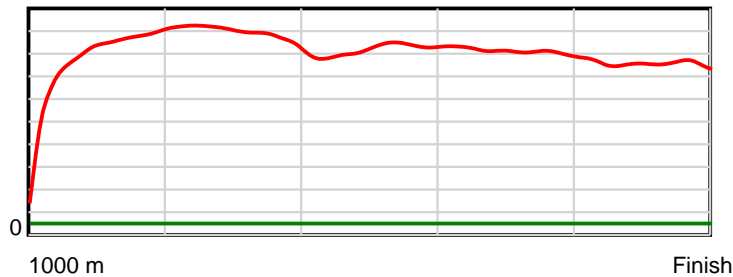
10 m Stride length



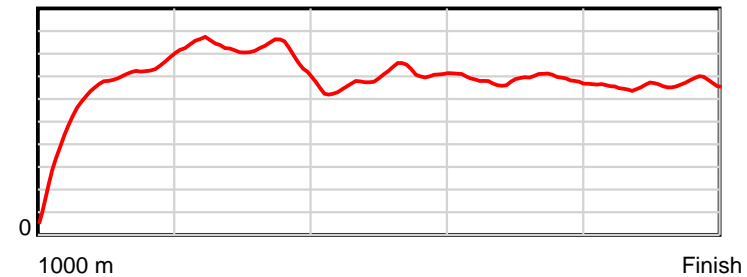
0.6 s Stride duration



20 m/sec Speed



100 % Stride efficiency



Note: Horizontal distance axis grid lines are 200m furlongs.

## Disclaimer.

Tasracing Pty Ltd and Thoroughbred Ratings Pty Ltd accepts no responsibility for the completeness or accuracy of any of the information contained herein, and makes no representations about its suitability for any particular purpose. Users should make their own judgements about those matters and/or seek independent advice. You assume all risks associated with use of the data provided on this page.