



## Race Results

Tasmanian Racing Club, Hobart, January 19, 2014

Compilation date: January 20, 2014, 12:26:45 PM (EST)

Copyright © 2014 Tasracing Pty Ltd. All rights reserved.

### Trademarks.

StrideMASTER is a registered trademark of Thoroughbred Ratings Pty Ltd.

### Disclaimer.

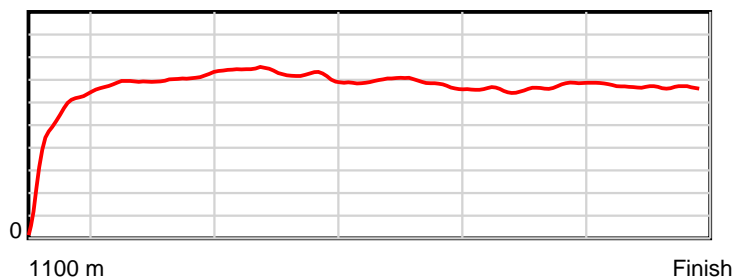
Tasracing Pty Ltd and Thoroughbred Ratings Pty Ltd accepts no responsibility for the completeness or accuracy of any of the information contained herein, and makes no representations about its suitability for any particular purpose. Users should make their own judgements about those matters and/or seek independent advice. You assume all risks associated with use of the data provided on this page.

# Race Results

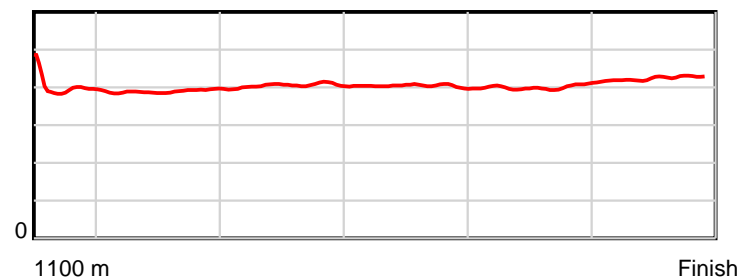
January 19, 2014, Race 2, MDN-SW, Distance 1100m, Elwick Course Proper - Offset 4m

Result	TAB no.	Horse (Barrier)	1100 to	1000m to	800m to	600m to	400m to	200m to	Total or	Margin
1st	6	No Spin Zone (5)	1000m	800m	600m	400m	200m	WP	Average	
		Position in running (margin)	-	5(1.5)	4(1.6)	4(1.6)	2(1.4)	2(0.7)		0.00
		Sectional time (s)	8.58	10.90	11.28	11.91	11.97	12.52		
		Cumulative time (s)	67.16	58.58	47.68	36.40	24.49	12.52	1:07.15	
		Speed (m/s)	11.66	18.35	17.73	16.79	16.71	15.97	16.38	
		Stride length (m)	4.83	7.14	7.16	6.77	6.68	6.77	6.64	
		Stride duration (s)	0.404	0.389	0.404	0.403	0.400	0.424	0.405	
		Stride efficiency (%)	36.50	79.77	80.05	71.62	69.82	71.58	68.92	
		Stride count	20.69	27.99	27.94	29.54	29.92	29.55	165.63	

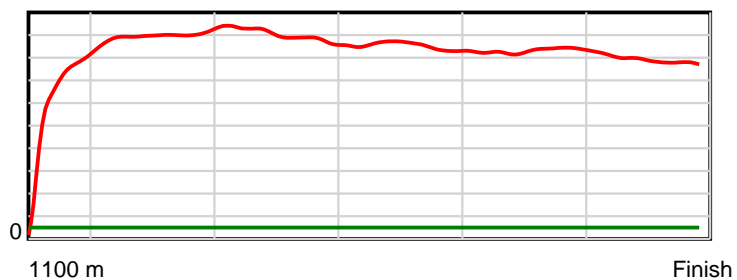
10 m Stride length



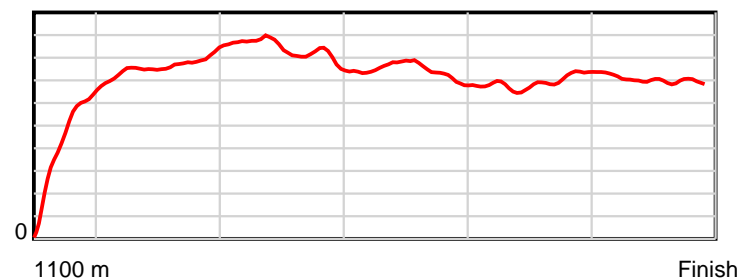
0.6 s Stride duration



20 m/sec Speed



100 % Stride efficiency



Note: Horizontal distance axis grid lines are 200m furlongs.

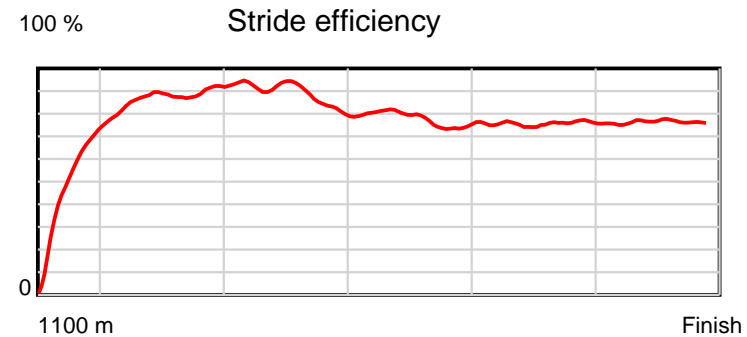
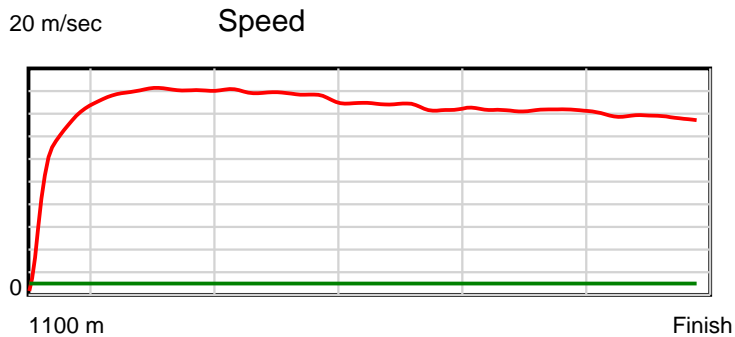
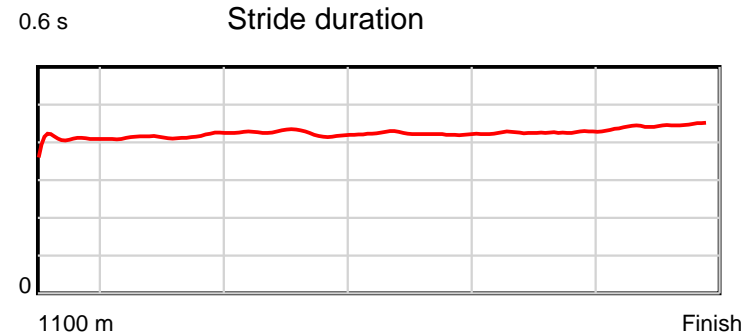
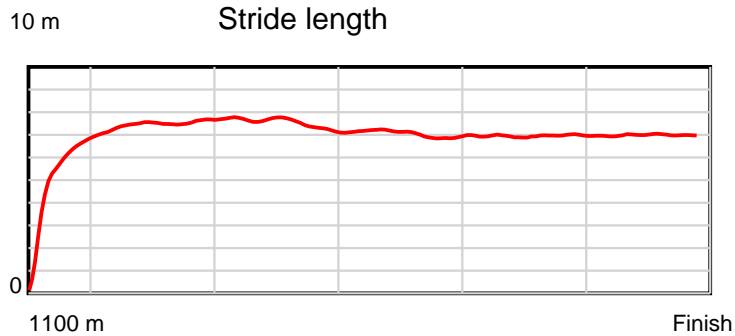
## Disclaimer.

Tasracing Pty Ltd and Thoroughbred Ratings Pty Ltd accepts no responsibility for the completeness or accuracy of any of the information contained herein, and makes no representations about its suitability for any particular purpose. Users should make their own judgements about those matters and/or seek independent advice. You assume all risks associated with use of the data provided on this page.

# Race Results

January 19, 2014, Race 2, MDN-SW, Distance 1100m, Elwick Course Proper - Offset 4m

Result	TAB no.	Horse (Barrier)	1100 to	1000m to	800m to	600m to	400m to	200m to	Total or	Margin
2nd	1	Porus (6)	1000m	800m	600m	400m	200m	WP	Average	
		Position in running (margin)	-	2(0.3)	1(0.0)	1(0.0)	1(0.0)	1(0.0)		0.20
		Sectional time (s)	8.43	10.83	11.28	11.96	12.09	12.62		
		Cumulative time (s)	67.20	58.77	47.94	36.66	24.70	12.62	1:07.20	
		Speed (m/s)	11.87	18.47	17.73	16.72	16.54	15.85	16.37	
		Stride length (m)	4.90	7.67	7.52	7.07	7.03	7.03	6.95	
		Stride duration (s)	0.401	0.415	0.424	0.423	0.425	0.444	0.425	
		Stride efficiency (%)	37.45	91.83	88.41	78.05	77.34	77.29	75.47	
		Stride count	20.43	26.09	26.59	28.30	28.43	28.44	158.28	



Note: Horizontal distance axis grid lines are 200m furlongs.

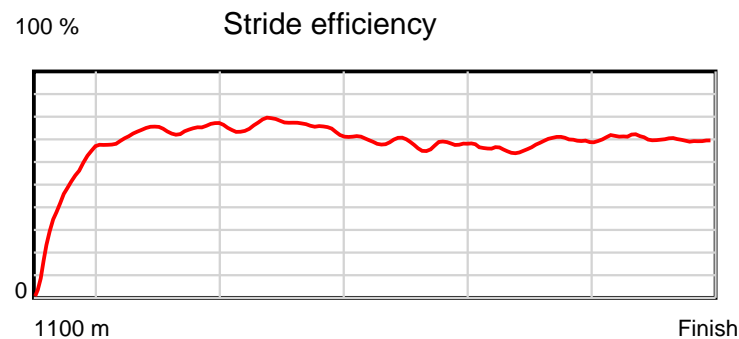
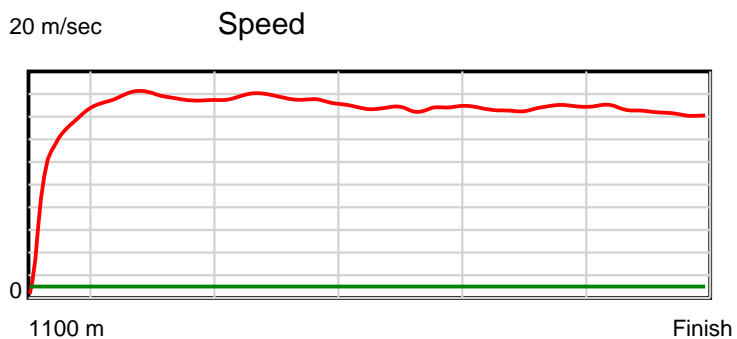
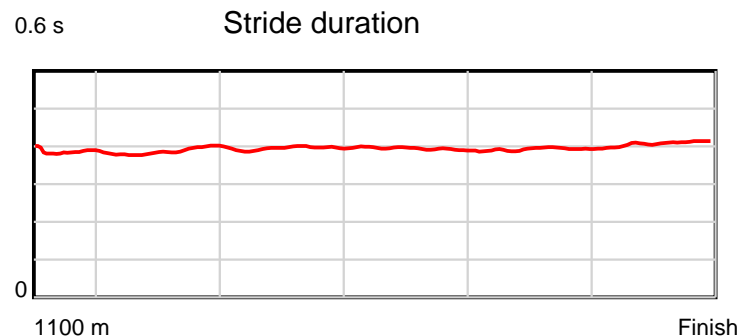
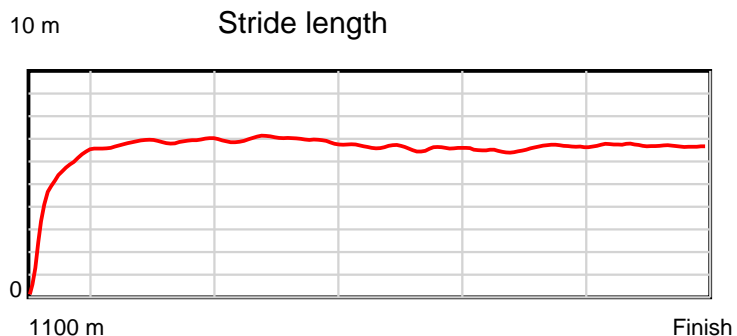
**Disclaimer.**

Tasracing Pty Ltd and Thoroughbred Ratings Pty Ltd accepts no responsibility for the completeness or accuracy of any of the information contained herein, and makes no representations about its suitability for any particular purpose. Users should make their own judgements about those matters and/or seek independent advice. You assume all risks associated with use of the data provided on this page.

# Race Results

January 19, 2014, Race 2, MDN-SW, Distance 1100m, Elwick Course Proper - Offset 4m

Result	TAB no.	Horse (Barrier)	1100 to	1000m to	800m to	600m to	400m to	200m to	Total or	Margin
3rd	11	Lady Spencer (8)	1000m	800m	600m	400m	200m	WP	Average	
		Position in running (margin)	-	4(1.5)	7(2.7)	6(3.0)	6(3.8)	3(3.0)		1.00
		Sectional time (s)	8.77	11.08	11.34	12.08	11.96	12.11		
		Cumulative time (s)	67.34	58.57	47.49	36.15	24.07	12.11	1:07.34	
		Speed (m/s)	11.40	18.05	17.64	16.56	16.72	16.52	16.33	
		Stride length (m)	4.49	6.98	6.96	6.53	6.55	6.73	6.45	
		Stride duration (s)	0.380	0.387	0.395	0.395	0.392	0.407	0.395	
		Stride efficiency (%)	31.48	76.22	75.67	66.70	67.02	70.78	65.02	
		Stride count	22.28	28.64	28.74	30.61	30.54	29.72	170.53	



Note: Horizontal distance axis grid lines are 200m furlongs.

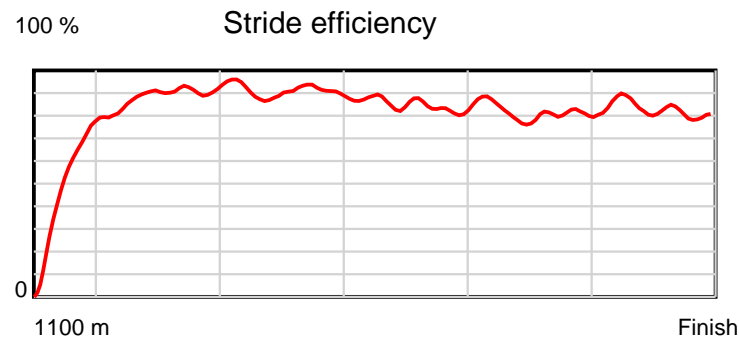
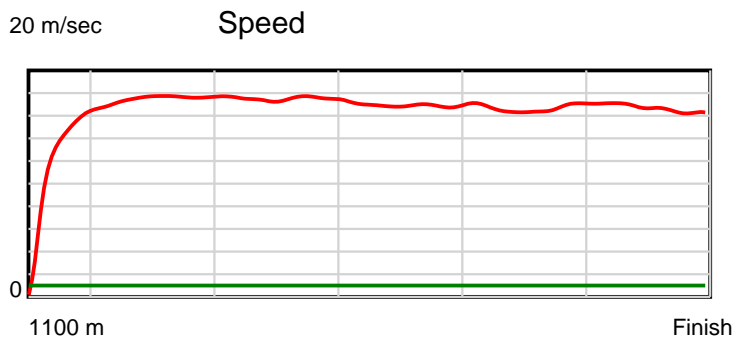
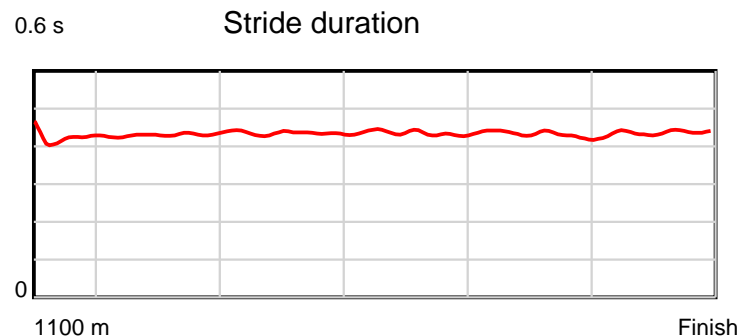
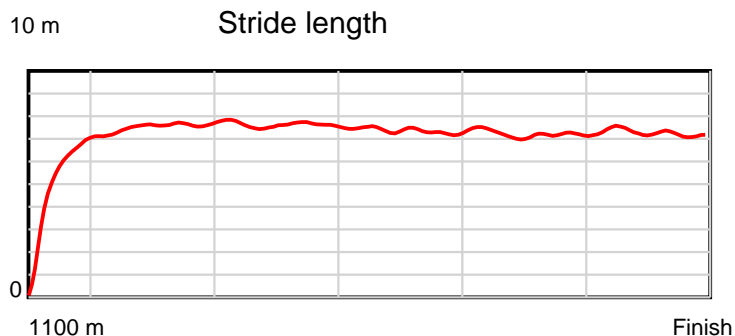
**Disclaimer.**

Tasracing Pty Ltd and Thoroughbred Ratings Pty Ltd accepts no responsibility for the completeness or accuracy of any of the information contained herein, and makes no representations about its suitability for any particular purpose. Users should make their own judgements about those matters and/or seek independent advice. You assume all risks associated with use of the data provided on this page.

# Race Results

January 19, 2014, Race 2, MDN-SW, Distance 1100m, Elwick Course Proper - Offset 4m

Result	TAB no.	Horse (Barrier)	1100 to	1000m to	800m to	600m to	400m to	200m to	Total or	Margin
4th	4	<b>Flying Verdict (10)</b>	<b>1000m</b>	<b>800m</b>	<b>600m</b>	<b>400m</b>	<b>200m</b>	<b>WP</b>	<b>Average</b>	
		Position in running (margin)	-	1(0.0)	6(2.4)	7(4.2)	8(4.9)	7(4.7)		1.20
		Sectional time (s)	8.44	11.28	11.58	12.08	12.05	11.94		
		Cumulative time (s)	67.38	58.94	47.65	36.08	24.00	11.94	1:07.37	
		Speed (m/s)	11.85	17.73	17.27	16.56	16.60	16.75	16.33	
		Stride length (m)	5.26	7.61	7.51	7.20	7.17	7.31	7.10	
		Stride duration (s)	0.426	0.429	0.435	0.435	0.432	0.437	0.435	
		Stride efficiency (%)	43.22	90.56	88.24	80.94	80.25	83.51	78.75	
		Stride count	19.01	26.27	26.61	27.79	27.91	27.36	154.95	



Note: Horizontal distance axis grid lines are 200m furlongs.

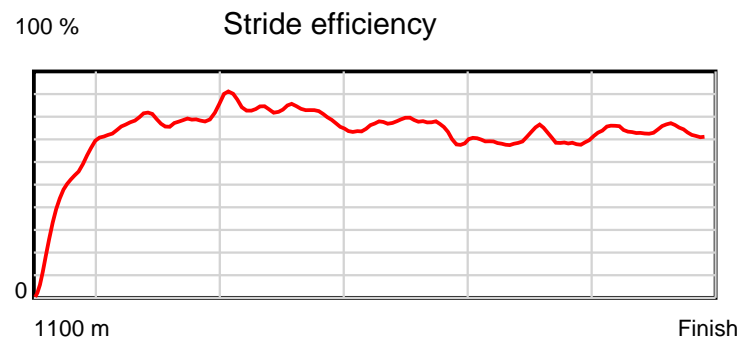
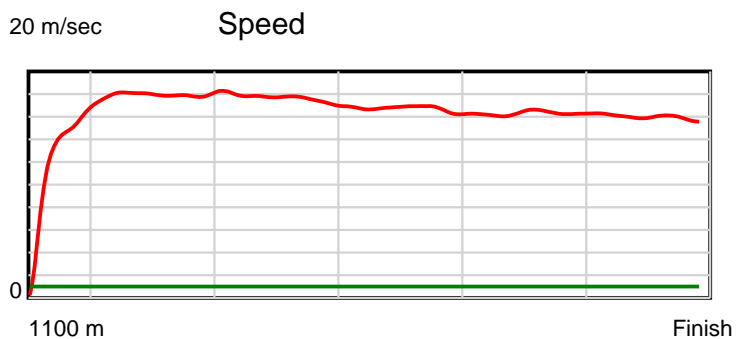
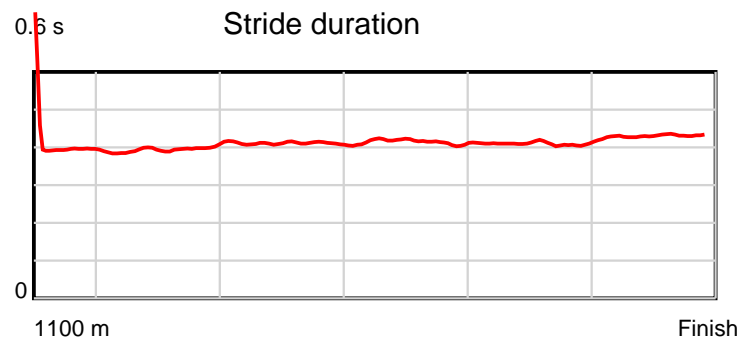
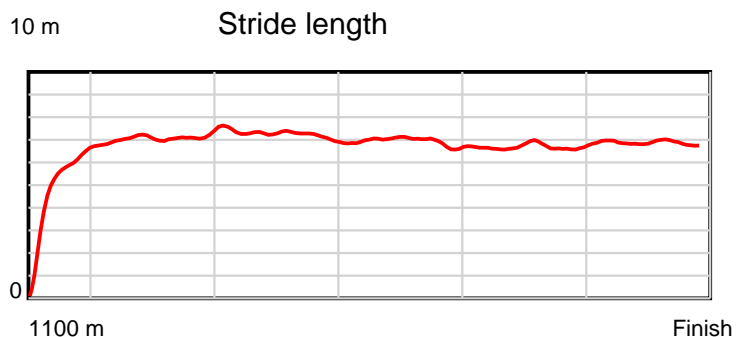
**Disclaimer.**

Tasracing Pty Ltd and Thoroughbred Ratings Pty Ltd accepts no responsibility for the completeness or accuracy of any of the information contained herein, and makes no representations about its suitability for any particular purpose. Users should make their own judgements about those matters and/or seek independent advice. You assume all risks associated with use of the data provided on this page.

# Race Results

January 19, 2014, Race 2, MDN-SW, Distance 1100m, Elwick Course Proper - Offset 4m

Result	TAB no.	Horse (Barrier)	1100 to	1000m to	800m to	600m to	400m to	200m to	Total or	Margin
5th	12	<b>Long Lashes (2)</b>	<b>1000m</b>	<b>800m</b>	<b>600m</b>	<b>400m</b>	<b>200m</b>	<b>WP</b>	<b>Average</b>	
		Position in running (margin)	-	6(1.9)	5(1.6)	5(2.2)	4(2.4)	5(3.7)		2.00
		Sectional time (s)	8.65	10.83	11.36	12.00	12.29	12.39		
		Cumulative time (s)	67.53	58.88	48.05	36.69	24.68	12.39	1:07.53	
		Speed (m/s)	11.56	18.47	17.61	16.67	16.27	16.14	16.29	
		Stride length (m)	5.10	7.25	7.22	6.89	6.66	6.94	6.76	
		Stride duration (s)	0.426	0.393	0.410	0.413	0.410	0.430	0.415	
		Stride efficiency (%)	40.61	82.21	81.57	74.18	69.37	75.23	71.39	
		Stride count	19.62	27.57	27.68	29.03	30.02	28.82	162.74	



Note: Horizontal distance axis grid lines are 200m furlongs.

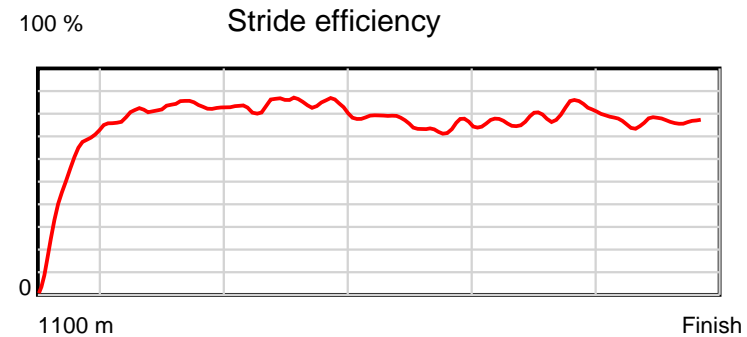
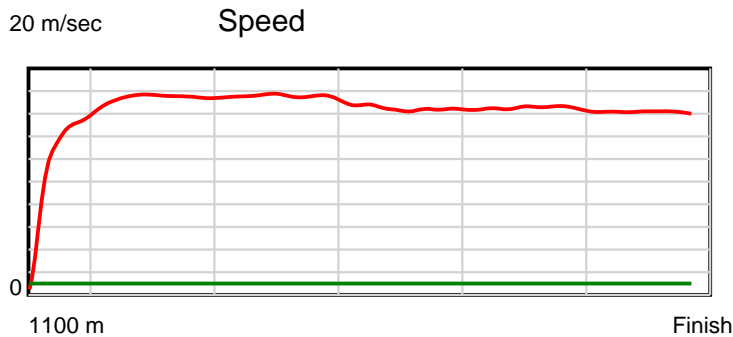
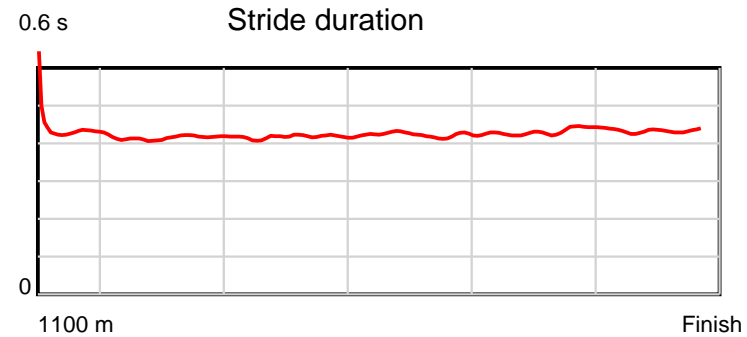
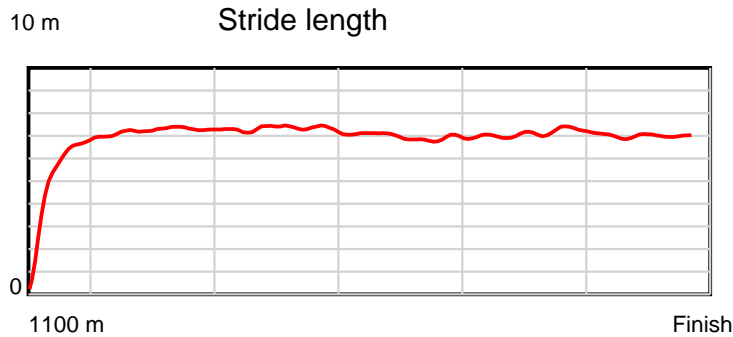
**Disclaimer.**

Tasracing Pty Ltd and Thoroughbred Ratings Pty Ltd accepts no responsibility for the completeness or accuracy of any of the information contained herein, and makes no representations about its suitability for any particular purpose. Users should make their own judgements about those matters and/or seek independent advice. You assume all risks associated with use of the data provided on this page.

# Race Results

January 19, 2014, Race 2, MDN-SW, Distance 1100m, Elwick Course Proper - Offset 4m

Result	TAB no.	Horse (Barrier)	1100 to	1000m to	800m to	600m to	400m to	200m to	Total or	Margin
6th	5	Hugo (7)	1000m	800m	600m	400m	200m	WP	Average	
		Position in running (margin)	-	7(3.5)	9(5.2)	8(4.6)	7(4.9)	6(4.3)		2.50
		Sectional time (s)	9.01	11.16	11.17	12.01	11.98	12.28		
		Cumulative time (s)	67.62	58.61	47.44	36.27	24.26	12.28	1:07.62	
		Speed (m/s)	11.10	17.92	17.91	16.65	16.69	16.29	16.27	
		Stride length (m)	4.96	7.42	7.46	7.04	7.15	7.08	6.94	
		Stride duration (s)	0.423	0.414	0.417	0.423	0.428	0.435	0.426	
		Stride efficiency (%)	38.49	86.03	86.93	77.44	79.81	78.35	75.20	
		Stride count	20.15	26.95	26.82	28.41	27.99	28.25	158.57	



Note: Horizontal distance axis grid lines are 200m furlongs.

**Disclaimer.**

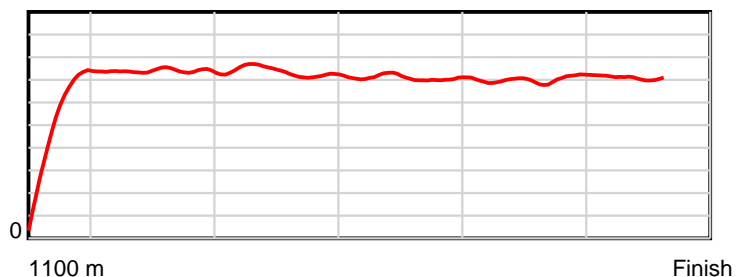
Tasracing Pty Ltd and Thoroughbred Ratings Pty Ltd accepts no responsibility for the completeness or accuracy of any of the information contained herein, and makes no representations about its suitability for any particular purpose. Users should make their own judgements about those matters and/or seek independent advice. You assume all risks associated with use of the data provided on this page.

# Race Results

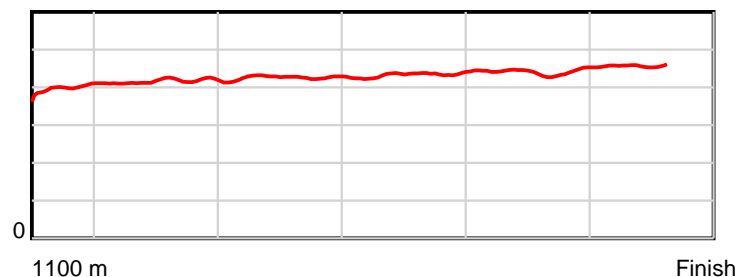
January 19, 2014, Race 2, MDN-SW, Distance 1100m, Elwick Course Proper - Offset 4m

Result	TAB no.	Horse (Barrier)	1100 to	1000m to	800m to	600m to	400m to	200m to	Total or	Margin
7th	3	Antumbra (1)	1000m	800m	600m	400m	200m	WP	Average	
		Position in running (margin)	-	10(6.4)	2(0.8)	3(1.4)	5(2.5)	8(5.2)		6.30
		Sectional time (s)	9.62	9.95	11.38	12.13	12.55	12.71		
		Cumulative time (s)	68.33	58.71	48.76	37.38	25.25	12.71	1:08.32	
		Speed (m/s)	10.39	20.10	17.57	16.49	15.94	15.74	16.10	
		Stride length (m)	4.16	8.30	7.45	7.08	6.98	7.14	6.88	
		Stride duration (s)	0.381	0.413	0.424	0.429	0.438	0.454	0.428	
		Stride efficiency (%)	27.09	107.76	86.66	78.38	76.18	79.77	74.01	
		Stride count	24.02	24.08	26.86	28.24	28.65	27.99	159.84	

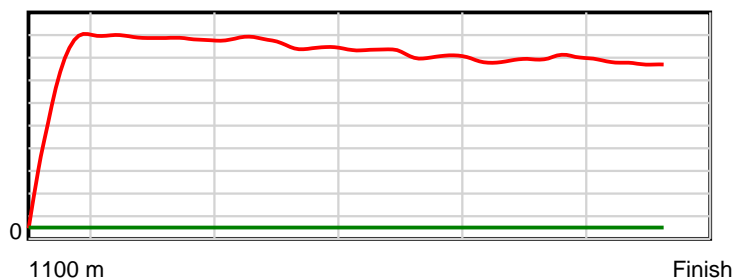
10 m Stride length



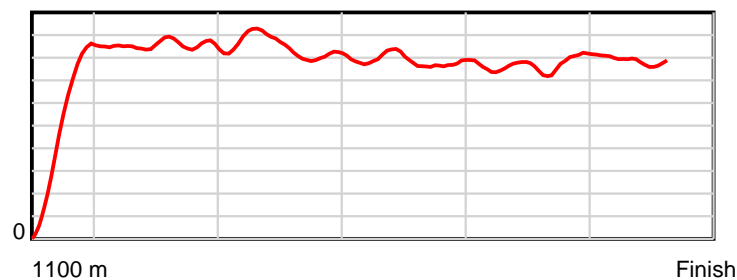
0.6 s Stride duration



20 m/sec Speed



100 % Stride efficiency



Note: Horizontal distance axis grid lines are 200m furlongs.

## Disclaimer.

Tasracing Pty Ltd and Thoroughbred Ratings Pty Ltd accepts no responsibility for the completeness or accuracy of any of the information contained herein, and makes no representations about its suitability for any particular purpose. Users should make their own judgements about those matters and/or seek independent advice. You assume all risks associated with use of the data provided on this page.

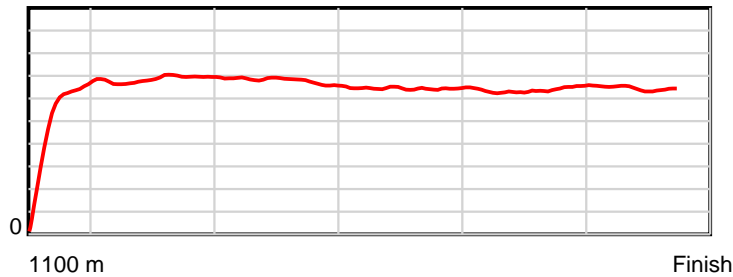


# Race Results

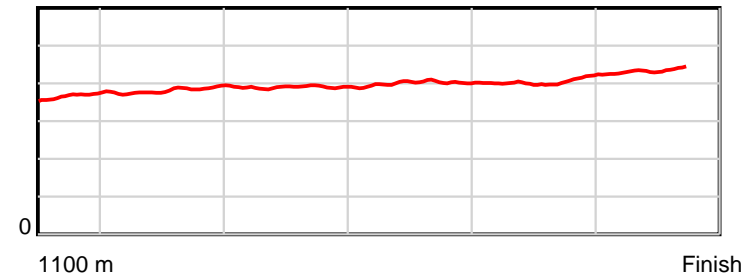
January 19, 2014, Race 2, MDN-SW, Distance 1100m, Elwick Course Proper - Offset 4m

Result	TAB no.	Horse (Barrier)	1100 to	1000m to	800m to	600m to	400m to	200m to	Total or	Margin
8th	13	Alive (4)	1000m	800m	600m	400m	200m	WP	Average	
		Position in running (margin)	-	8(4.9)	3(1.1)	2(0.5)	3(1.6)	4(3.4)		8.10
		Sectional time (s)	9.53	10.24	11.18	12.14	12.39	13.19		
		Cumulative time (s)	68.68	59.15	48.91	37.73	25.58	13.19	1:08.68	
		Speed (m/s)	10.50	19.53	17.89	16.47	16.14	15.16	16.02	
		Stride length (m)	4.22	7.39	6.98	6.55	6.45	6.53	6.41	
		Stride duration (s)	0.381	0.379	0.390	0.398	0.399	0.431	0.400	
		Stride efficiency (%)	27.87	85.35	76.15	67.05	64.96	66.58	64.23	
		Stride count	23.68	27.06	28.65	30.53	31.02	30.64	171.58	

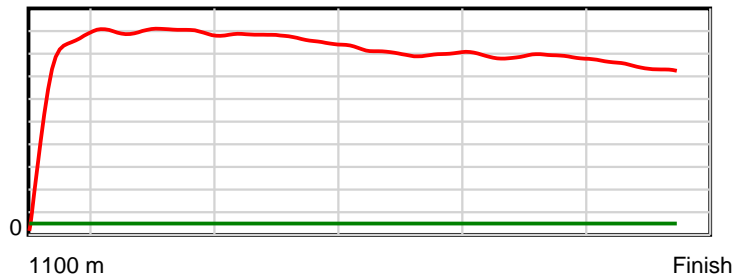
10 m Stride length



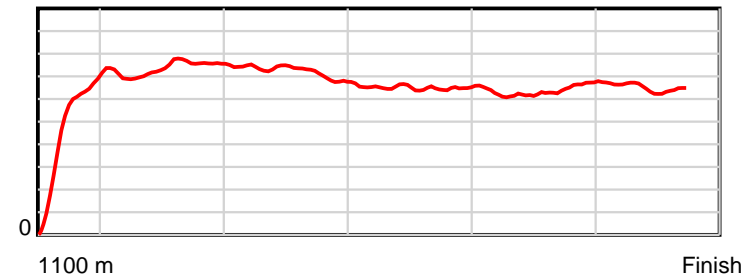
0.6 s Stride duration



20 m/sec Speed



100 % Stride efficiency



Note: Horizontal distance axis grid lines are 200m furlongs.

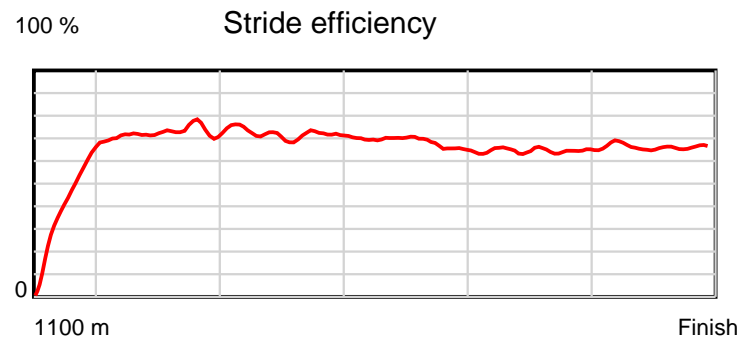
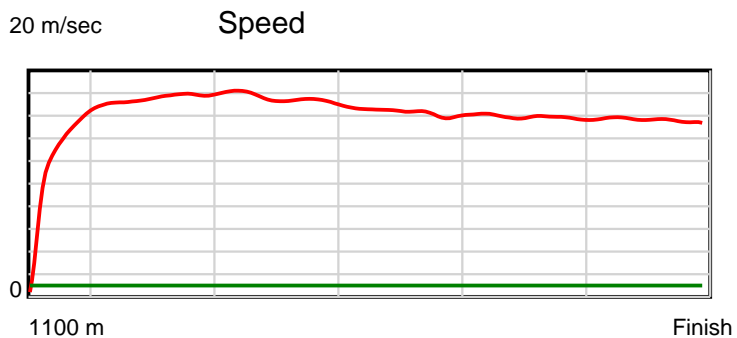
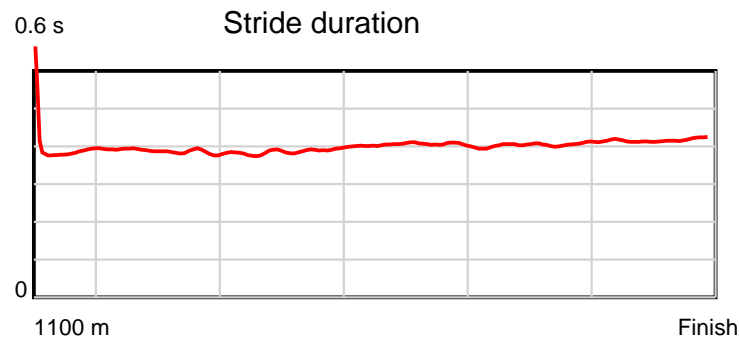
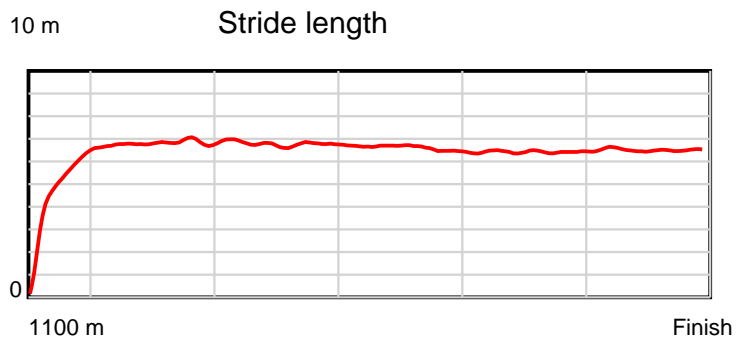
## Disclaimer.

Tasracing Pty Ltd and Thoroughbred Ratings Pty Ltd accepts no responsibility for the completeness or accuracy of any of the information contained herein, and makes no representations about its suitability for any particular purpose. Users should make their own judgements about those matters and/or seek independent advice. You assume all risks associated with use of the data provided on this page.

# Race Results

January 19, 2014, Race 2, MDN-SW, Distance 1100m, Elwick Course Proper - Offset 4m

Result	TAB no.	Horse (Barrier)	1100 to	1000m to	800m to	600m to	400m to	200m to	Total or	Margin
9th	10	<b>Young Robin (9)</b>	<b>1000m</b>	<b>800m</b>	<b>600m</b>	<b>400m</b>	<b>200m</b>	<b>WP</b>	<b>Average</b>	
		Position in running (margin)	-	3(1.2)	8(3.2)	9(4.7)	9(6.7)	9(9.0)		10.90
		Sectional time (s)	8.98	11.22	11.53	12.28	12.47	12.74		
		Cumulative time (s)	69.22	60.24	49.03	37.50	25.22	12.74	1:09.21	
		Speed (m/s)	11.14	17.83	17.35	16.29	16.04	15.70	15.89	
		Stride length (m)	4.69	6.89	6.70	6.59	6.46	6.54	6.39	
		Stride duration (s)	0.388	0.386	0.386	0.405	0.403	0.417	0.402	
		Stride efficiency (%)	34.30	74.19	70.09	67.85	65.25	66.78	63.82	
		Stride count	21.34	29.03	29.86	30.35	30.95	30.59	172.12	



Note: Horizontal distance axis grid lines are 200m furlongs.

**Disclaimer.**

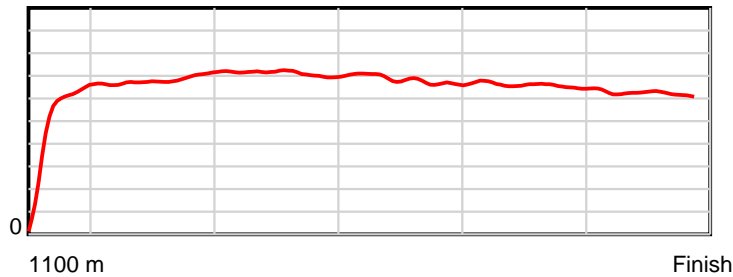
Tasracing Pty Ltd and Thoroughbred Ratings Pty Ltd accepts no responsibility for the completeness or accuracy of any of the information contained herein, and makes no representations about its suitability for any particular purpose. Users should make their own judgements about those matters and/or seek independent advice. You assume all risks associated with use of the data provided on this page.

# Race Results

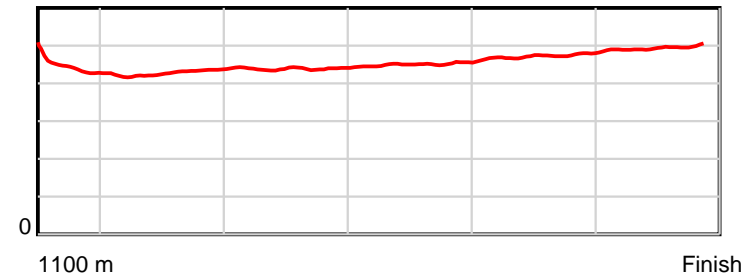
January 19, 2014, Race 2, MDN-SW, Distance 1100m, Elwick Course Proper - Offset 4m

Result	TAB no.	Horse (Barrier)	1100 to	1000m to	800m to	600m to	400m to	200m to	Total or	Margin
10th	2	Shining Cent (3)	1000m	800m	600m	400m	200m	WP	Average	
		Position in running (margin)	-	9(5.7)	10(13.8)	10(19.8)	10(26.6)	10(39.5)		66.90
		Sectional time (s)	14.31	12.23	12.28	13.08	14.24	16.00		
		Cumulative time (s)	82.15	67.84	55.61	43.33	30.24	16.00	1:22.15	
		Speed (m/s)	6.99	16.35	16.29	15.29	14.04	12.50	13.39	
		Stride length (m)	4.91	6.96	7.13	6.87	6.60	6.18	6.51	
		Stride duration (s)	0.439	0.426	0.438	0.449	0.470	0.494	0.486	
		Stride efficiency (%)	37.71	75.80	79.54	73.70	68.01	59.60	66.26	
		Stride count	20.36	28.72	28.03	29.12	30.32	32.38	168.93	

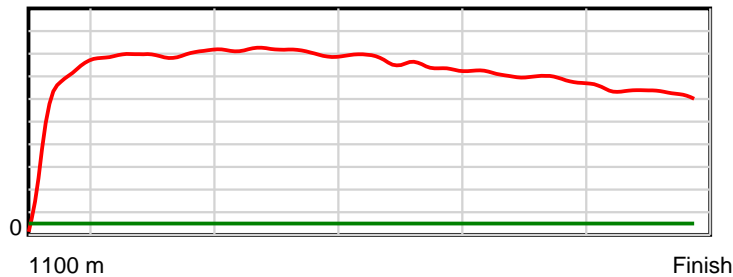
10 m Stride length



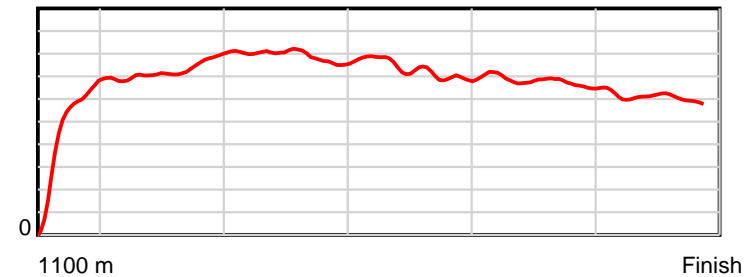
0.6 s Stride duration



20 m/sec Speed



100 % Stride efficiency



Note: Horizontal distance axis grid lines are 200m furlongs.

## Disclaimer.

Tasracing Pty Ltd and Thoroughbred Ratings Pty Ltd accepts no responsibility for the completeness or accuracy of any of the information contained herein, and makes no representations about its suitability for any particular purpose. Users should make their own judgements about those matters and/or seek independent advice. You assume all risks associated with use of the data provided on this page.