



Race Results

Tasmanian Turf Club, Launceston, January 22, 2014

Compilation date: January 23, 2014, 3:18:05 PM (EST)

Copyright © 2014 Tasracing Pty Ltd. All rights reserved.

Trademarks.

StrideMASTER is a registered trademark of Thoroughbred Ratings Pty Ltd.

Disclaimer.

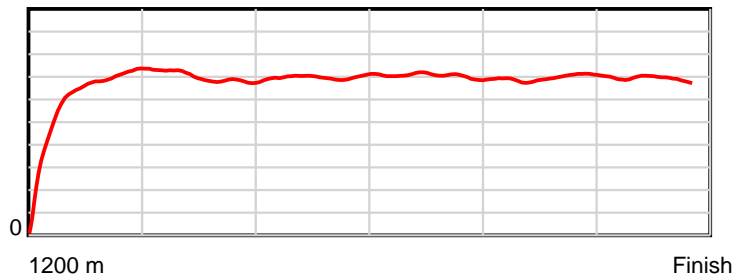
Tasracing Pty Ltd and Thoroughbred Ratings Pty Ltd accepts no responsibility for the completeness or accuracy of any of the information contained herein, and makes no representations about its suitability for any particular purpose. Users should make their own judgements about those matters and/or seek independent advice. You assume all risks associated with use of the data provided on this page.

Race Results

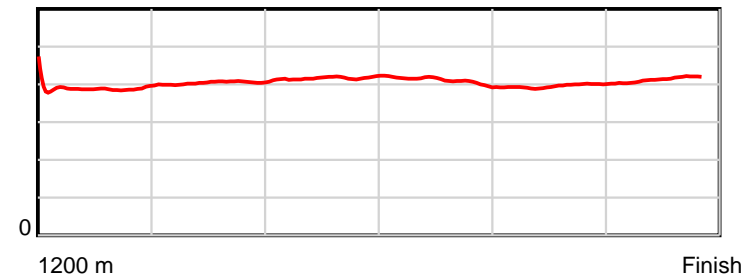
January 22, 2014, Race 2, 3Y MDN-SW, Distance 1200m, Mowbray - Offset 0m

Result	TAB no.	Horse (Barrier)	1200 to	1000m to	800m to	600m to	400m to	200m to	Total or	Margin
1st	4	Our Casanova (7)	1000m	800m	600m	400m	200m	WP	Average	
		Position in running (margin)	-	1(0.0)	1(0.0)	1(0.0)	2(0.2)	2(0.1)		0.00
		Sectional time (s)	14.51	11.32	11.77	11.40	11.29	11.79		
		Cumulative time (s)	72.07	57.56	46.24	34.47	23.08	11.79	1:12.06	
		Speed (m/s)	13.78	17.67	16.99	17.54	17.71	16.96	16.65	
		Stride length (m)	5.60	7.14	7.05	7.25	6.99	7.00	6.79	
		Stride duration (s)	0.395	0.404	0.415	0.413	0.395	0.413	0.408	
		Stride efficiency (%)	49.09	79.59	77.73	82.07	76.39	76.58	71.96	
		Stride count	35.68	28.02	28.36	27.60	28.60	28.57	176.83	

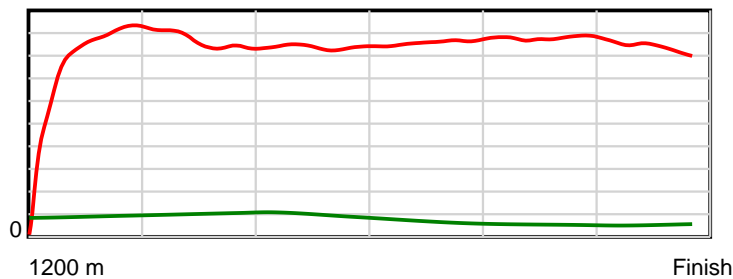
10 m Stride length



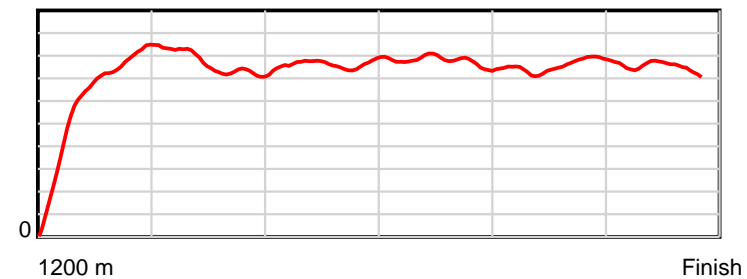
0.6 s Stride duration



20 m/sec Speed



100 % Stride efficiency



Note: Horizontal distance axis grid lines are 200m furlongs.

Disclaimer.

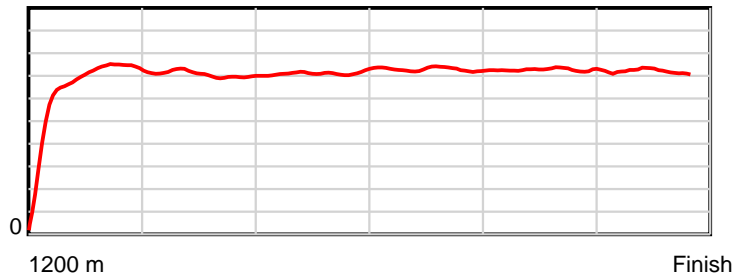
Tasracing Pty Ltd and Thoroughbred Ratings Pty Ltd accepts no responsibility for the completeness or accuracy of any of the information contained herein, and makes no representations about its suitability for any particular purpose. Users should make their own judgements about those matters and/or seek independent advice. You assume all risks associated with use of the data provided on this page.

Race Results

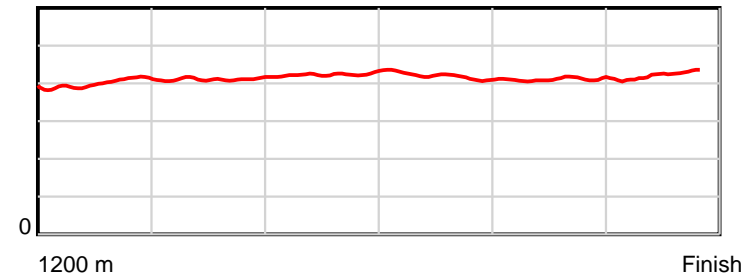
January 22, 2014, Race 2, 3Y MDN-SW, Distance 1200m, Mowbray - Offset 0m

Result	TAB no.	Horse (Barrier)	1200 to	1000m to	800m to	600m to	400m to	200m to	Total or	Margin
2nd	5	Pisa Work (5)	1000m	800m	600m	400m	200m	WP	Average	
		Position in running (margin)	-	4(1.1)	3(1.2)	2(0.4)	1(0.0)	1(0.0)		0.20
		Sectional time (s)	14.65	11.33	11.64	11.31	11.30	11.89		
		Cumulative time (s)	72.11	57.46	46.13	34.49	23.18	11.89	1:12.11	
		Speed (m/s)	13.66	17.65	17.18	17.68	17.70	16.82	16.64	
		Stride length (m)	5.56	7.23	7.25	7.46	7.25	7.08	6.90	
		Stride duration (s)	0.394	0.409	0.422	0.422	0.409	0.421	0.415	
		Stride efficiency (%)	48.39	81.61	82.17	87.04	82.07	78.24	74.45	
		Stride count	35.94	27.67	27.58	26.80	27.60	28.26	173.85	

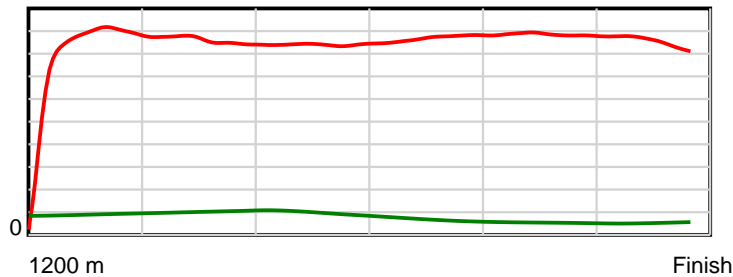
10 m Stride length



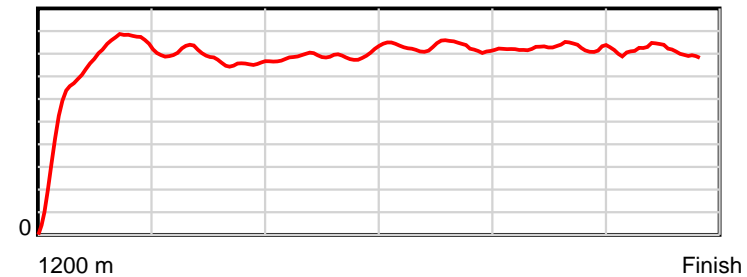
0.6 s Stride duration



20 m/sec Speed



100 % Stride efficiency



Note: Horizontal distance axis grid lines are 200m furlongs.

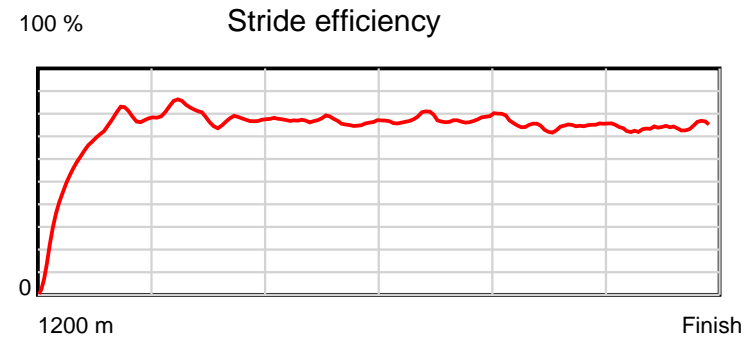
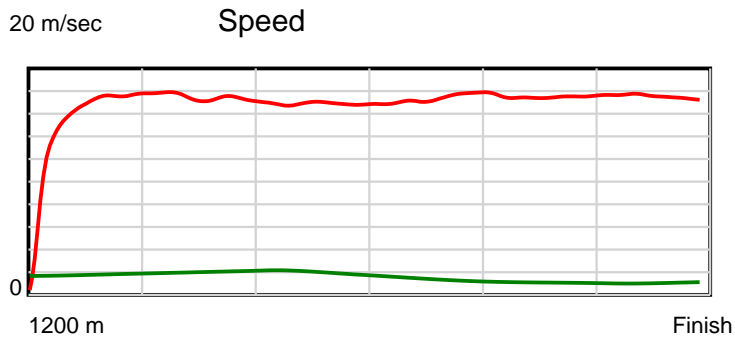
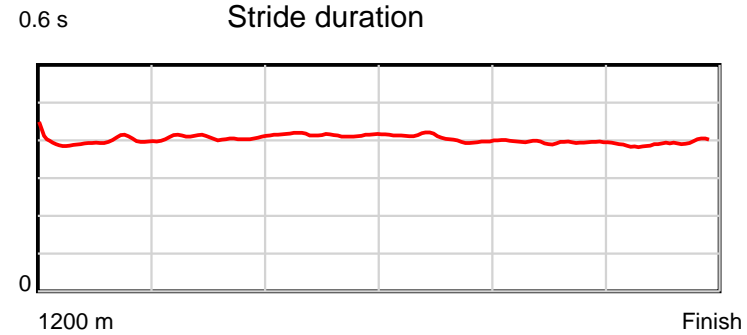
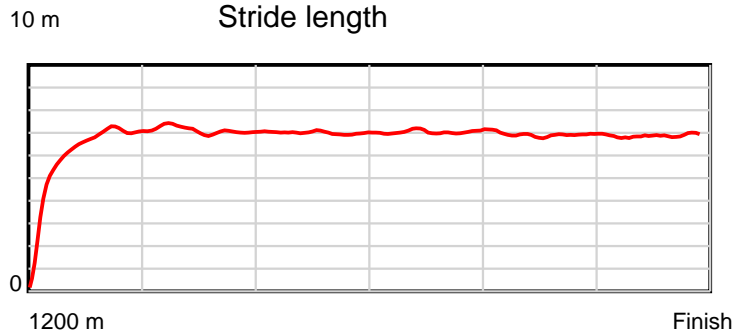
Disclaimer.

Tasracing Pty Ltd and Thoroughbred Ratings Pty Ltd accepts no responsibility for the completeness or accuracy of any of the information contained herein, and makes no representations about its suitability for any particular purpose. Users should make their own judgements about those matters and/or seek independent advice. You assume all risks associated with use of the data provided on this page.

Race Results

January 22, 2014, Race 2, 3Y MDN-SW, Distance 1200m, Mowbray - Offset 0m

Result	TAB no.	Horse (Barrier)	1200 to	1000m to	800m to	600m to	400m to	200m to	Total or	Margin
3rd	7	Si Siempre (8)	1000m	800m	600m	400m	200m	WP	Average	
		Position in running (margin)	-	7(2.5)	7(2.8)	7(2.9)	7(3.1)	9(4.2)		0.50
		Sectional time (s)	14.83	11.38	11.79	11.39	11.48	11.28		
		Cumulative time (s)	72.16	57.33	45.95	34.16	22.77	11.28	1:12.15	
		Speed (m/s)	13.49	17.57	16.96	17.56	17.42	17.73	16.63	
		Stride length (m)	5.59	7.15	7.03	7.12	6.88	6.93	6.73	
		Stride duration (s)	0.404	0.407	0.414	0.406	0.395	0.391	0.405	
		Stride efficiency (%)	48.86	79.96	77.13	79.33	73.90	75.12	70.86	
		Stride count	35.77	27.96	28.47	28.07	29.08	28.85	178.20	



Note: Horizontal distance axis grid lines are 200m furlongs.

Disclaimer.

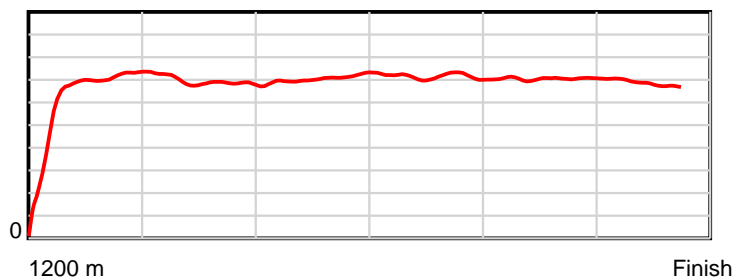
Tasracing Pty Ltd and Thoroughbred Ratings Pty Ltd accepts no responsibility for the completeness or accuracy of any of the information contained herein, and makes no representations about its suitability for any particular purpose. Users should make their own judgements about those matters and/or seek independent advice. You assume all risks associated with use of the data provided on this page.

Race Results

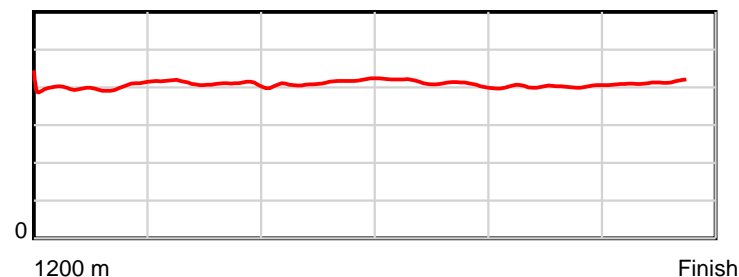
January 22, 2014, Race 2, 3Y MDN-SW, Distance 1200m, Mowbray - Offset 0m

Result	TAB no.	Horse (Barrier)	1200 to	1000m to	800m to	600m to	400m to	200m to	Total or	Margin
4th	1	Blue Tier (4)	1000m	800m	600m	400m	200m	WP	Average	
		Position in running (margin)	-	3(1.0)	6(2.8)	3(1.0)	3(0.5)	3(0.9)		1.80
		Sectional time (s)	14.69	11.61	11.48	11.29	11.35	11.97		
		Cumulative time (s)	72.40	57.71	46.09	34.62	23.33	11.97	1:12.40	
		Speed (m/s)	13.62	17.23	17.42	17.71	17.62	16.71	16.58	
		Stride length (m)	5.54	7.09	7.14	7.38	7.07	6.88	6.79	
		Stride duration (s)	0.392	0.412	0.410	0.416	0.401	0.412	0.409	
		Stride efficiency (%)	47.88	78.64	79.69	85.01	78.08	73.99	71.99	
		Stride count	36.13	28.19	28.01	27.12	28.29	29.06	176.80	

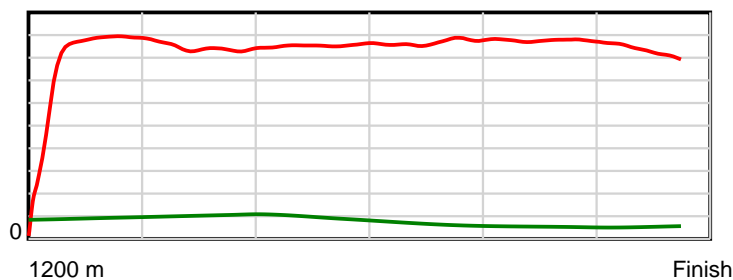
10 m Stride length



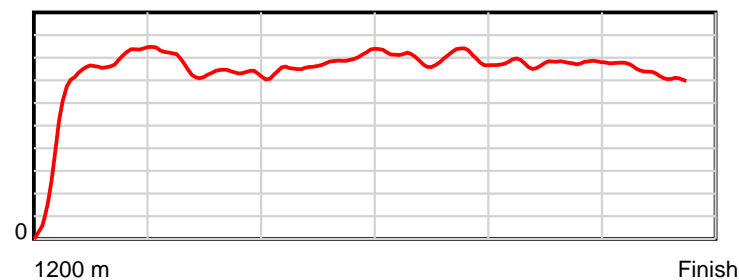
0.6 s Stride duration



20 m/sec Speed



100 % Stride efficiency



Note: Horizontal distance axis grid lines are 200m furlongs.

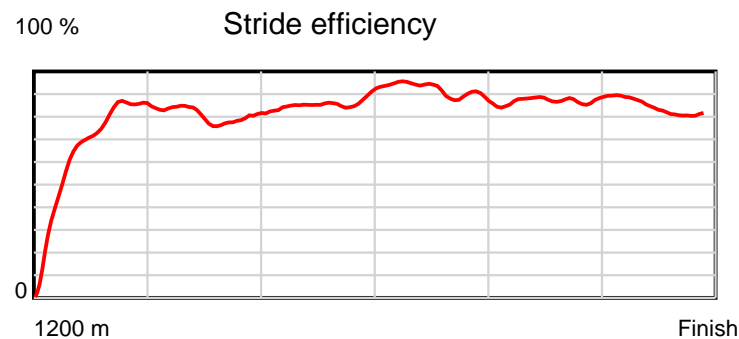
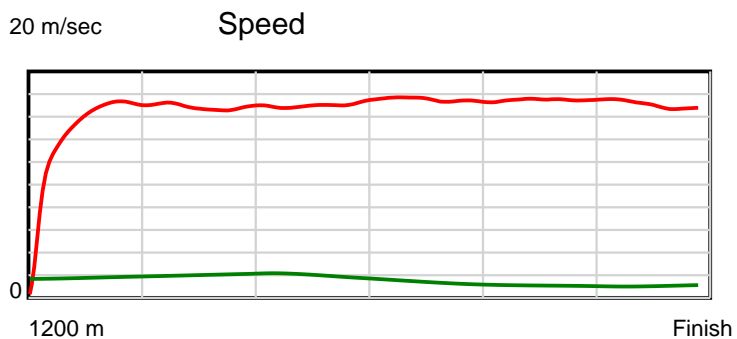
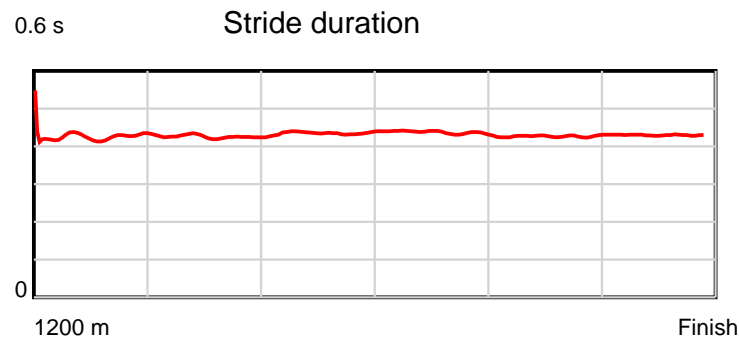
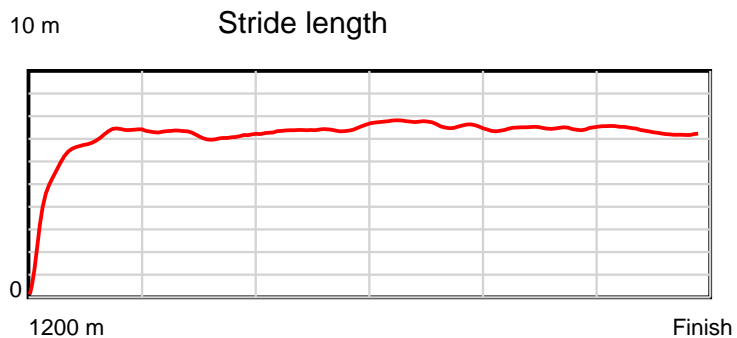
Disclaimer.

Tasracing Pty Ltd and Thoroughbred Ratings Pty Ltd accepts no responsibility for the completeness or accuracy of any of the information contained herein, and makes no representations about its suitability for any particular purpose. Users should make their own judgements about those matters and/or seek independent advice. You assume all risks associated with use of the data provided on this page.

Race Results

January 22, 2014, Race 2, 3Y MDN-SW, Distance 1200m, Mowbray - Offset 0m

Result	TAB no.	Horse (Barrier)	1200 to	1000m to	800m to	600m to	400m to	200m to	Total or	Margin
5th	8	Digger's Dame (3)	1000m	800m	600m	400m	200m	WP	Average	
		Position in running (margin)	-	9(4.7)	9(6.9)	9(4.7)	8(3.6)	8(4.1)		2.80
		Sectional time (s)	15.31	11.69	11.40	11.18	11.38	11.62		
		Cumulative time (s)	72.58	57.27	45.58	34.18	23.00	11.62	1:12.57	
		Speed (m/s)	13.07	17.11	17.54	17.89	17.57	17.21	16.53	
		Stride length (m)	5.74	7.26	7.64	7.82	7.50	7.40	7.15	
		Stride duration (s)	0.425	0.425	0.436	0.437	0.427	0.430	0.432	
		Stride efficiency (%)	51.41	82.41	91.26	95.58	87.85	85.47	79.86	
		Stride count	34.87	27.54	26.17	25.57	26.67	27.04	167.86	



Note: Horizontal distance axis grid lines are 200m furlongs.

Disclaimer.

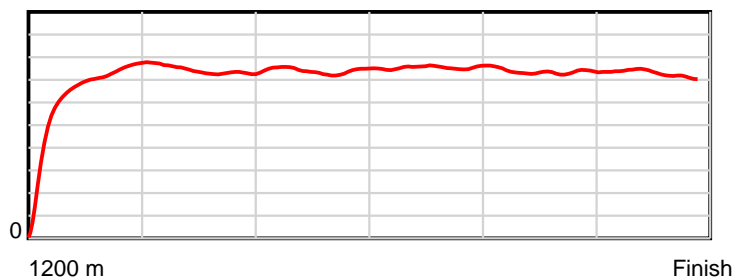
Tasracing Pty Ltd and Thoroughbred Ratings Pty Ltd accepts no responsibility for the completeness or accuracy of any of the information contained herein, and makes no representations about its suitability for any particular purpose. Users should make their own judgements about those matters and/or seek independent advice. You assume all risks associated with use of the data provided on this page.

Race Results

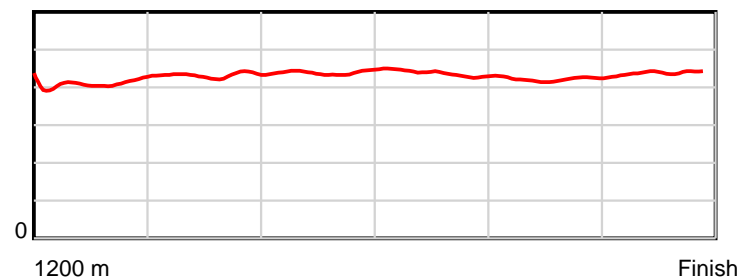
January 22, 2014, Race 2, 3Y MDN-SW, Distance 1200m, Mowbray - Offset 0m

Result	TAB no.	Horse (Barrier)	1200 to	1000m to	800m to	600m to	400m to	200m to	Total or	Margin
6th	2	Justamenace (6)	1000m	800m	600m	400m	200m	WP	Average	
		Position in running (margin)	-	5(1.3)	4(2.5)	5(1.2)	5(1.7)	5(2.1)		2.90
		Sectional time (s)	14.70	11.52	11.55	11.45	11.37	12.00		
		Cumulative time (s)	72.60	57.90	46.38	34.82	23.38	12.00	1:12.59	
		Speed (m/s)	13.61	17.36	17.32	17.47	17.59	16.67	16.53	
		Stride length (m)	5.72	7.49	7.60	7.65	7.41	7.31	7.12	
		Stride duration (s)	0.408	0.432	0.439	0.438	0.421	0.439	0.431	
		Stride efficiency (%)	51.15	87.64	90.29	91.38	85.72	83.43	79.25	
		Stride count	34.96	26.71	26.31	26.15	27.00	27.37	168.50	

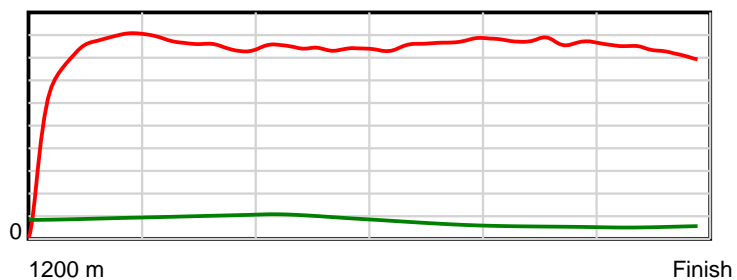
10 m Stride length



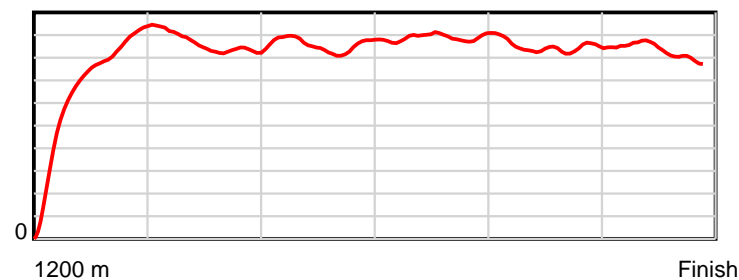
0.6 s Stride duration



20 m/sec Speed



100 % Stride efficiency



Note: Horizontal distance axis grid lines are 200m furlongs.

Disclaimer.

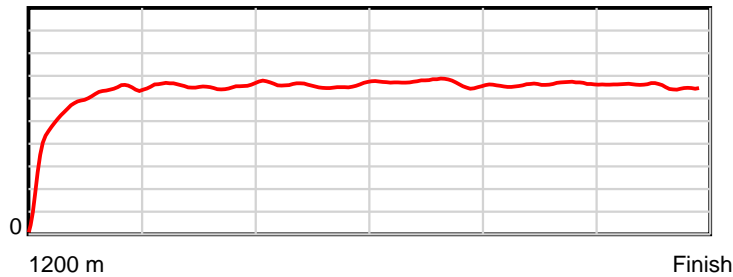
Tasracing Pty Ltd and Thoroughbred Ratings Pty Ltd accepts no responsibility for the completeness or accuracy of any of the information contained herein, and makes no representations about its suitability for any particular purpose. Users should make their own judgements about those matters and/or seek independent advice. You assume all risks associated with use of the data provided on this page.

Race Results

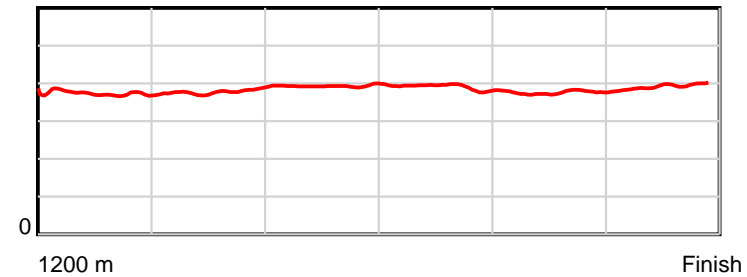
January 22, 2014, Race 2, 3Y MDN-SW, Distance 1200m, Mowbray - Offset 0m

Result	TAB no.	Horse (Barrier)	1200 to	1000m to	800m to	600m to	400m to	200m to	Total or	Margin
7th	9	Divine Archer (1)	1000m	800m	600m	400m	200m	WP	Average	
		Position in running (margin)	-	6(2.2)	5(2.7)	8(3.4)	9(3.7)	6(2.5)		3.20
		Sectional time (s)	14.91	11.40	11.88	11.42	11.10	11.93		
		Cumulative time (s)	72.65	57.74	46.33	34.45	23.03	11.93	1:12.65	
		Speed (m/s)	13.41	17.54	16.84	17.51	18.02	16.76	16.52	
		Stride length (m)	5.14	6.62	6.62	6.83	6.77	6.58	6.36	
		Stride duration (s)	0.372	0.378	0.393	0.390	0.376	0.393	0.385	
		Stride efficiency (%)	41.24	68.56	68.50	72.91	71.68	67.64	63.30	
		Stride count	38.93	30.19	30.21	29.28	29.53	30.40	188.54	

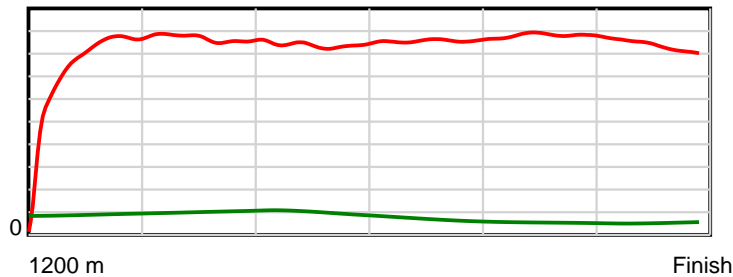
10 m Stride length



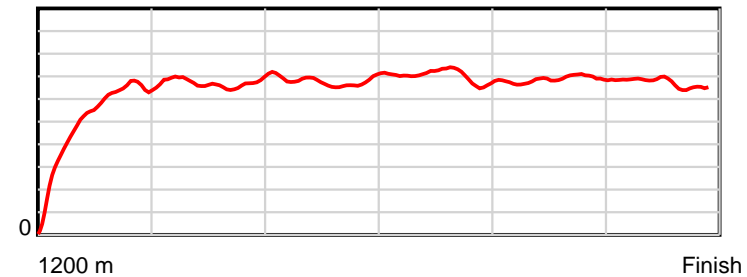
0.6 s Stride duration



20 m/sec Speed



100 % Stride efficiency



Note: Horizontal distance axis grid lines are 200m furlongs.

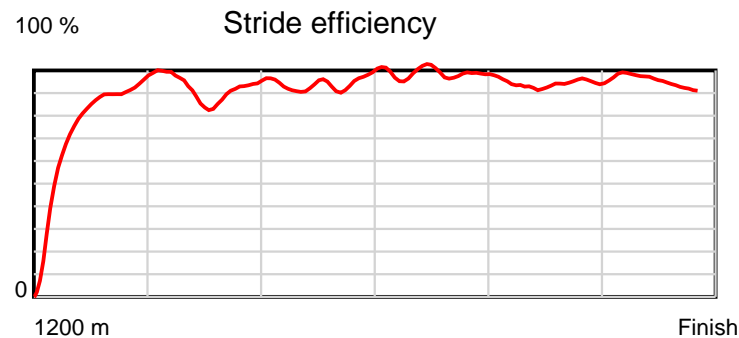
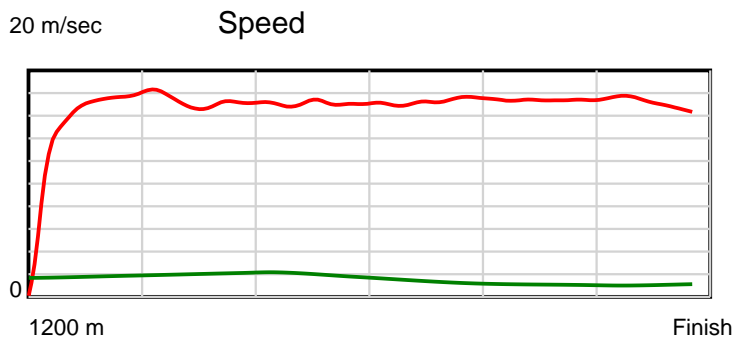
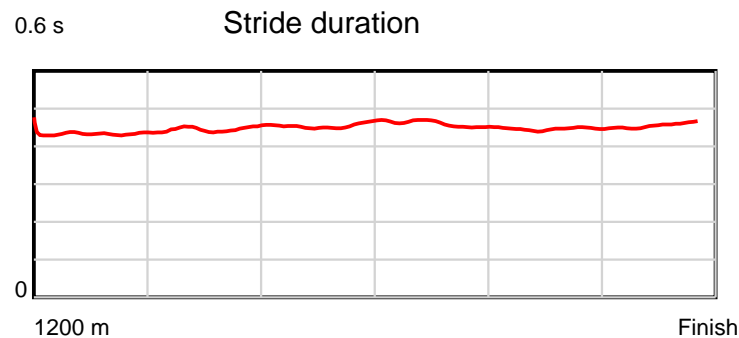
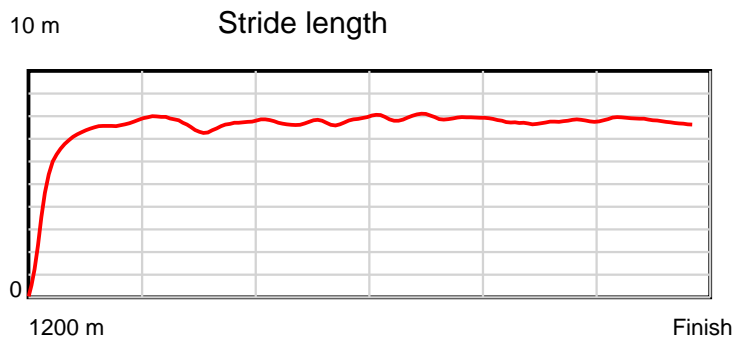
Disclaimer.

Tasracing Pty Ltd and Thoroughbred Ratings Pty Ltd accepts no responsibility for the completeness or accuracy of any of the information contained herein, and makes no representations about its suitability for any particular purpose. Users should make their own judgements about those matters and/or seek independent advice. You assume all risks associated with use of the data provided on this page.

Race Results

January 22, 2014, Race 2, 3Y MDN-SW, Distance 1200m, Mowbray - Offset 0m

Result	TAB no.	Horse (Barrier)	1200 to	1000m to	800m to	600m to	400m to	200m to	Total or	Margin
8th	6	Private Curren... (2)	1000m	800m	600m	400m	200m	WP	Average	
		Position in running (margin)	-	8(4.1)	8(2.9)	6(2.2)	6(3.1)	7(3.6)		3.40
		Sectional time (s)	15.30	11.12	11.67	11.51	11.38	11.72		
		Cumulative time (s)	72.69	57.39	46.27	34.61	23.10	11.72	1:12.68	
		Speed (m/s)	13.07	17.99	17.14	17.38	17.57	17.06	16.51	
		Stride length (m)	5.89	7.99	7.79	8.00	7.84	7.80	7.46	
		Stride duration (s)	0.428	0.444	0.454	0.460	0.446	0.457	0.452	
		Stride efficiency (%)	54.13	99.66	94.84	99.92	96.13	95.08	86.98	
		Stride count	33.98	25.04	25.67	25.01	25.50	25.64	160.84	



Note: Horizontal distance axis grid lines are 200m furlongs.

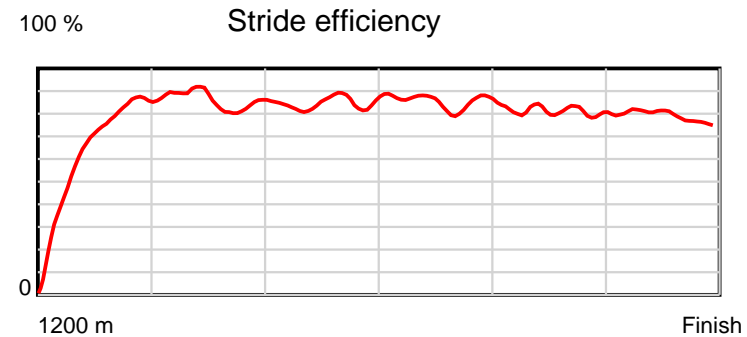
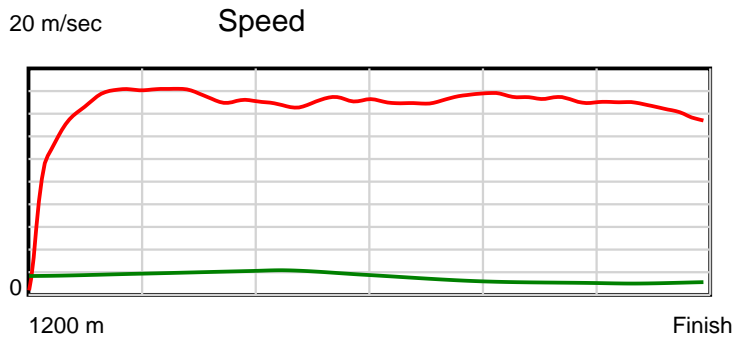
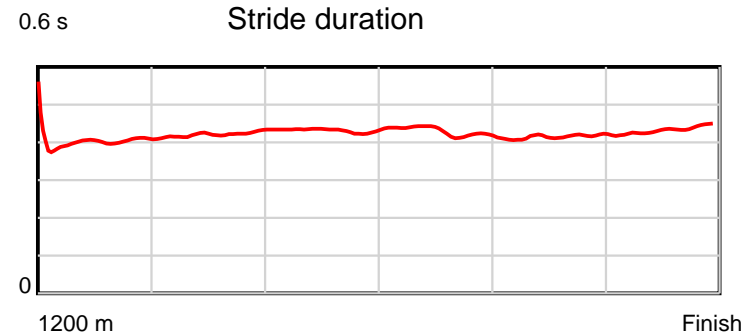
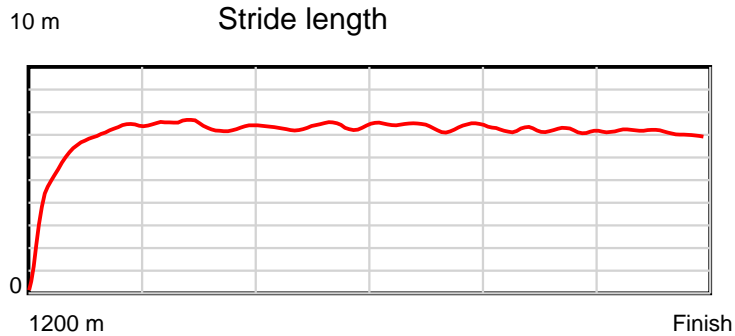
Disclaimer.

Tasracing Pty Ltd and Thoroughbred Ratings Pty Ltd accepts no responsibility for the completeness or accuracy of any of the information contained herein, and makes no representations about its suitability for any particular purpose. Users should make their own judgements about those matters and/or seek independent advice. You assume all risks associated with use of the data provided on this page.

Race Results

January 22, 2014, Race 2, 3Y MDN-SW, Distance 1200m, Mowbray - Offset 0m

Result	TAB no.	Horse (Barrier)	1200 to	1000m to	800m to	600m to	400m to	200m to	Total or	Margin
9th	11	Jewel Box (9)	1000m	800m	600m	400m	200m	WP	Average	
		Position in running (margin)	-	2(0.0)	2(0.9)	4(1.2)	4(0.8)	4(1.9)		6.20
		Sectional time (s)	14.88	11.47	11.81	11.30	11.48	12.26		
		Cumulative time (s)	73.20	58.32	46.85	35.04	23.74	12.26	1:13.20	
		Speed (m/s)	13.44	17.44	16.93	17.70	17.42	16.31	16.39	
		Stride length (m)	5.82	7.36	7.31	7.57	7.23	7.10	7.01	
		Stride duration (s)	0.406	0.422	0.432	0.428	0.415	0.435	0.428	
		Stride efficiency (%)	52.94	84.54	83.61	89.58	81.61	78.67	76.80	
		Stride count	34.36	27.19	27.34	26.42	27.67	28.19	171.17	



Note: Horizontal distance axis grid lines are 200m furlongs.

Disclaimer.

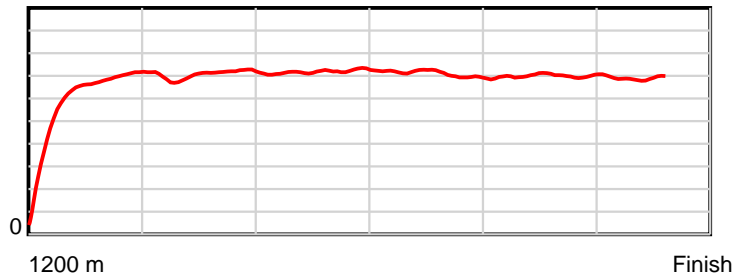
Tasracing Pty Ltd and Thoroughbred Ratings Pty Ltd accepts no responsibility for the completeness or accuracy of any of the information contained herein, and makes no representations about its suitability for any particular purpose. Users should make their own judgements about those matters and/or seek independent advice. You assume all risks associated with use of the data provided on this page.

Race Results

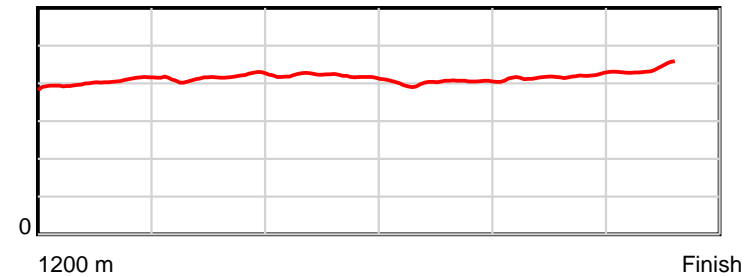
January 22, 2014, Race 2, 3Y MDN-SW, Distance 1200m, Mowbray - Offset 0m

Result	TAB no.	Horse (Barrier)	1200 to	1000m to	800m to	600m to	400m to	200m to	Total or	Margin
10th	3	Musical Man (10)	1000m	800m	600m	400m	200m	WP	Average	
		Position in running (margin)	-	10(11.7)	10(10.8)	10(8.8)	10(7.5)	10(9.8)		9.00
		Sectional time (s)	15.70	11.17	11.43	11.16	11.67	12.59		
		Cumulative time (s)	73.73	58.03	46.85	35.42	24.26	12.59	1:13.73	
		Speed (m/s)	12.74	17.91	17.50	17.92	17.14	15.89	16.28	
		Stride length (m)	5.22	7.39	7.40	7.22	7.04	6.91	6.76	
		Stride duration (s)	0.422	0.413	0.423	0.403	0.411	0.435	0.416	
		Stride efficiency (%)	42.62	85.28	85.68	81.52	77.45	74.71	71.50	
		Stride count	38.30	27.07	27.01	27.69	28.41	28.92	177.40	

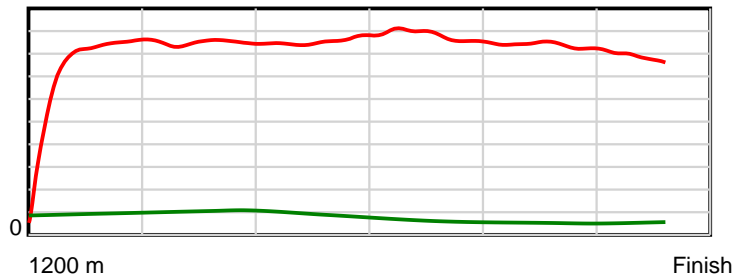
10 m Stride length



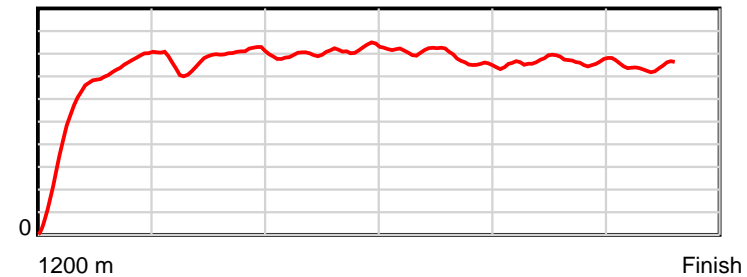
0.6 s Stride duration



20 m/sec Speed



100 % Stride efficiency



Note: Horizontal distance axis grid lines are 200m furlongs.

Disclaimer.

Tasracing Pty Ltd and Thoroughbred Ratings Pty Ltd accepts no responsibility for the completeness or accuracy of any of the information contained herein, and makes no representations about its suitability for any particular purpose. Users should make their own judgements about those matters and/or seek independent advice. You assume all risks associated with use of the data provided on this page.