



Race Results

Tasmanian Turf Club, Launceston, January 22, 2014

Compilation date: January 23, 2014, 3:39:28 PM (EST)

Copyright © 2014 Tasracing Pty Ltd. All rights reserved.

Trademarks.

StrideMASTER is a registered trademark of Thoroughbred Ratings Pty Ltd.

Disclaimer.

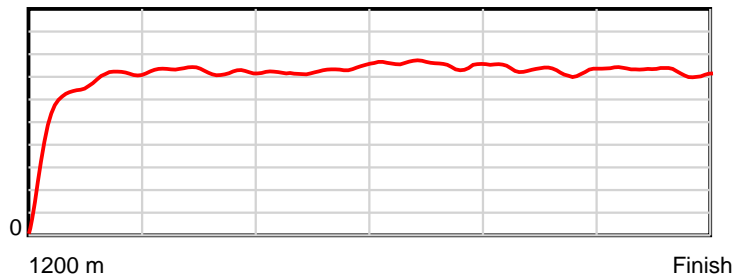
Tasracing Pty Ltd and Thoroughbred Ratings Pty Ltd accepts no responsibility for the completeness or accuracy of any of the information contained herein, and makes no representations about its suitability for any particular purpose. Users should make their own judgements about those matters and/or seek independent advice. You assume all risks associated with use of the data provided on this page.

Race Results

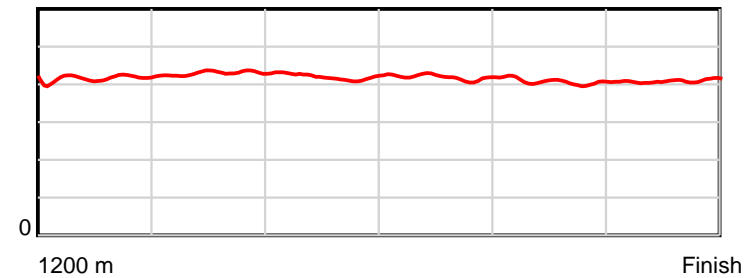
January 22, 2014, Race 4, MDN-SW, Distance 1200m, Mowbray - Offset 0m

Result	TAB no.	Horse (Barrier)	1200 to	1000m to	800m to	600m to	400m to	200m to	Total or	Margin
1st	12	Ritzy Bar (8)	1000m	800m	600m	400m	200m	WP	Average	
		Position in running (margin)	-	7(3.6)	9(4.7)	9(4.7)	8(4.1)	3(1.5)		0.00
		Sectional time (s)	13.31	12.47	12.42	11.02	11.21	11.64		
		Cumulative time (s)	72.07	58.76	46.29	33.87	22.85	11.64	1:12.06	
		Speed (m/s)	15.03	16.04	16.10	18.15	17.84	17.18	16.65	
		Stride length (m)	6.02	6.87	6.78	7.58	7.24	7.04	6.88	
		Stride duration (s)	0.414	0.428	0.421	0.418	0.406	0.409	0.413	
		Stride efficiency (%)	56.61	73.66	71.84	89.69	81.94	77.38	74.07	
		Stride count	33.23	29.13	29.50	26.40	27.62	28.42	174.30	

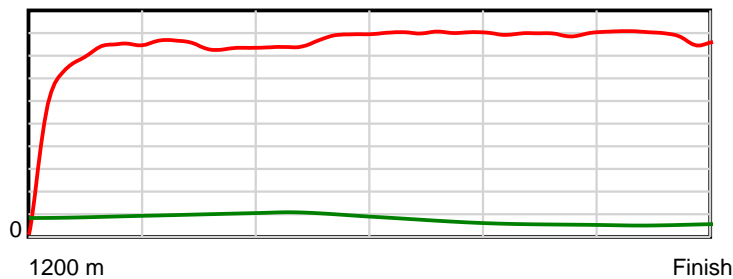
10 m Stride length



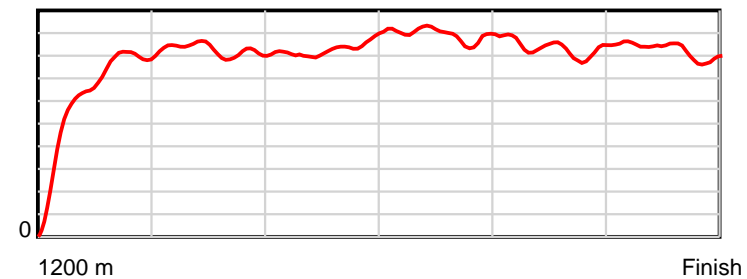
0.6 s Stride duration



20 m/sec Speed



100 % Stride efficiency



Note: Horizontal distance axis grid lines are 200m furlongs.

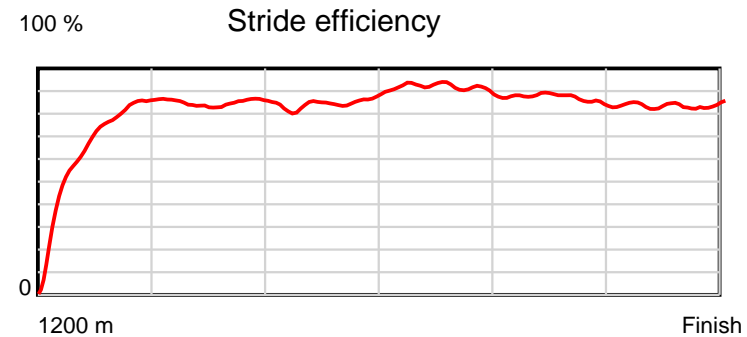
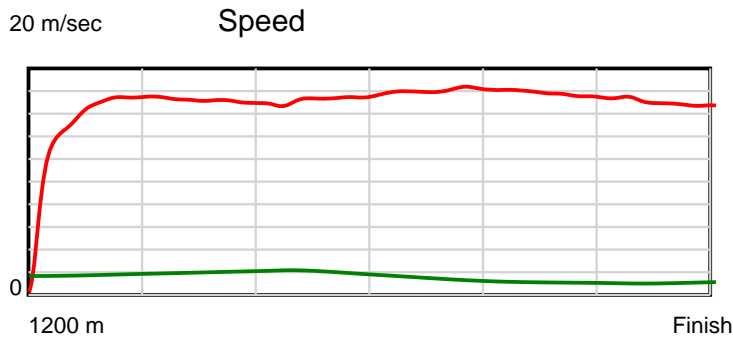
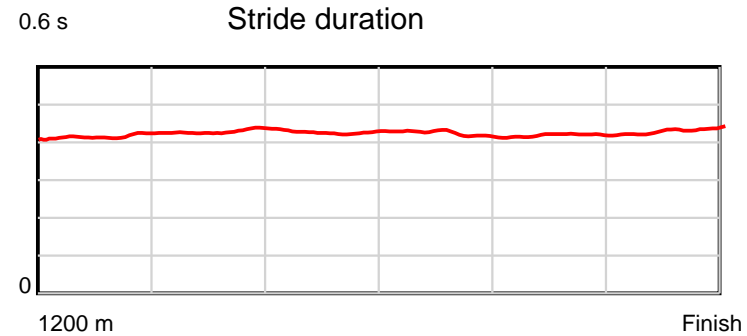
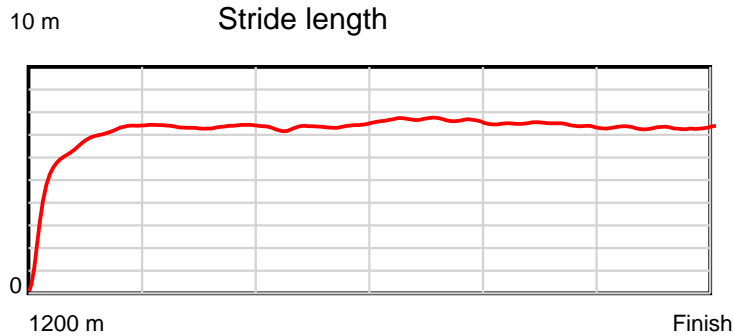
Disclaimer.

Tasracing Pty Ltd and Thoroughbred Ratings Pty Ltd accepts no responsibility for the completeness or accuracy of any of the information contained herein, and makes no representations about its suitability for any particular purpose. Users should make their own judgements about those matters and/or seek independent advice. You assume all risks associated with use of the data provided on this page.

Race Results

January 22, 2014, Race 4, MDN-SW, Distance 1200m, Mowbray - Offset 0m

Result	TAB no.	Horse (Barrier)	1200 to	1000m to	800m to	600m to	400m to	200m to	Total or	Margin
2nd	2	Koutoufides (9)	1000m	800m	600m	400m	200m	WP	Average	
		Position in running (margin)	-	5(2.3)	7(2.9)	5(3.9)	5(2.8)	2(1.2)		0.30
		Sectional time (s)	13.01	12.40	12.58	10.94	11.38	11.82		
		Cumulative time (s)	72.12	59.11	46.71	34.13	23.20	11.82	1:12.12	
		Speed (m/s)	15.37	16.13	15.90	18.28	17.57	16.92	16.64	
		Stride length (m)	6.17	6.91	6.79	7.73	7.37	7.31	7.01	
		Stride duration (s)	0.413	0.428	0.427	0.422	0.419	0.432	0.421	
		Stride efficiency (%)	59.51	74.56	72.00	93.29	84.97	83.40	76.77	
		Stride count	32.41	28.95	29.46	25.88	27.12	27.38	171.20	



Note: Horizontal distance axis grid lines are 200m furlongs.

Disclaimer.

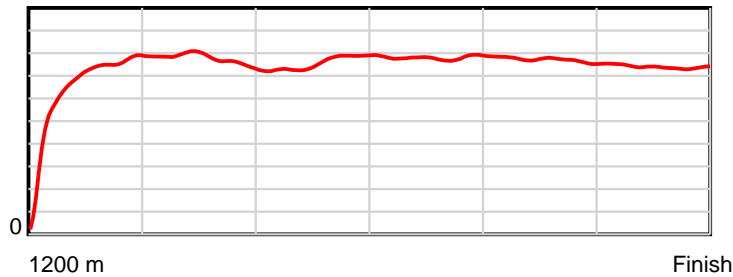
Tasracing Pty Ltd and Thoroughbred Ratings Pty Ltd accepts no responsibility for the completeness or accuracy of any of the information contained herein, and makes no representations about its suitability for any particular purpose. Users should make their own judgements about those matters and/or seek independent advice. You assume all risks associated with use of the data provided on this page.

Race Results

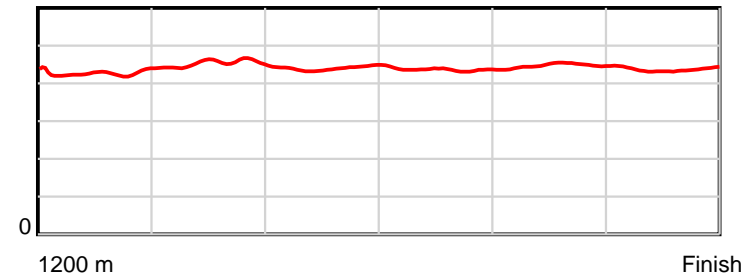
January 22, 2014, Race 4, MDN-SW, Distance 1200m, Mowbray - Offset 0m

Result	TAB no.	Horse (Barrier)	1200 to	1000m to	800m to	600m to	400m to	200m to	Total or	Margin
3rd	3	Poucher (2)	1000m	800m	600m	400m	200m	WP	Average	
		Position in running (margin)	-	2(0.9)	3(1.1)	3(2.0)	3(1.9)	4(1.8)		0.40
		Sectional time (s)	12.74	12.32	12.58	11.12	11.62	11.76		
		Cumulative time (s)	72.14	59.40	47.08	34.50	23.39	11.76	1:12.14	
		Speed (m/s)	15.70	16.23	15.90	17.99	17.21	17.01	16.63	
		Stride length (m)	6.39	7.34	7.01	7.84	7.70	7.44	7.25	
		Stride duration (s)	0.424	0.452	0.440	0.436	0.448	0.437	0.436	
		Stride efficiency (%)	63.75	84.22	76.68	96.00	92.70	86.43	82.17	
		Stride count	31.31	27.24	28.55	25.52	25.97	26.89	165.48	

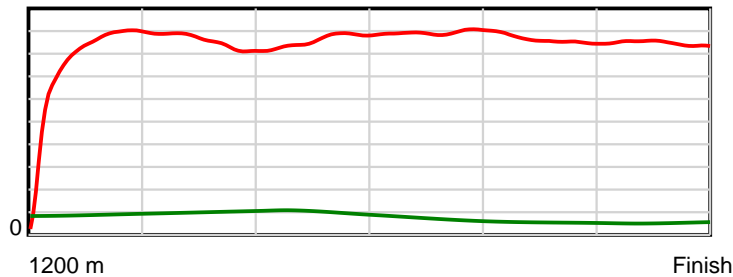
10 m Stride length



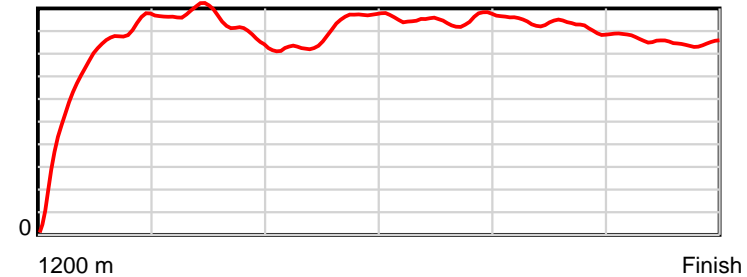
0.6 s Stride duration



20 m/sec Speed



100 % Stride efficiency



Note: Horizontal distance axis grid lines are 200m furlongs.

Disclaimer.

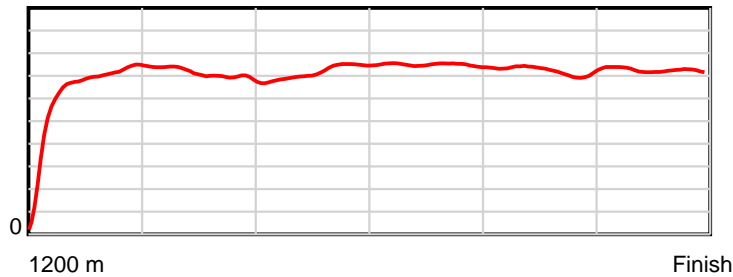
Tasracing Pty Ltd and Thoroughbred Ratings Pty Ltd accepts no responsibility for the completeness or accuracy of any of the information contained herein, and makes no representations about its suitability for any particular purpose. Users should make their own judgements about those matters and/or seek independent advice. You assume all risks associated with use of the data provided on this page.

Race Results

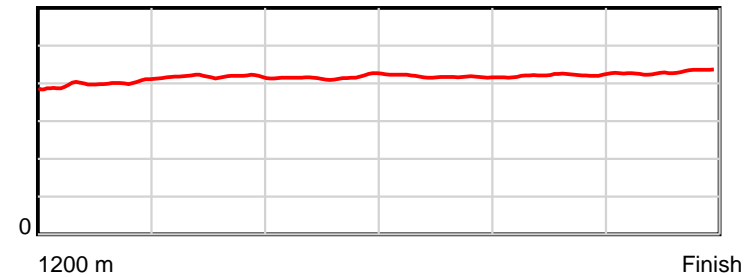
January 22, 2014, Race 4, MDN-SW, Distance 1200m, Mowbray - Offset 0m

Result	TAB no.	Horse (Barrier)	1200 to	1000m to	800m to	600m to	400m to	200m to	Total or	Margin
4th	11	Northern Lady (5)	1000m	800m	600m	400m	200m	WP	Average	
		Position in running (margin)	-	6(3.6)	4(1.8)	4(2.7)	4(2.6)	5(2.5)		0.80
		Sectional time (s)	13.15	11.99	12.58	11.11	11.61	11.77		
		Cumulative time (s)	72.21	59.06	47.07	34.49	23.38	11.77	1:12.20	
		Speed (m/s)	15.20	16.68	15.90	18.00	17.23	16.99	16.62	
		Stride length (m)	5.68	6.97	6.61	7.52	7.25	7.31	6.83	
		Stride duration (s)	0.390	0.418	0.416	0.418	0.421	0.430	0.411	
		Stride efficiency (%)	50.38	75.98	68.25	88.48	82.10	83.44	72.89	
		Stride count	35.22	28.68	30.26	26.58	27.59	27.37	175.70	

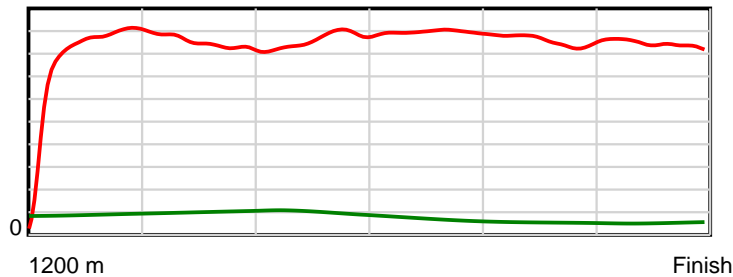
10 m Stride length



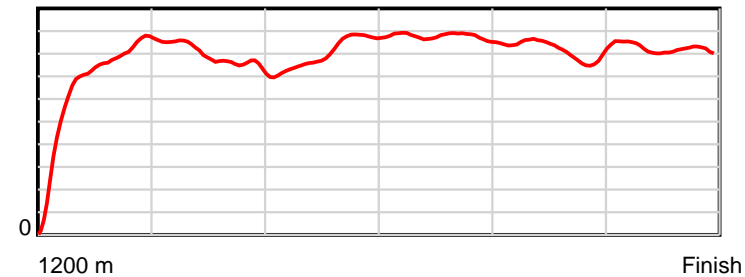
0.6 s Stride duration



20 m/sec Speed



100 % Stride efficiency



Note: Horizontal distance axis grid lines are 200m furlongs.

Disclaimer.

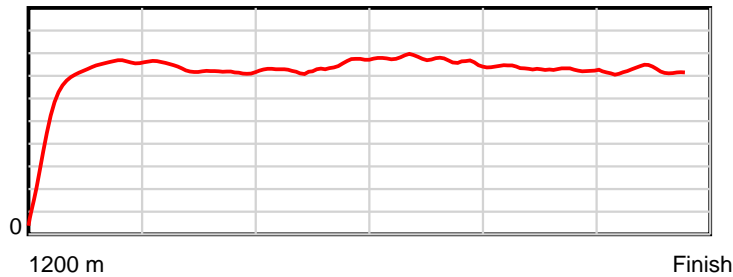
Tasracing Pty Ltd and Thoroughbred Ratings Pty Ltd accepts no responsibility for the completeness or accuracy of any of the information contained herein, and makes no representations about its suitability for any particular purpose. Users should make their own judgements about those matters and/or seek independent advice. You assume all risks associated with use of the data provided on this page.

Race Results

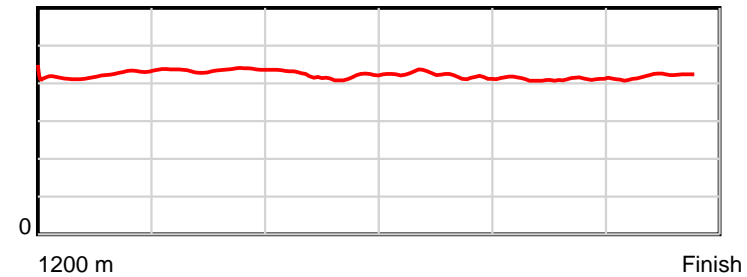
January 22, 2014, Race 4, MDN-SW, Distance 1200m, Mowbray - Offset 0m

Result	TAB no.	Horse (Barrier)	1200 to	1000m to	800m to	600m to	400m to	200m to	Total or	Margin
5th	6	Aladoni (10)	1000m	800m	600m	400m	200m	WP	Average	
		Position in running (margin)	-	10(7.9)	10(6.3)	10(7.2)	10(5.7)	9(3.0)		1.30
		Sectional time (s)	14.06	12.01	12.57	10.88	11.19	11.58		
		Cumulative time (s)	72.30	58.24	46.22	33.65	22.77	11.58	1:12.29	
		Speed (m/s)	14.22	16.65	15.91	18.38	17.87	17.27	16.60	
		Stride length (m)	6.16	7.22	6.75	7.76	7.32	7.23	7.04	
		Stride duration (s)	0.441	0.434	0.424	0.422	0.410	0.419	0.424	
		Stride efficiency (%)	59.28	81.55	71.29	94.14	83.68	81.73	77.39	
		Stride count	32.47	27.69	29.61	25.77	27.33	27.65	170.52	

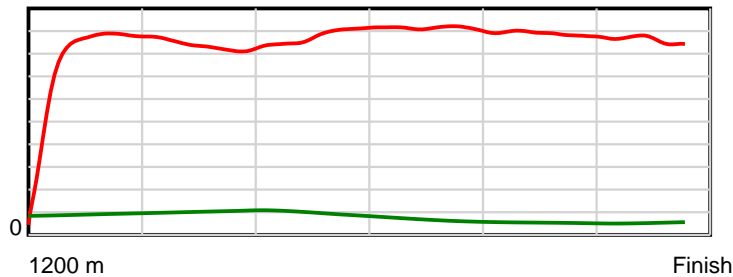
10 m Stride length



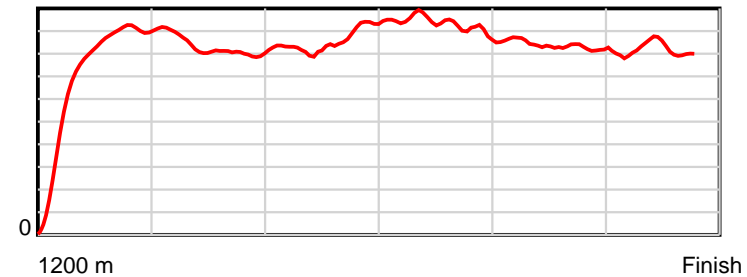
0.6 s Stride duration



20 m/sec Speed



100 % Stride efficiency



Note: Horizontal distance axis grid lines are 200m furlongs.

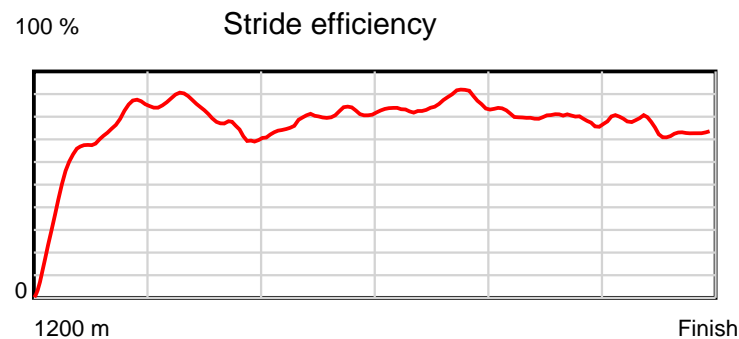
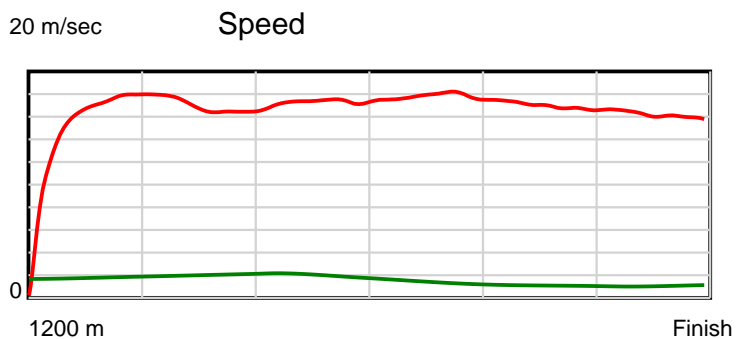
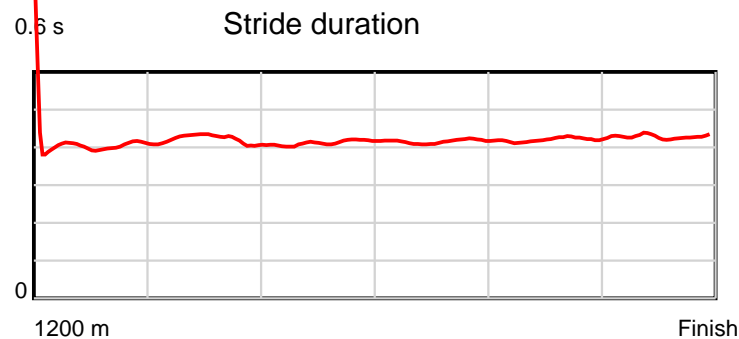
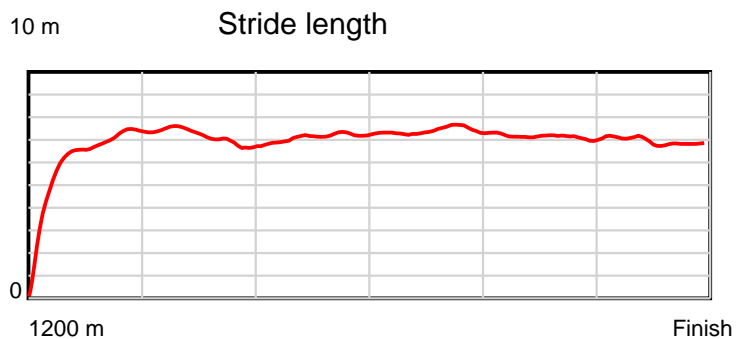
Disclaimer.

Tasracing Pty Ltd and Thoroughbred Ratings Pty Ltd accepts no responsibility for the completeness or accuracy of any of the information contained herein, and makes no representations about its suitability for any particular purpose. Users should make their own judgements about those matters and/or seek independent advice. You assume all risks associated with use of the data provided on this page.

Race Results

January 22, 2014, Race 4, MDN-SW, Distance 1200m, Mowbray - Offset 0m

Result	TAB no.	Horse (Barrier)	1200 to	1000m to	800m to	600m to	400m to	200m to	Total or	Margin
6th	1	Bodery Varemo (3)	1000m	800m	600m	400m	200m	WP	Average	
		Position in running (margin)	-	1(0.0)	1(0.0)	1(0.0)	1(0.0)	1(0.0)		1.70
		Sectional time (s)	12.61	12.29	12.42	11.12	11.64	12.30		
		Cumulative time (s)	72.38	59.77	47.48	35.06	23.94	12.30	1:12.37	
		Speed (m/s)	15.86	16.27	16.10	17.99	17.18	16.26	16.58	
		Stride length (m)	6.44	6.84	6.62	7.46	7.21	7.00	6.91	
		Stride duration (s)	0.422	0.421	0.411	0.415	0.420	0.430	0.417	
		Stride efficiency (%)	64.75	73.18	68.48	86.91	81.30	76.47	74.62	
		Stride count	31.07	29.23	30.21	26.82	27.73	28.59	173.65	



Note: Horizontal distance axis grid lines are 200m furlongs.

Disclaimer.

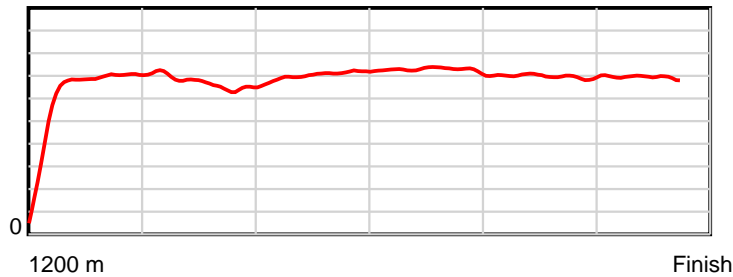
Tasracing Pty Ltd and Thoroughbred Ratings Pty Ltd accepts no responsibility for the completeness or accuracy of any of the information contained herein, and makes no representations about its suitability for any particular purpose. Users should make their own judgements about those matters and/or seek independent advice. You assume all risks associated with use of the data provided on this page.

Race Results

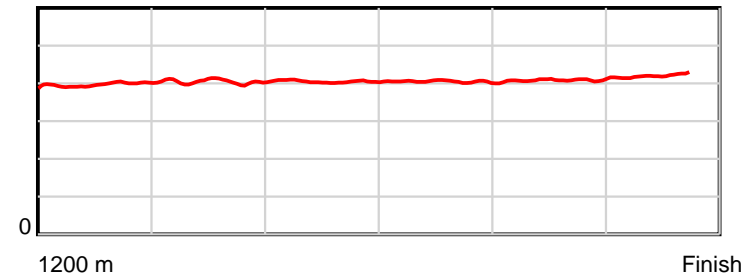
January 22, 2014, Race 4, MDN-SW, Distance 1200m, Mowbray - Offset 0m

Result	TAB no.	Horse (Barrier)	1200 to	1000m to	800m to	600m to	400m to	200m to	Total or	Margin
7th	7	Frogmoor Louie (6)	1000m	800m	600m	400m	200m	WP	Average	
		Position in running (margin)	-	8(4.0)	6(2.9)	8(4.4)	7(3.8)	8(2.7)		2.70
		Sectional time (s)	13.30	12.11	12.66	11.03	11.45	12.01		
		Cumulative time (s)	72.56	59.26	47.15	34.49	23.46	12.01	1:12.56	
		Speed (m/s)	15.04	16.52	15.80	18.13	17.47	16.65	16.54	
		Stride length (m)	5.86	6.67	6.39	7.32	7.12	6.97	6.69	
		Stride duration (s)	0.404	0.404	0.405	0.404	0.408	0.419	0.404	
		Stride efficiency (%)	53.72	69.61	63.82	83.77	79.27	75.98	69.88	
		Stride count	34.11	29.97	31.29	27.32	28.08	28.68	179.45	

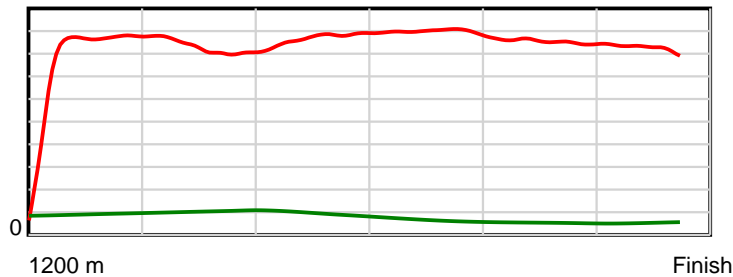
10 m Stride length



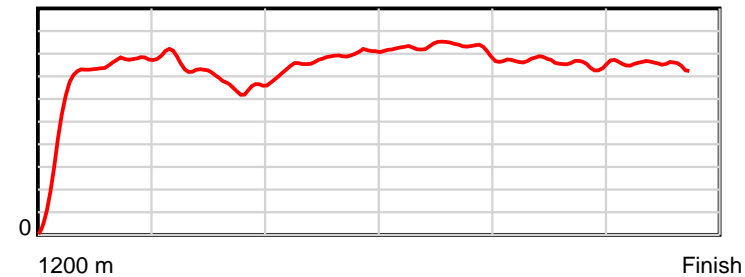
0.6 s Stride duration



20 m/sec Speed



100 % Stride efficiency



Note: Horizontal distance axis grid lines are 200m furlongs.

Disclaimer.

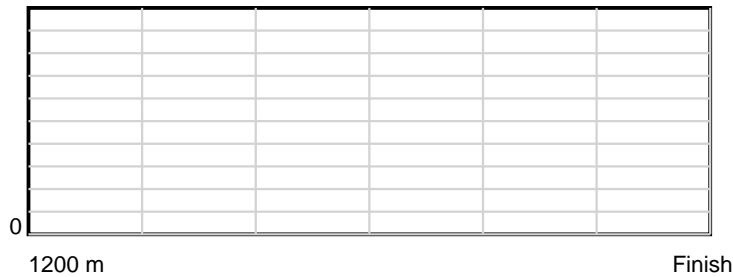
Tasracing Pty Ltd and Thoroughbred Ratings Pty Ltd accepts no responsibility for the completeness or accuracy of any of the information contained herein, and makes no representations about its suitability for any particular purpose. Users should make their own judgements about those matters and/or seek independent advice. You assume all risks associated with use of the data provided on this page.

Race Results


January 22, 2014, Race 4, MDN-SW, Distance 1200m, Mowbray - Offset 0m

Result	TAB no.	Horse (Barrier)	1200 to	1000m to	800m to	600m to	400m to	200m to	Total or	Margin
8th	9	Sheza Fatty Bo... (11)								
		Position in running (margin)								
		Sectional time (s)								
		Cumulative time (s)								
		Speed (m/s)								
		Stride length (m)								
		Stride duration (s)								
		Stride efficiency (%)								
		Stride count								

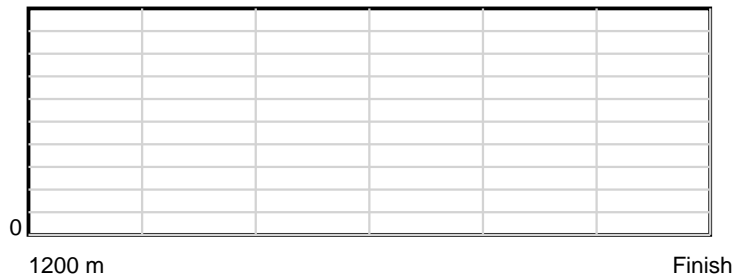
10 m Stride length



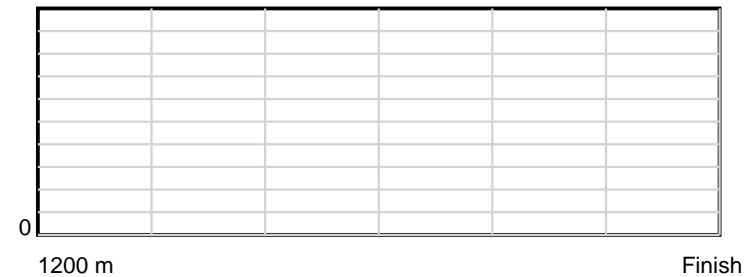
0.6 s Stride duration



20 m/sec Speed



100 % Stride efficiency



Note: Horizontal distance axis grid lines are 200m furlongs.

Disclaimer.

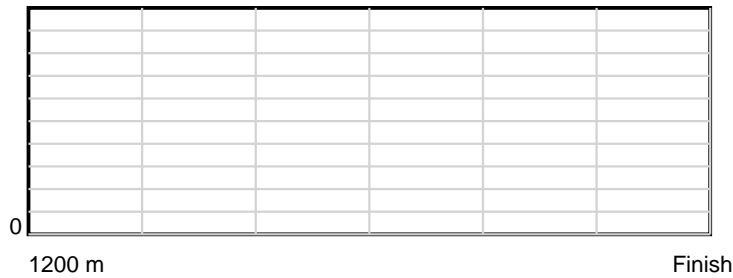
Tasracing Pty Ltd and Thoroughbred Ratings Pty Ltd accepts no responsibility for the completeness or accuracy of any of the information contained herein, and makes no representations about its suitability for any particular purpose. Users should make their own judgements about those matters and/or seek independent advice. You assume all risks associated with use of the data provided on this page.

Race Results


January 22, 2014, Race 4, MDN-SW, Distance 1200m, Mowbray - Offset 0m

Result	TAB no.	Horse (Barrier)	1200 to	1000m to	800m to	600m to	400m to	200m to	Total or	Margin
9th	10	Yackety Sax (7)								
		Position in running (margin)								
		Sectional time (s)								
		Cumulative time (s)								
		Speed (m/s)								
		Stride length (m)								
		Stride duration (s)								
		Stride efficiency (%)								
		Stride count								

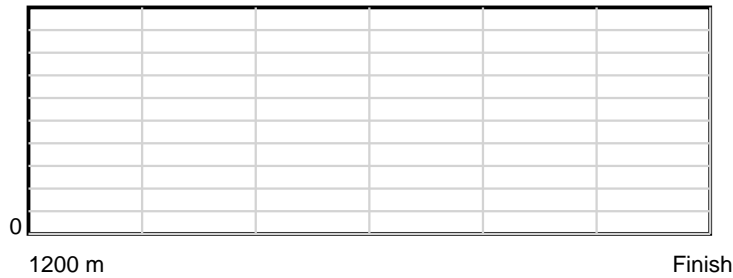
10 m Stride length



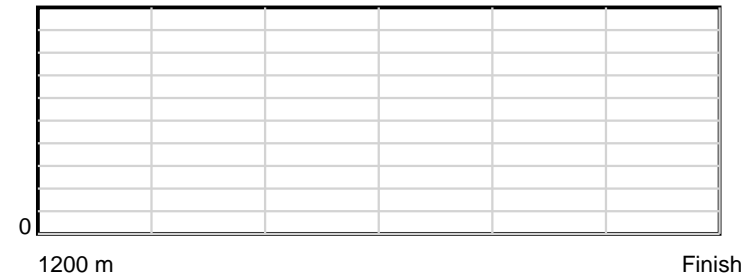
0.6 s Stride duration



20 m/sec Speed



100 % Stride efficiency



Note: Horizontal distance axis grid lines are 200m furlongs.

Disclaimer.

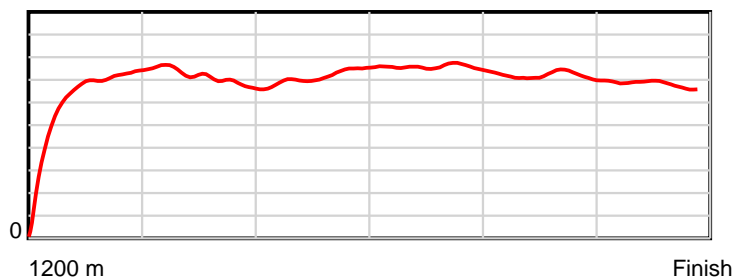
Tasracing Pty Ltd and Thoroughbred Ratings Pty Ltd accepts no responsibility for the completeness or accuracy of any of the information contained herein, and makes no representations about its suitability for any particular purpose. Users should make their own judgements about those matters and/or seek independent advice. You assume all risks associated with use of the data provided on this page.

Race Results

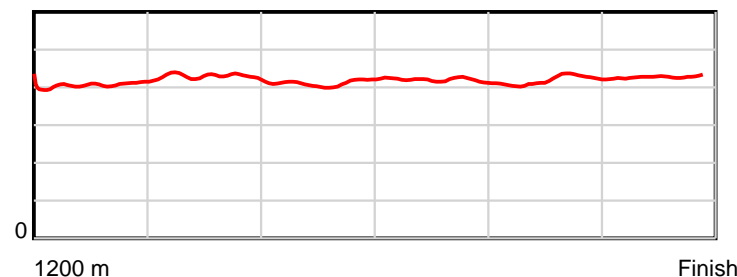
January 22, 2014, Race 4, MDN-SW, Distance 1200m, Mowbray - Offset 0m

Result	TAB no.	Horse (Barrier)	1200 to	1000m to	800m to	600m to	400m to	200m to	Total or	Margin
10th	8	Goodtime Story (1)	1000m	800m	600m	400m	200m	WP	Average	
		Position in running (margin)	-	9(4.3)	8(3.6)	6(3.9)	6(3.2)	7(2.6)		5.40
		Sectional time (s)	13.29	12.18	12.46	11.02	11.53	12.57		
		Cumulative time (s)	73.06	59.77	47.59	35.12	24.11	12.57	1:13.06	
		Speed (m/s)	15.05	16.42	16.05	18.15	17.35	15.91	16.43	
		Stride length (m)	5.95	7.04	6.60	7.63	7.25	6.81	6.84	
		Stride duration (s)	0.417	0.429	0.412	0.420	0.418	0.428	0.416	
		Stride efficiency (%)	55.39	77.39	68.17	91.05	82.11	72.56	73.12	
		Stride count	33.59	28.42	30.28	26.20	27.59	29.35	175.43	

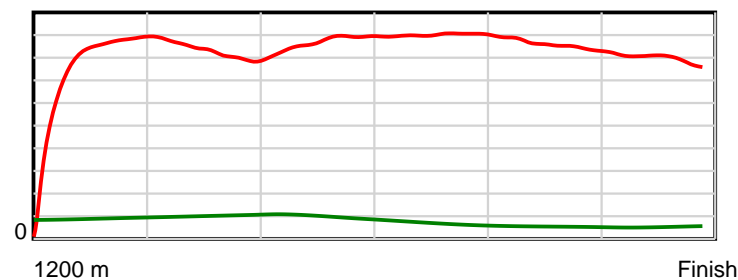
10 m Stride length



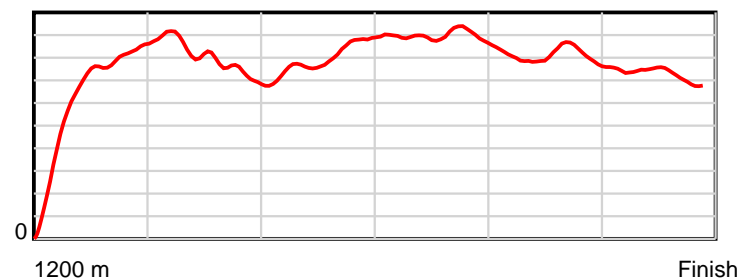
0.6 s Stride duration



20 m/sec Speed



100 % Stride efficiency



Note: Horizontal distance axis grid lines are 200m furlongs.

Disclaimer.

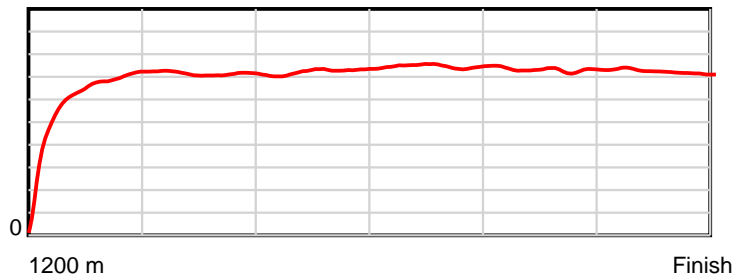
Tasracing Pty Ltd and Thoroughbred Ratings Pty Ltd accepts no responsibility for the completeness or accuracy of any of the information contained herein, and makes no representations about its suitability for any particular purpose. Users should make their own judgements about those matters and/or seek independent advice. You assume all risks associated with use of the data provided on this page.

Race Results

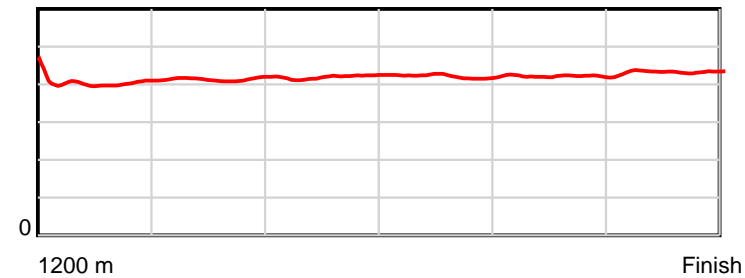
January 22, 2014, Race 4, MDN-SW, Distance 1200m, Mowbray - Offset 0m

Result	TAB no.	Horse (Barrier)	1200 to	1000m to	800m to	600m to	400m to	200m to	Total or	Margin
11th	4	Rokeby Lad (12)	1000m	800m	600m	400m	200m	WP	Average	
		Position in running (margin)	-	3(1.8)	5(2.7)	7(4.4)	9(4.4)	10(4.9)		6.20
		Sectional time (s)	13.19	12.43	12.70	11.13	11.71	12.04		
		Cumulative time (s)	73.20	60.01	47.58	34.88	23.75	12.04	1:13.20	
		Speed (m/s)	15.16	16.09	15.75	17.97	17.08	16.61	16.39	
		Stride length (m)	6.10	6.65	6.61	7.56	7.20	7.23	6.86	
		Stride duration (s)	0.410	0.413	0.420	0.421	0.421	0.435	0.418	
		Stride efficiency (%)	58.09	69.03	68.36	89.30	80.98	81.61	73.43	
		Stride count	32.80	30.09	30.24	26.46	27.78	27.68	175.05	

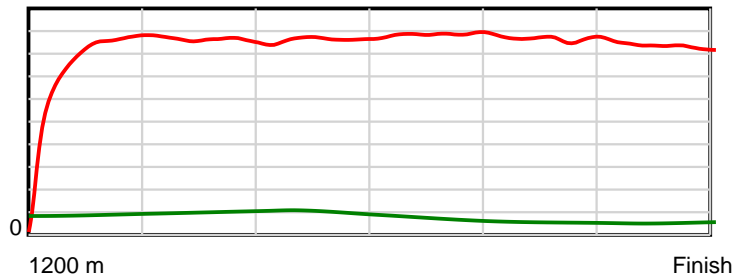
10 m Stride length



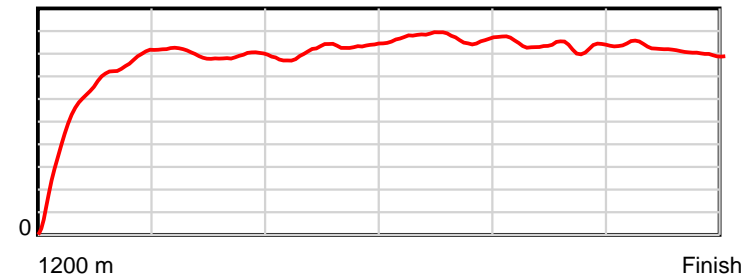
0.6 s Stride duration



20 m/sec Speed



100 % Stride efficiency



Note: Horizontal distance axis grid lines are 200m furlongs.

Disclaimer.

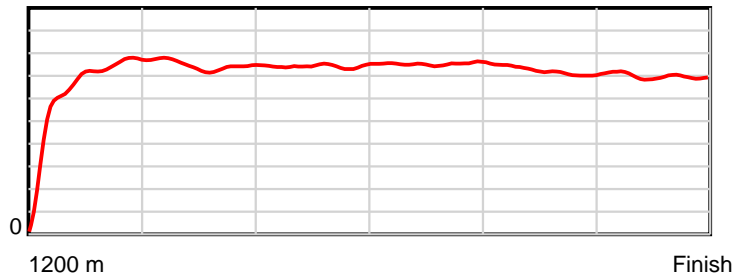
Tasracing Pty Ltd and Thoroughbred Ratings Pty Ltd accepts no responsibility for the completeness or accuracy of any of the information contained herein, and makes no representations about its suitability for any particular purpose. Users should make their own judgements about those matters and/or seek independent advice. You assume all risks associated with use of the data provided on this page.

Race Results

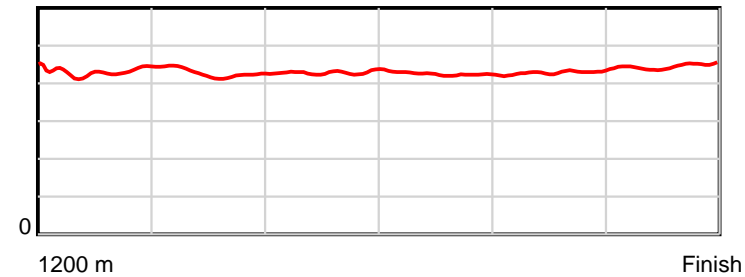
January 22, 2014, Race 4, MDN-SW, Distance 1200m, Mowbray - Offset 0m

Result	TAB no.	Horse (Barrier)	1200 to	1000m to	800m to	600m to	400m to	200m to	Total or	Margin
12th	5	Sh'bourne Devi... (4)	1000m	800m	600m	400m	200m	WP	Average	
		Position in running (margin)	-	4(2.0)	2(0.4)	2(0.8)	2(0.9)	6(2.5)		6.30
		Sectional time (s)	13.00	12.03	12.48	11.14	11.91	12.67		
		Cumulative time (s)	73.22	60.22	48.19	35.71	24.57	12.67	1:13.22	
		Speed (m/s)	15.38	16.63	16.03	17.95	16.79	15.79	16.39	
		Stride length (m)	6.32	7.12	6.86	7.61	7.21	7.06	7.01	
		Stride duration (s)	0.424	0.428	0.428	0.424	0.429	0.447	0.428	
		Stride efficiency (%)	62.51	79.20	73.61	90.50	81.19	77.80	76.75	
		Stride count	31.62	28.09	29.14	26.28	27.75	28.35	171.23	

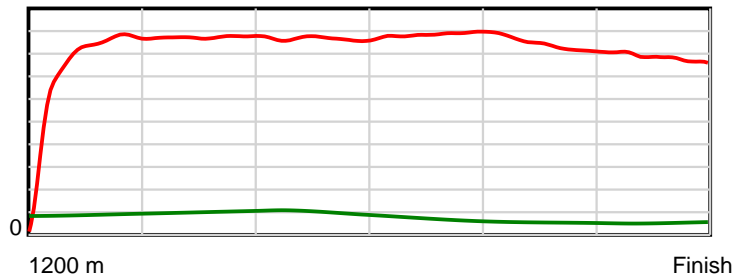
10 m Stride length



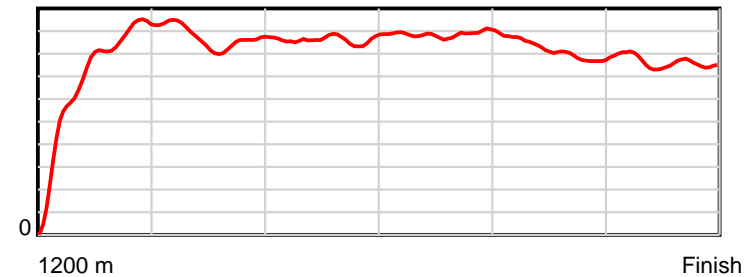
0.6 s Stride duration



20 m/sec Speed



100 % Stride efficiency



Note: Horizontal distance axis grid lines are 200m furlongs.

Disclaimer.

Tasracing Pty Ltd and Thoroughbred Ratings Pty Ltd accepts no responsibility for the completeness or accuracy of any of the information contained herein, and makes no representations about its suitability for any particular purpose. Users should make their own judgements about those matters and/or seek independent advice. You assume all risks associated with use of the data provided on this page.