



Race Results

Tasmanian Turf Club, Launceston, January 29, 2014

Compilation date: January 30, 2014, 12:56:54 PM (EST)

Copyright © 2014 Tasracing Pty Ltd. All rights reserved.

Trademarks.

StrideMASTER is a registered trademark of Thoroughbred Ratings Pty Ltd.

Disclaimer.

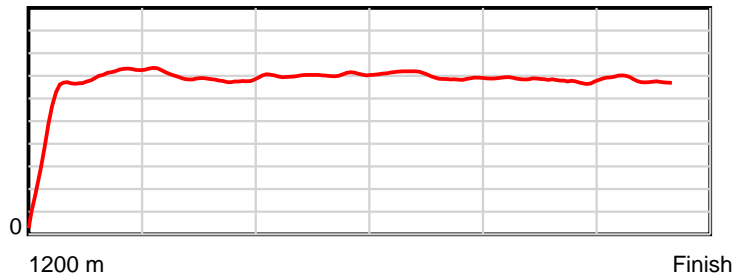
Tasracing Pty Ltd and Thoroughbred Ratings Pty Ltd accepts no responsibility for the completeness or accuracy of any of the information contained herein, and makes no representations about its suitability for any particular purpose. Users should make their own judgements about those matters and/or seek independent advice. You assume all risks associated with use of the data provided on this page.

Race Results

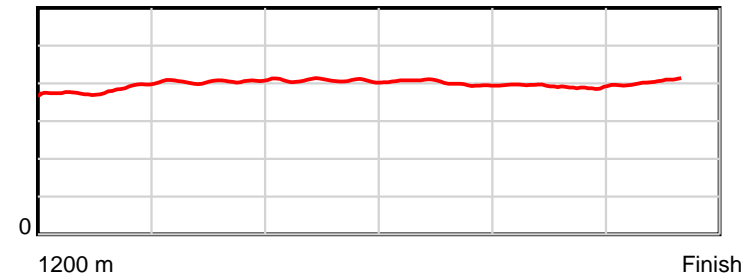
January 29, 2014, Race 1, MDN-SW, Distance 1200m, Mowbray - Offset 5m

Result	TAB no.	Horse (Barrier)	1200 to	1000m to	800m to	600m to	400m to	200m to	Total or	Margin
1st	13	Must Be Love (3)	1000m	800m	600m	400m	200m	WP	Average	
		Position in running (margin)	-	5(2.5)	2(1.6)	1(0.0)	1(0.0)	1(0.0)		0.00
		Sectional time (s)	14.64	11.16	11.47	11.33	11.47	11.81		
		Cumulative time (s)	71.89	57.25	46.08	34.61	23.28	11.81	1:11.89	
		Speed (m/s)	13.66	17.92	17.44	17.65	17.44	16.93	16.69	
		Stride length (m)	5.16	7.21	7.12	7.15	6.84	6.79	6.62	
		Stride duration (s)	0.369	0.402	0.408	0.405	0.392	0.401	0.397	
		Stride efficiency (%)	41.59	81.21	79.16	79.90	73.15	72.08	68.49	
		Stride count	38.77	27.74	28.10	27.97	29.23	29.45	181.26	

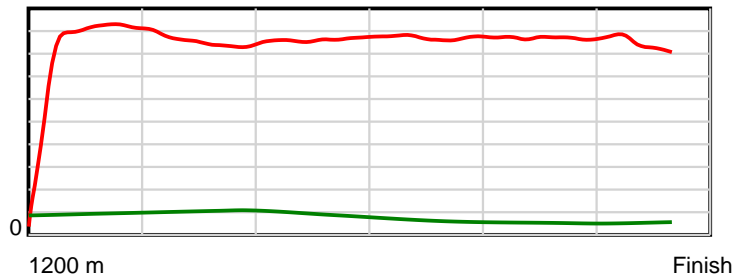
10 m Stride length



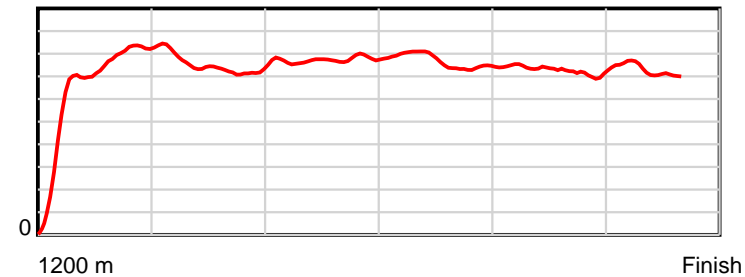
0.6 s Stride duration



20 m/sec Speed



100 % Stride efficiency



Note: Horizontal distance axis grid lines are 200m furlongs.

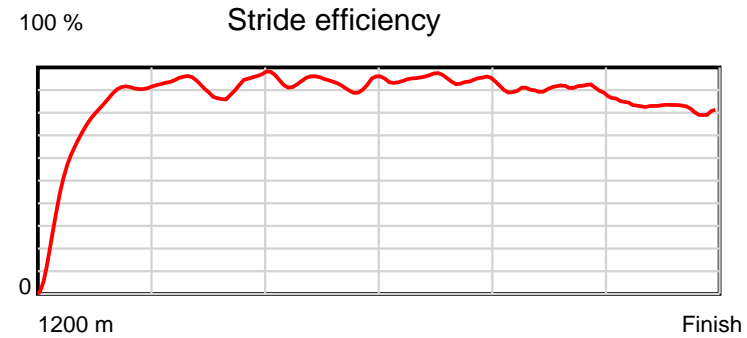
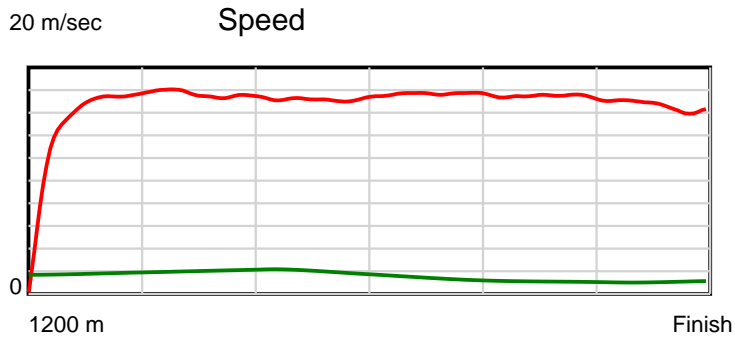
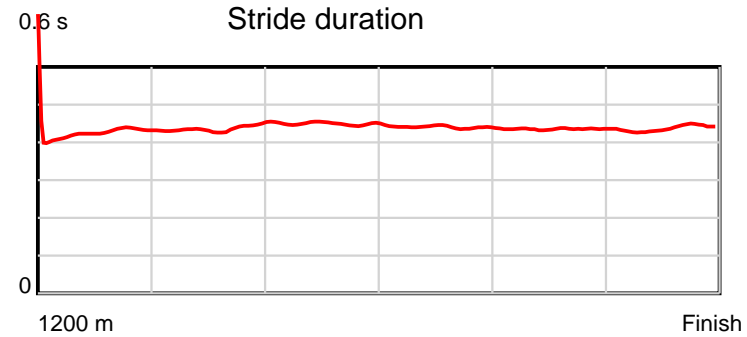
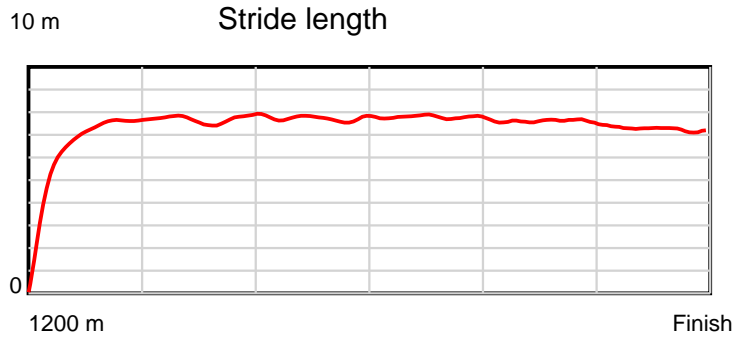
Disclaimer.

Tasracing Pty Ltd and Thoroughbred Ratings Pty Ltd accepts no responsibility for the completeness or accuracy of any of the information contained herein, and makes no representations about its suitability for any particular purpose. Users should make their own judgements about those matters and/or seek independent advice. You assume all risks associated with use of the data provided on this page.

Race Results

January 29, 2014, Race 1, MDN-SW, Distance 1200m, Mowbray - Offset 5m

Result	TAB no.	Horse (Barrier)	1200 to	1000m to	800m to	600m to	400m to	200m to	Total or	Margin
2nd	16	Poucher (7)	1000m	800m	600m	400m	200m	WP	Average	
		Position in running (margin)	-	4(1.7)	4(1.7)	3(2.0)	3(0.7)	3(3.1)		0.00
		Sectional time (s)	13.87	11.33	11.78	11.12	11.86	11.93		
		Cumulative time (s)	71.89	58.02	46.69	34.91	23.79	11.93	1:11.89	
		Speed (m/s)	14.42	17.65	16.98	17.99	16.86	16.76	16.69	
		Stride length (m)	6.20	7.70	7.64	7.91	7.33	7.33	7.30	
		Stride duration (s)	0.440	0.436	0.450	0.440	0.435	0.437	0.438	
		Stride efficiency (%)	60.00	92.61	91.16	97.89	84.02	83.87	83.36	
		Stride count	32.28	25.98	26.19	25.27	27.28	27.30	164.30	



Note: Horizontal distance axis grid lines are 200m furlongs.

Disclaimer.

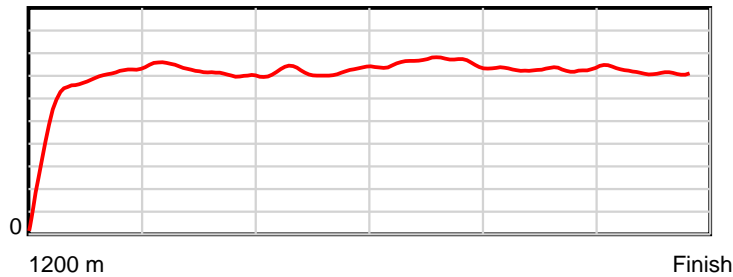
Tasracing Pty Ltd and Thoroughbred Ratings Pty Ltd accepts no responsibility for the completeness or accuracy of any of the information contained herein, and makes no representations about its suitability for any particular purpose. Users should make their own judgements about those matters and/or seek independent advice. You assume all risks associated with use of the data provided on this page.

Race Results

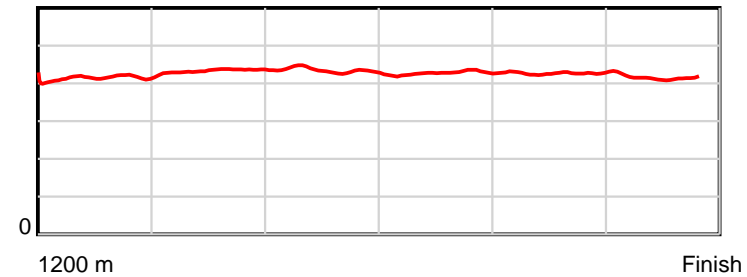
January 29, 2014, Race 1, MDN-SW, Distance 1200m, Mowbray - Offset 5m

Result	TAB no.	Horse (Barrier)	1200 to	1000m to	800m to	600m to	400m to	200m to	Total or	Margin
3rd	12	Long Lashes (5)	1000m	800m	600m	400m	200m	WP	Average	
		Position in running (margin)	-	9(4.5)	11(6.5)	10(8.0)	10(6.2)	10(8.3)		0.00
		Sectional time (s)	13.98	11.65	11.98	11.04	11.81	11.42		
		Cumulative time (s)	71.89	57.91	46.26	34.28	23.24	11.42	1:11.89	
		Speed (m/s)	14.31	17.17	16.69	18.12	16.93	17.51	16.69	
		Stride length (m)	4.98	7.42	7.27	7.73	7.21	7.32	6.83	
		Stride duration (s)	0.441	0.432	0.435	0.427	0.426	0.418	0.409	
		Stride efficiency (%)	38.73	85.95	82.51	93.33	81.28	83.82	72.98	
		Stride count	40.18	26.97	27.52	25.88	27.73	27.31	175.59	

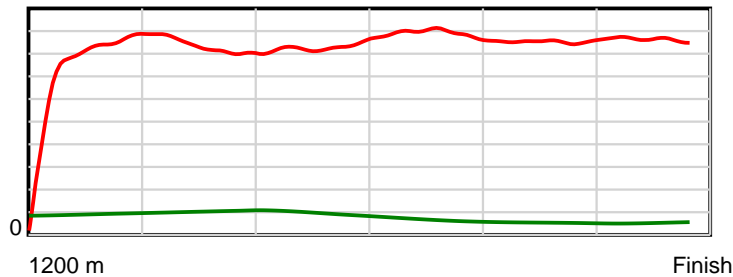
10 m Stride length



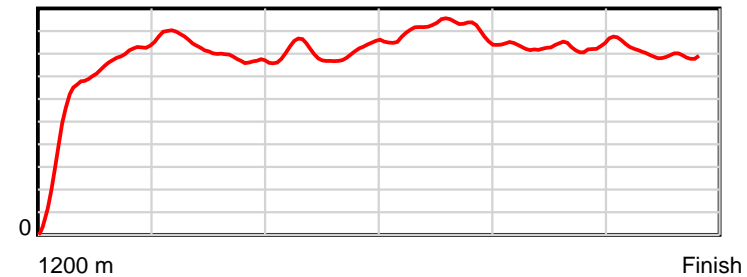
0.6 s Stride duration



20 m/sec Speed



100 % Stride efficiency



Note: Horizontal distance axis grid lines are 200m furlongs.

Disclaimer.

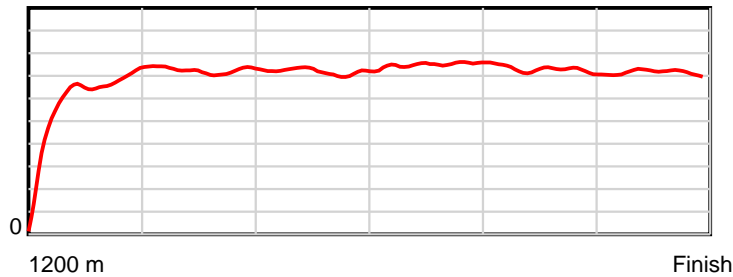
Tasracing Pty Ltd and Thoroughbred Ratings Pty Ltd accepts no responsibility for the completeness or accuracy of any of the information contained herein, and makes no representations about its suitability for any particular purpose. Users should make their own judgements about those matters and/or seek independent advice. You assume all risks associated with use of the data provided on this page.

Race Results

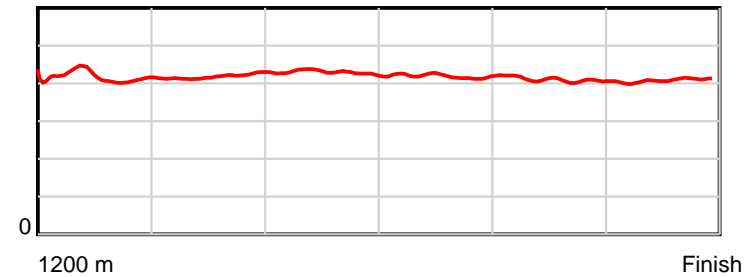
January 29, 2014, Race 1, MDN-SW, Distance 1200m, Mowbray - Offset 5m

Result	TAB no.	Horse (Barrier)	1200 to	1000m to	800m to	600m to	400m to	200m to	Total or	Margin
4th	4	Frogmoor Mal (12)	1000m	800m	600m	400m	200m	WP	Average	
		Position in running (margin)	-	12(6.4)	12(7.7)	12(9.4)	12(7.6)	11(8.4)		5.10
		Sectional time (s)	15.24	11.53	12.02	11.02	11.60	11.40		
		Cumulative time (s)	72.82	57.58	46.05	34.02	23.00	11.40	1:12.81	
		Speed (m/s)	13.12	17.35	16.64	18.15	17.24	17.54	16.48	
		Stride length (m)	5.49	7.23	7.13	7.59	7.08	7.15	6.87	
		Stride duration (s)	0.413	0.417	0.429	0.418	0.410	0.408	0.417	
		Stride efficiency (%)	47.18	81.65	79.52	90.00	78.23	79.95	73.74	
		Stride count	36.40	27.67	28.04	26.35	28.27	27.96	174.69	

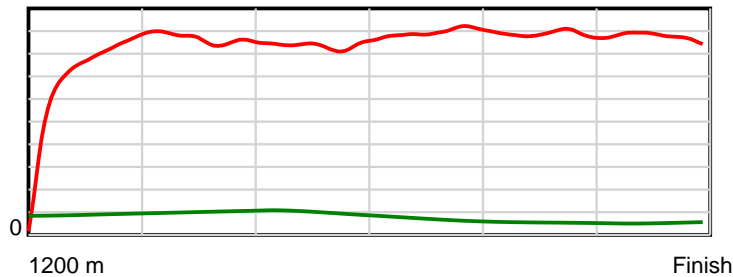
10 m Stride length



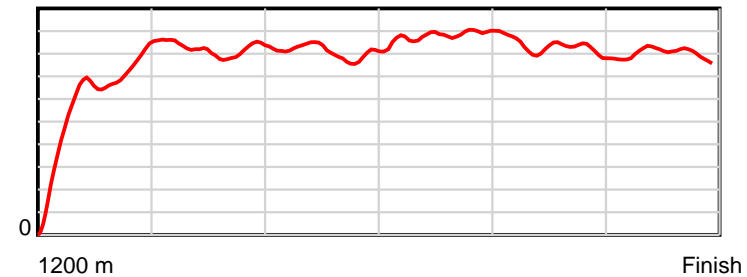
0.6 s Stride duration



20 m/sec Speed



100 % Stride efficiency



Note: Horizontal distance axis grid lines are 200m furlongs.

Disclaimer.

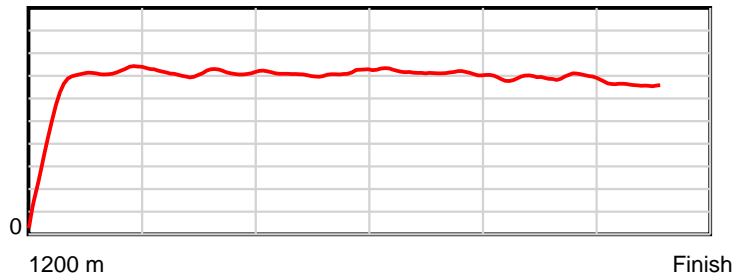
Tasracing Pty Ltd and Thoroughbred Ratings Pty Ltd accepts no responsibility for the completeness or accuracy of any of the information contained herein, and makes no representations about its suitability for any particular purpose. Users should make their own judgements about those matters and/or seek independent advice. You assume all risks associated with use of the data provided on this page.

Race Results

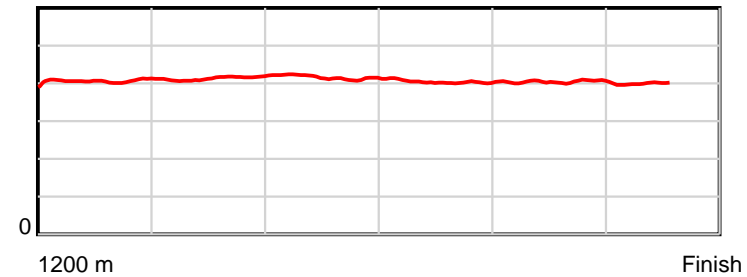
January 29, 2014, Race 1, MDN-SW, Distance 1200m, Mowbray - Offset 5m

Result	TAB no.	Horse (Barrier)	1200 to	1000m to	800m to	600m to	400m to	200m to	Total or	Margin
5th	3	Five Star Gene... (10)	1000m	800m	600m	400m	200m	WP	Average	
		Position in running (margin)	-	11(6.1)	6(3.6)	7(4.5)	7(3.9)	5(6.1)		5.40
		Sectional time (s)	15.20	10.90	11.89	11.23	11.82	11.82		
		Cumulative time (s)	72.87	57.67	46.77	34.87	23.64	11.82	1:12.87	
		Speed (m/s)	13.15	18.35	16.82	17.81	16.92	16.92	16.47	
		Stride length (m)	5.91	7.51	7.04	7.23	6.80	6.83	6.85	
		Stride duration (s)	0.445	0.410	0.418	0.406	0.402	0.403	0.416	
		Stride efficiency (%)	54.67	88.25	77.34	81.72	72.33	72.80	73.30	
		Stride count	33.81	26.61	28.43	27.66	29.40	29.30	175.21	

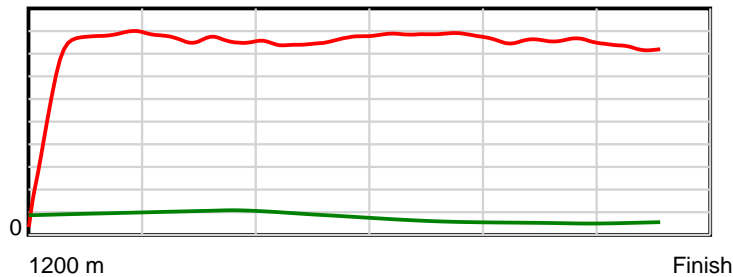
10 m Stride length



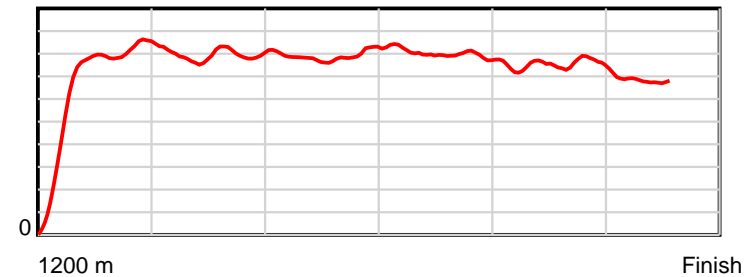
0.6 s Stride duration



20 m/sec Speed



100 % Stride efficiency



Note: Horizontal distance axis grid lines are 200m furlongs.

Disclaimer.

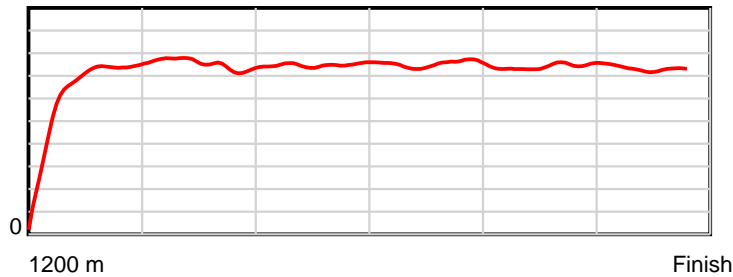
Tasracing Pty Ltd and Thoroughbred Ratings Pty Ltd accepts no responsibility for the completeness or accuracy of any of the information contained herein, and makes no representations about its suitability for any particular purpose. Users should make their own judgements about those matters and/or seek independent advice. You assume all risks associated with use of the data provided on this page.

Race Results

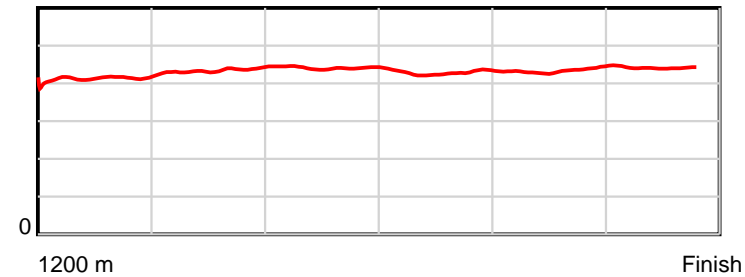
January 29, 2014, Race 1, MDN-SW, Distance 1200m, Mowbray - Offset 5m

Result	TAB no.	Horse (Barrier)	1200 to	1000m to	800m to	600m to	400m to	200m to	Total or	Margin
6th	5	Game of Throne... (9)	1000m	800m	600m	400m	200m	WP	Average	
		Position in running (margin)	-	7(3.7)	7(4.0)	6(4.0)	5(3.2)	6(6.1)		5.60
		Sectional time (s)	14.66	11.37	11.73	11.20	11.95	11.98		
		Cumulative time (s)	72.91	58.25	46.87	35.14	23.94	11.98	1:12.90	
		Speed (m/s)	13.64	17.59	17.05	17.86	16.74	16.69	16.46	
		Stride length (m)	5.68	7.58	7.52	7.67	7.23	7.38	7.10	
		Stride duration (s)	0.416	0.431	0.441	0.429	0.432	0.442	0.431	
		Stride efficiency (%)	50.50	89.83	88.41	91.87	81.64	85.09	78.79	
		Stride count	35.18	26.38	26.59	26.08	27.67	27.10	169.00	

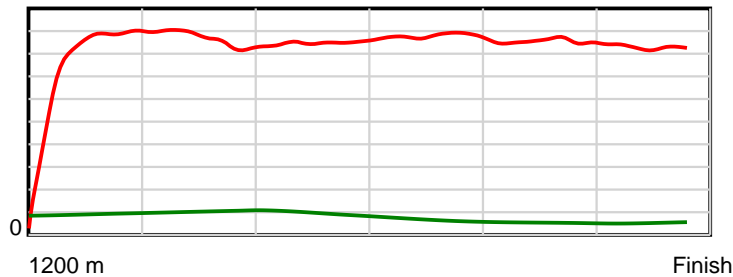
10 m Stride length



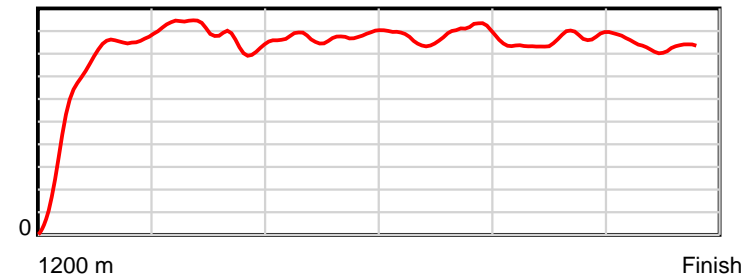
0.6 s Stride duration



20 m/sec Speed



100 % Stride efficiency



Note: Horizontal distance axis grid lines are 200m furlongs.

Disclaimer.

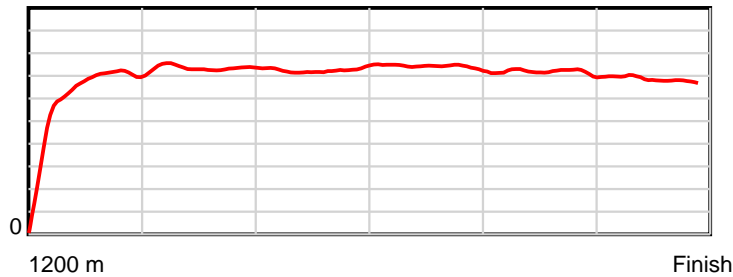
Tasracing Pty Ltd and Thoroughbred Ratings Pty Ltd accepts no responsibility for the completeness or accuracy of any of the information contained herein, and makes no representations about its suitability for any particular purpose. Users should make their own judgements about those matters and/or seek independent advice. You assume all risks associated with use of the data provided on this page.

Race Results

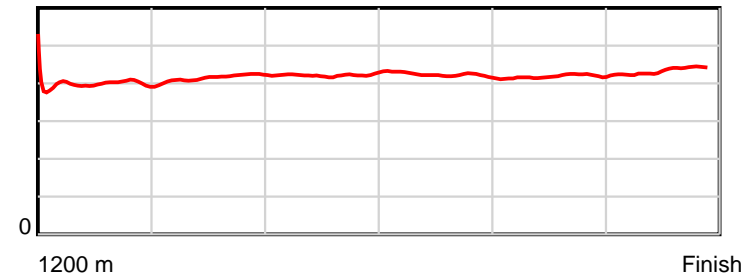
January 29, 2014, Race 1, MDN-SW, Distance 1200m, Mowbray - Offset 5m

Result	TAB no.	Horse (Barrier)	1200 to	1000m to	800m to	600m to	400m to	200m to	Total or	Margin
7th	1	Bodery Varemo (6)	1000m	800m	600m	400m	200m	WP	Average	
		Position in running (margin)	-	2(1.4)	1(0.0)	2(0.1)	2(0.2)	2(2.1)		6.10
		Sectional time (s)	14.36	11.09	11.75	11.34	11.78	12.68		
		Cumulative time (s)	73.00	58.64	47.55	35.80	24.46	12.68	1:13.00	
		Speed (m/s)	13.92	18.03	17.02	17.64	16.98	15.77	16.44	
		Stride length (m)	5.75	7.47	7.16	7.48	7.08	6.83	6.91	
		Stride duration (s)	0.408	0.414	0.421	0.424	0.417	0.433	0.420	
		Stride efficiency (%)	51.68	87.17	80.11	87.48	78.38	72.93	74.55	
		Stride count	34.78	26.78	27.93	26.73	28.24	29.28	173.74	

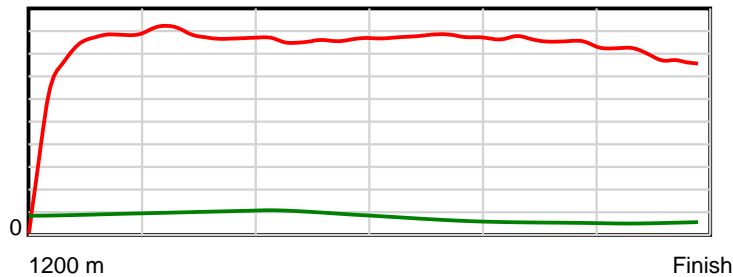
10 m Stride length



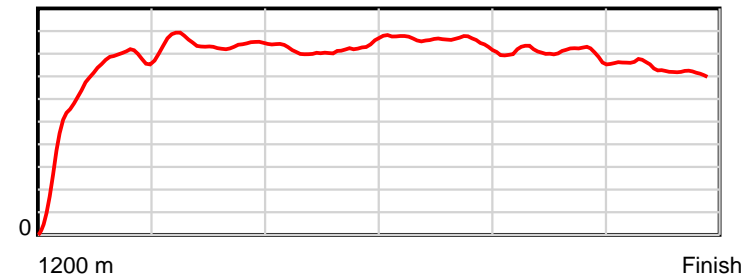
0.6 s Stride duration



20 m/sec Speed



100 % Stride efficiency



Note: Horizontal distance axis grid lines are 200m furlongs.

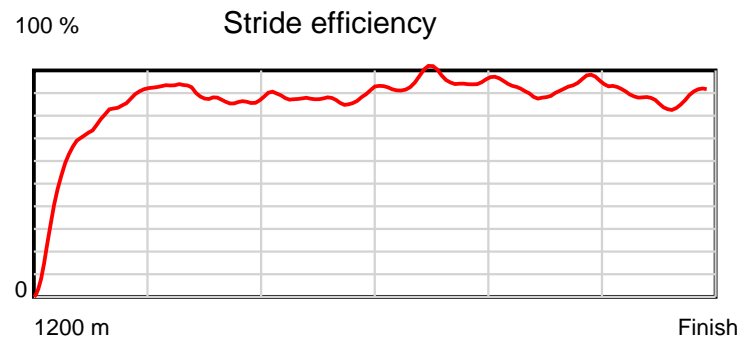
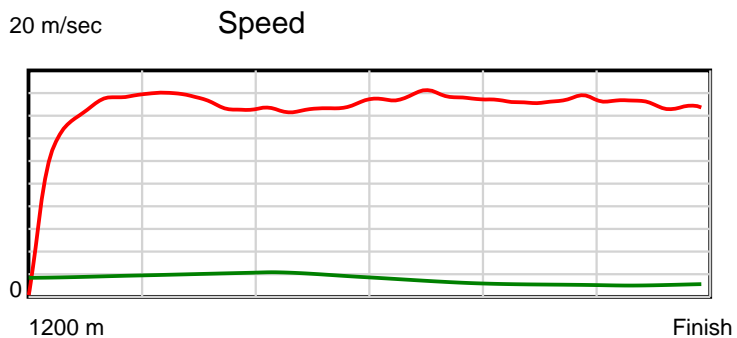
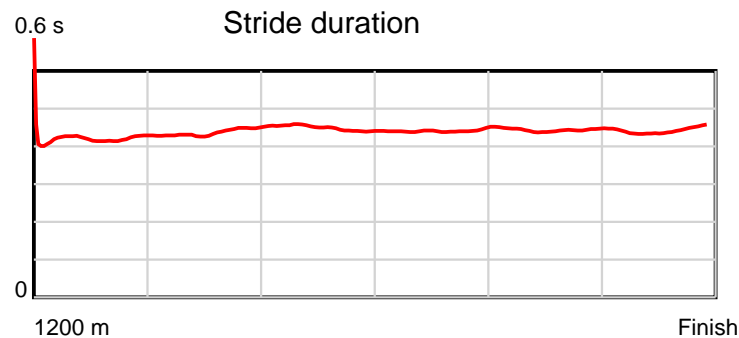
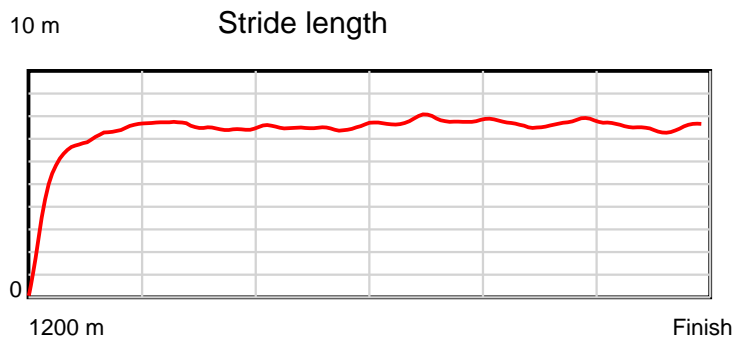
Disclaimer.

Tasracing Pty Ltd and Thoroughbred Ratings Pty Ltd accepts no responsibility for the completeness or accuracy of any of the information contained herein, and makes no representations about its suitability for any particular purpose. Users should make their own judgements about those matters and/or seek independent advice. You assume all risks associated with use of the data provided on this page.

Race Results

January 29, 2014, Race 1, MDN-SW, Distance 1200m, Mowbray - Offset 5m

Result	TAB no.	Horse (Barrier)	1200 to	1000m to	800m to	600m to	400m to	200m to	Total or	Margin
8th	2	Diamond Dan (8)	1000m	800m	600m	400m	200m	WP	Average	
		Position in running (margin)	-	6(3.2)	8(4.1)	9(5.7)	9(4.9)	9(6.7)		6.40
		Sectional time (s)	14.73	11.48	12.01	11.20	11.76	11.89		
		Cumulative time (s)	73.06	58.33	46.85	34.85	23.65	11.89	1:13.06	
		Speed (m/s)	13.58	17.42	16.65	17.86	17.01	16.82	16.43	
		Stride length (m)	6.02	7.60	7.49	7.87	7.54	7.46	7.27	
		Stride duration (s)	0.437	0.436	0.450	0.441	0.444	0.444	0.443	
		Stride efficiency (%)	56.64	90.20	87.67	96.77	88.92	86.95	82.67	
		Stride count	33.22	26.33	26.70	25.41	26.51	26.81	164.98	



Note: Horizontal distance axis grid lines are 200m furlongs.

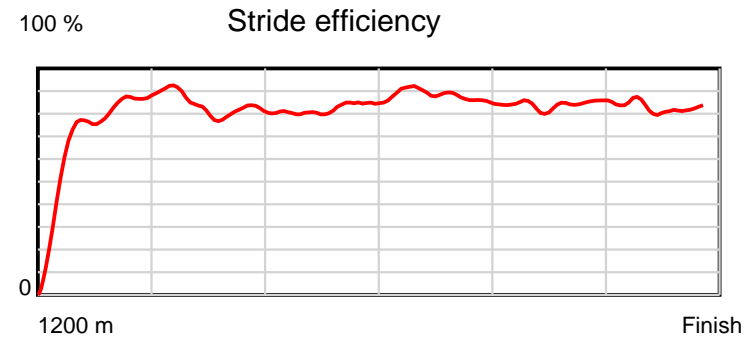
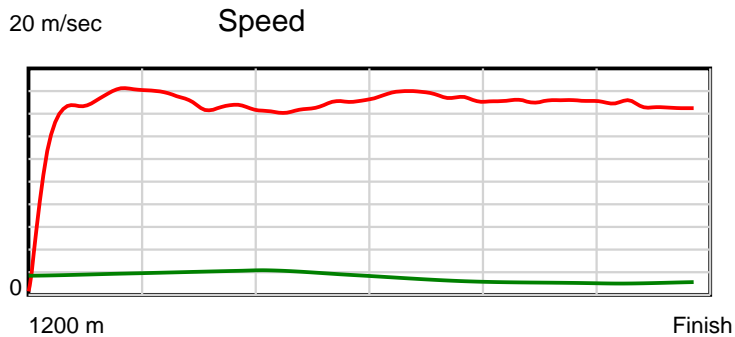
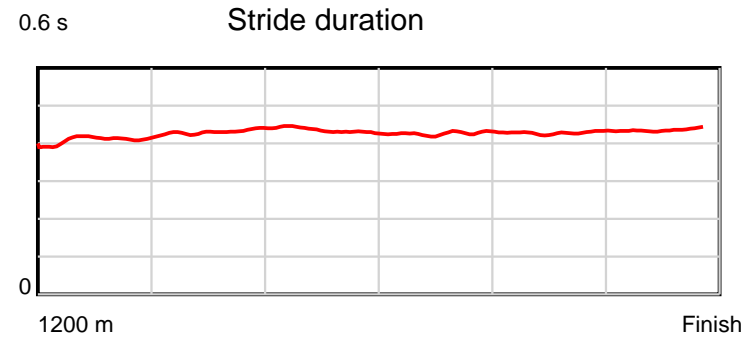
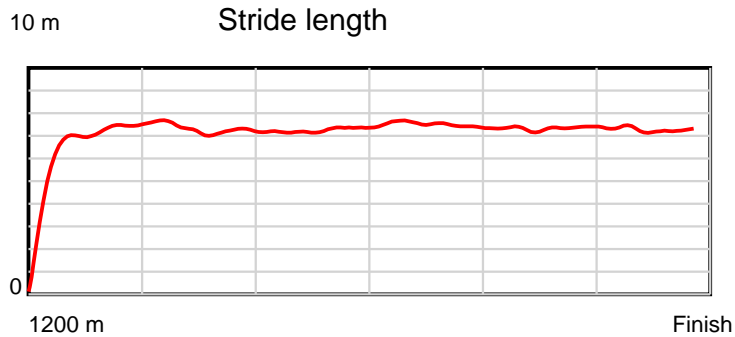
Disclaimer.

Tasracing Pty Ltd and Thoroughbred Ratings Pty Ltd accepts no responsibility for the completeness or accuracy of any of the information contained herein, and makes no representations about its suitability for any particular purpose. Users should make their own judgements about those matters and/or seek independent advice. You assume all risks associated with use of the data provided on this page.

Race Results

January 29, 2014, Race 1, MDN-SW, Distance 1200m, Mowbray - Offset 5m

Result	TAB no.	Horse (Barrier)	1200 to	1000m to	800m to	600m to	400m to	200m to	Total or	Margin
9th	7	Sure Up the Fu... (4)	1000m	800m	600m	400m	200m	WP	Average	
		Position in running (margin)	-	8(4.2)	9(4.3)	8(4.9)	8(4.2)	8(6.7)		6.50
		Sectional time (s)	14.89	11.34	11.84	11.22	11.87	11.91		
		Cumulative time (s)	73.08	58.19	46.84	35.01	23.78	11.91	1:13.07	
		Speed (m/s)	13.43	17.64	16.89	17.83	16.85	16.79	16.42	
		Stride length (m)	5.79	7.57	7.37	7.59	7.20	7.32	7.08	
		Stride duration (s)	0.424	0.429	0.436	0.426	0.428	0.436	0.431	
		Stride efficiency (%)	52.36	89.54	84.84	89.91	81.07	83.65	78.24	
		Stride count	34.55	26.42	27.14	26.37	27.77	27.34	169.59	



Note: Horizontal distance axis grid lines are 200m furlongs.

Disclaimer.

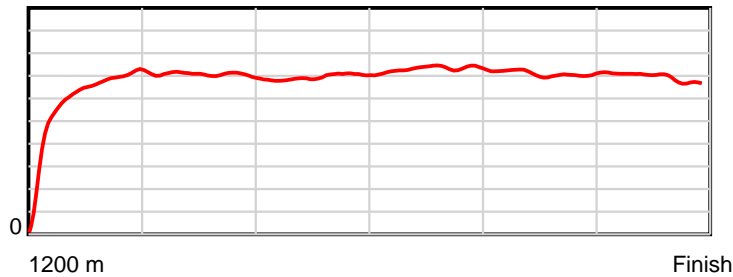
Tasracing Pty Ltd and Thoroughbred Ratings Pty Ltd accepts no responsibility for the completeness or accuracy of any of the information contained herein, and makes no representations about its suitability for any particular purpose. Users should make their own judgements about those matters and/or seek independent advice. You assume all risks associated with use of the data provided on this page.

Race Results

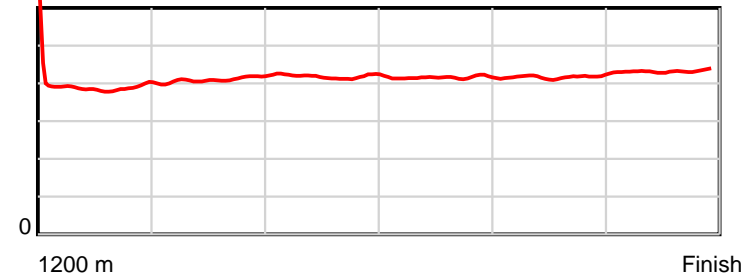
January 29, 2014, Race 1, MDN-SW, Distance 1200m, Mowbray - Offset 5m

Result	TAB no.	Horse (Barrier)	1200 to	1000m to	800m to	600m to	400m to	200m to	Total or	Margin
10th	15	Cheerful Gee G... (1)	1000m	800m	600m	400m	200m	WP	Average	
		Position in running (margin)	-	3(1.7)	3(1.7)	5(3.5)	4(2.5)	4(5.1)		0.00
		Sectional time (s)	12.91	11.33	12.05	11.16	11.89	12.55		
		Cumulative time (s)	71.89	58.98	47.65	35.60	24.44	12.55	1:11.89	
		Speed (m/s)	15.49	17.65	16.60	17.92	16.82	15.94	16.69	
		Stride length (m)	5.78	7.22	6.96	7.44	6.99	6.89	6.84	
		Stride duration (s)	0.410	0.409	0.419	0.415	0.416	0.432	0.410	
		Stride efficiency (%)	52.17	81.57	75.69	86.48	76.46	74.25	73.05	
		Stride count	34.61	27.68	28.74	26.88	28.59	29.01	175.51	

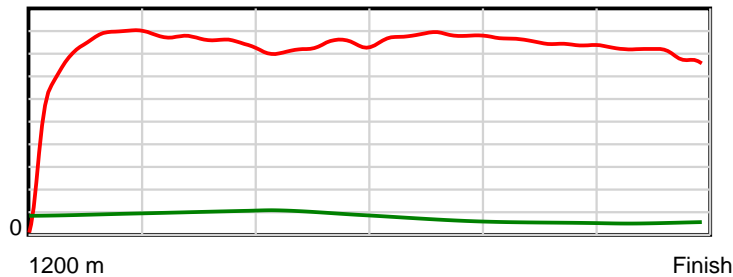
10 m Stride length



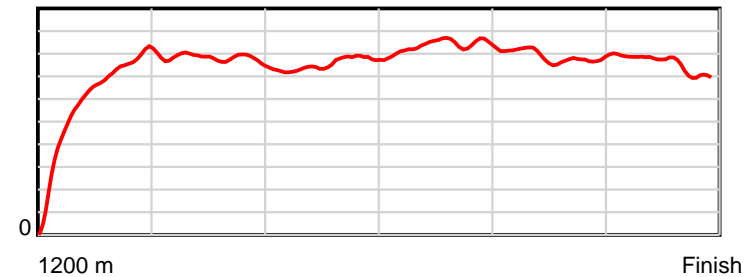
0.6 s Stride duration



20 m/sec Speed



100 % Stride efficiency



Note: Horizontal distance axis grid lines are 200m furlongs.

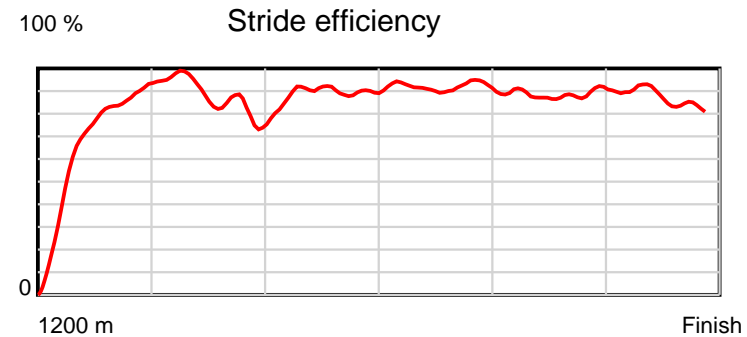
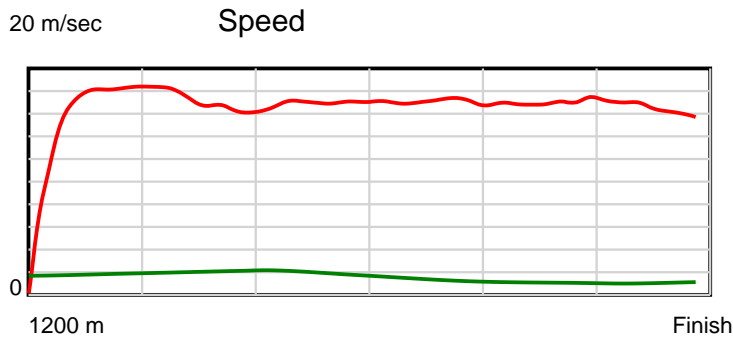
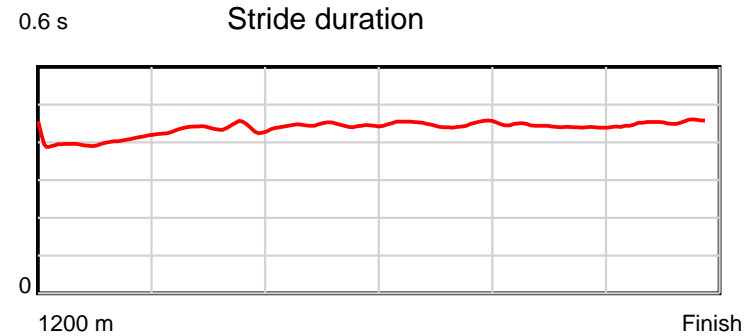
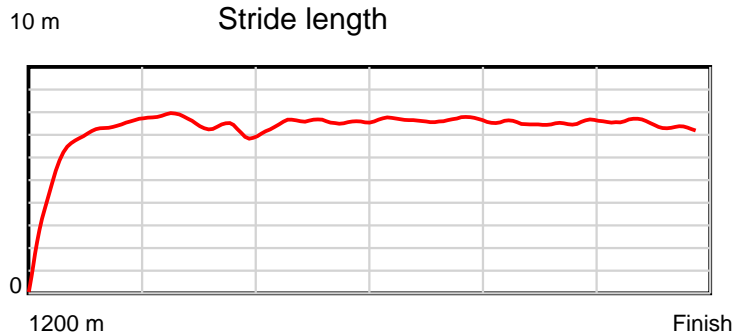
Disclaimer.

Tasracing Pty Ltd and Thoroughbred Ratings Pty Ltd accepts no responsibility for the completeness or accuracy of any of the information contained herein, and makes no representations about its suitability for any particular purpose. Users should make their own judgements about those matters and/or seek independent advice. You assume all risks associated with use of the data provided on this page.

Race Results

January 29, 2014, Race 1, MDN-SW, Distance 1200m, Mowbray - Offset 5m

Result	TAB no.	Horse (Barrier)	1200 to	1000m to	800m to	600m to	400m to	200m to	Total or	Margin
11th	8	March Hope (2)	1000m	800m	600m	400m	200m	WP	Average	
		Position in running (margin)	-	1(0.0)	5(2.0)	4(2.3)	6(3.9)	7(6.4)		8.00
		Sectional time (s)	14.24	11.65	11.79	11.59	11.89	12.20		
		Cumulative time (s)	73.36	59.12	47.47	35.68	24.09	12.20	1:13.36	
		Speed (m/s)	14.05	17.17	16.96	17.26	16.82	16.39	16.36	
		Stride length (m)	5.79	7.48	7.53	7.74	7.45	7.41	7.16	
		Stride duration (s)	0.403	0.436	0.444	0.448	0.443	0.452	0.438	
		Stride efficiency (%)	52.43	87.41	88.68	93.56	86.83	85.77	80.20	
		Stride count	34.53	26.74	26.55	25.85	26.83	27.00	167.50	



Note: Horizontal distance axis grid lines are 200m furlongs.

Disclaimer.

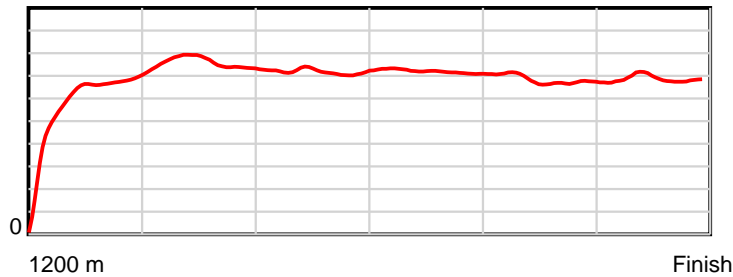
Tasracing Pty Ltd and Thoroughbred Ratings Pty Ltd accepts no responsibility for the completeness or accuracy of any of the information contained herein, and makes no representations about its suitability for any particular purpose. Users should make their own judgements about those matters and/or seek independent advice. You assume all risks associated with use of the data provided on this page.

Race Results

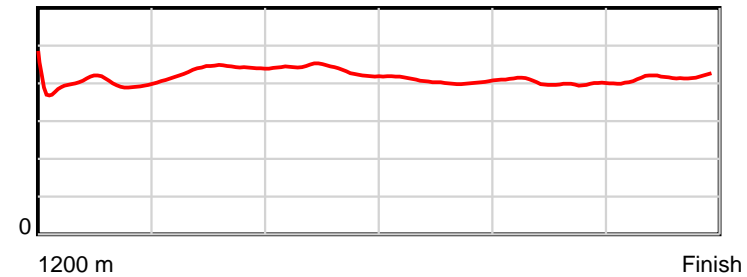
January 29, 2014, Race 1, MDN-SW, Distance 1200m, Mowbray - Offset 5m

Result	TAB no.	Horse (Barrier)	1200 to	1000m to	800m to	600m to	400m to	200m to	Total or	Margin
12th	11	Gee Gees Dutch... (11)	1000m	800m	600m	400m	200m	WP	Average	
		Position in running (margin)	-	10(5.3)	10(5.6)	11(8.0)	11(6.5)	12(9.1)		8.50
		Sectional time (s)	15.06	11.38	12.14	11.08	11.91	11.89		
		Cumulative time (s)	73.45	58.39	47.01	34.88	23.80	11.89	1:13.45	
		Speed (m/s)	13.28	17.57	16.47	18.05	16.79	16.82	16.34	
		Stride length (m)	5.40	7.67	7.19	7.33	6.75	6.98	6.80	
		Stride duration (s)	0.402	0.436	0.436	0.406	0.402	0.415	0.416	
		Stride efficiency (%)	45.52	91.86	80.79	84.02	71.25	76.04	72.20	
		Stride count	37.06	26.09	27.82	27.28	29.62	28.67	176.54	

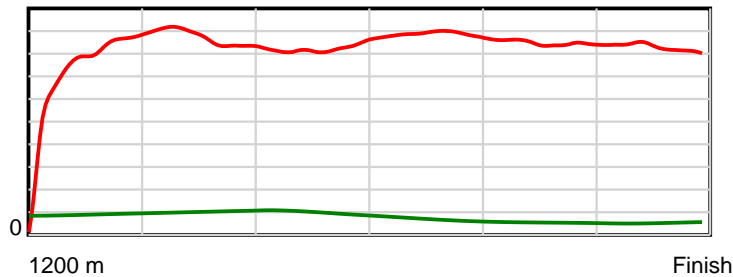
10 m Stride length



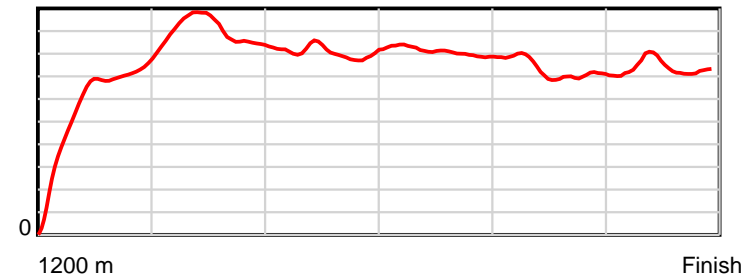
0.6 s Stride duration



20 m/sec Speed



100 % Stride efficiency



Note: Horizontal distance axis grid lines are 200m furlongs.

Disclaimer.

Tasracing Pty Ltd and Thoroughbred Ratings Pty Ltd accepts no responsibility for the completeness or accuracy of any of the information contained herein, and makes no representations about its suitability for any particular purpose. Users should make their own judgements about those matters and/or seek independent advice. You assume all risks associated with use of the data provided on this page.