



Race Results

Tasmanian Turf Club, Launceston, January 29, 2014

Compilation date: January 30, 2014, 12:58:13 PM (EST)

Copyright © 2014 Tasracing Pty Ltd. All rights reserved.

Trademarks.

StrideMASTER is a registered trademark of Thoroughbred Ratings Pty Ltd.

Disclaimer.

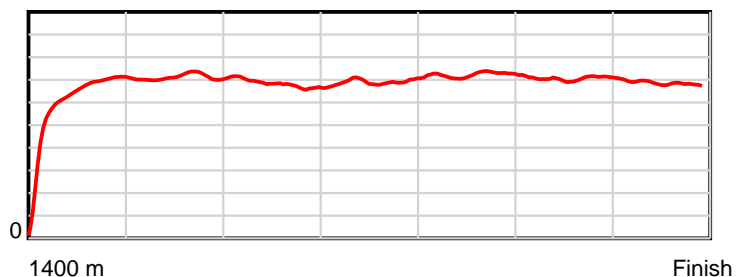
Tasracing Pty Ltd and Thoroughbred Ratings Pty Ltd accepts no responsibility for the completeness or accuracy of any of the information contained herein, and makes no representations about its suitability for any particular purpose. Users should make their own judgements about those matters and/or seek independent advice. You assume all risks associated with use of the data provided on this page.

Race Results

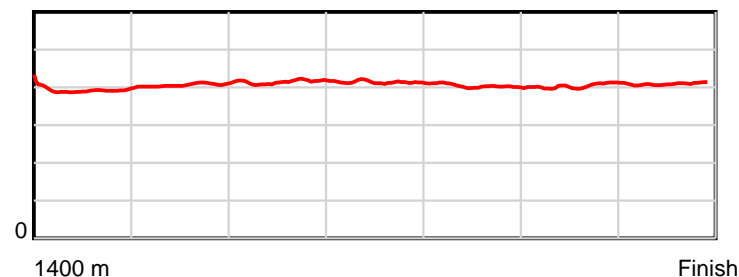
January 29, 2014, Race 2, MDN-SW, Distance 1400m, Mowbray - Offset 5m

Result	TAB no.	Horse (Barrier)	1400 to	1200m to	1000m to	800m to	600m to	400m to	200m to	Total or	Margin
1st	8	Mensa Magic (3)	1200m	1000m	800m	600m	400m	200m	WP	Average	
		Position in running (margin)	-	9(3.6)	7(3.2)	6(2.6)	7(4.0)	7(2.3)	4(2.1)		0.00
		Sectional time (s)	15.13	11.10	12.25	12.12	11.09	11.76	11.85		
		Cumulative time (s)	85.31	70.18	59.07	46.82	34.70	23.61	11.85	1:25.31	
		Speed (m/s)	13.22	18.02	16.33	16.50	18.03	17.01	16.88	16.41	
		Stride length (m)	5.43	7.30	6.75	6.80	7.29	6.84	6.91	6.70	
		Stride duration (s)	0.395	0.405	0.414	0.412	0.404	0.402	0.409	0.408	
		Stride efficiency (%)	46.05	83.35	71.28	72.35	82.96	73.18	74.56	70.22	
		Stride count	36.84	27.39	29.61	29.39	27.45	29.22	28.95	208.85	

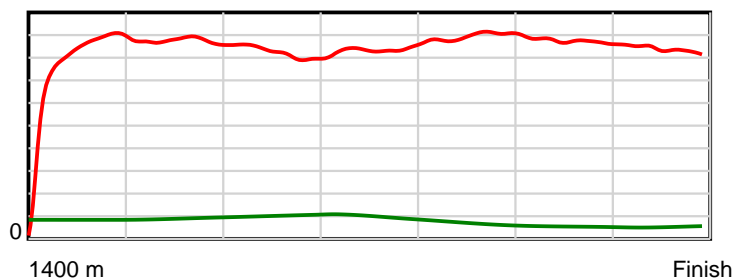
10 m Stride length



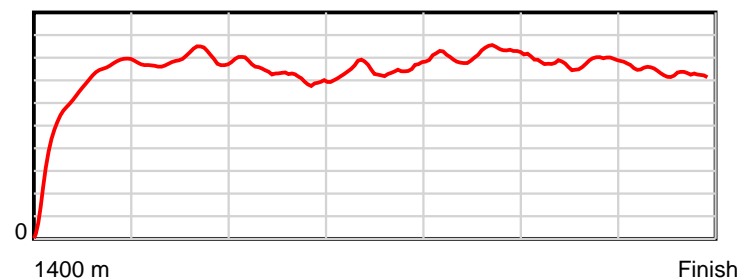
0.6 s Stride duration



20 m/sec Speed



100 % Stride efficiency



Note: Horizontal distance axis grid lines are 200m furlongs.

Disclaimer.

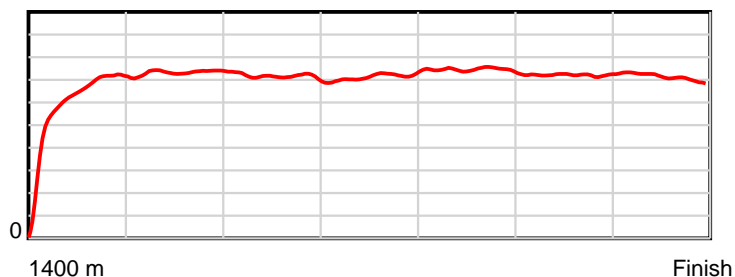
Tasracing Pty Ltd and Thoroughbred Ratings Pty Ltd accepts no responsibility for the completeness or accuracy of any of the information contained herein, and makes no representations about its suitability for any particular purpose. Users should make their own judgements about those matters and/or seek independent advice. You assume all risks associated with use of the data provided on this page.

Race Results

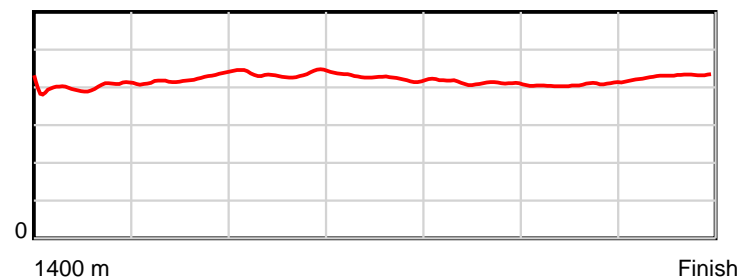
January 29, 2014, Race 2, MDN-SW, Distance 1400m, Mowbray - Offset 5m

Result	TAB no.	Horse (Barrier)	1400 to	1200m to	1000m to	800m to	600m to	400m to	200m to	Total or	Margin
2nd	9	West Cardiff (13)	1200m	1000m	800m	600m	400m	200m	WP	Average	
		Position in running (margin)	-	10(3.8)	10(5.0)	12(4.8)	11(4.9)	9(2.6)	1(0.0)		0.30
		Sectional time (s)	15.19	11.36	12.33	11.90	10.99	11.36	12.23		
		Cumulative time (s)	85.36	70.17	58.81	46.48	34.58	23.59	12.23	1:25.36	
		Speed (m/s)	13.16	17.61	16.22	16.81	18.20	17.61	16.35	16.40	
		Stride length (m)	5.56	7.44	7.07	7.15	7.51	7.15	7.03	6.92	
		Stride duration (s)	0.403	0.422	0.436	0.425	0.413	0.406	0.430	0.422	
		Stride efficiency (%)	48.28	86.40	78.14	79.84	88.23	79.83	77.27	74.93	
		Stride count	35.98	26.90	28.28	27.98	26.62	27.98	28.44	202.18	

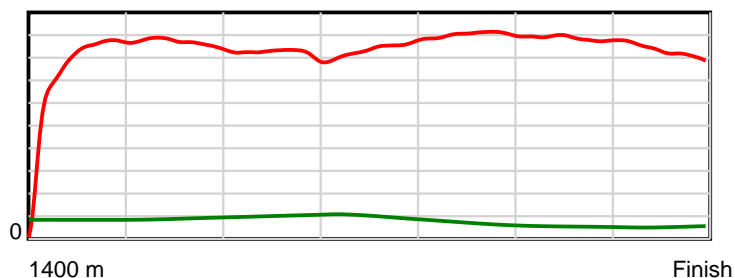
10 m Stride length



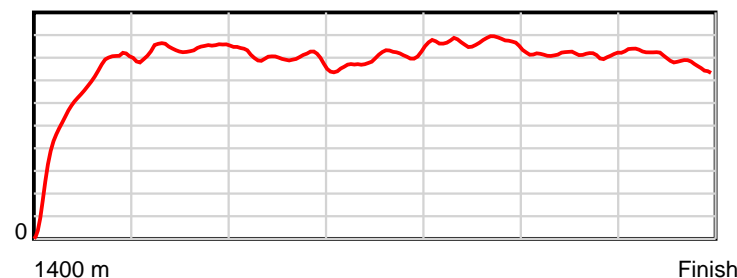
0.6 s Stride duration



20 m/sec Speed



100 % Stride efficiency



Note: Horizontal distance axis grid lines are 200m furlongs.

Disclaimer.

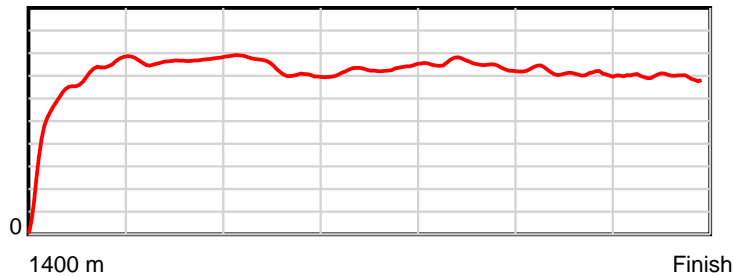
Tasracing Pty Ltd and Thoroughbred Ratings Pty Ltd accepts no responsibility for the completeness or accuracy of any of the information contained herein, and makes no representations about its suitability for any particular purpose. Users should make their own judgements about those matters and/or seek independent advice. You assume all risks associated with use of the data provided on this page.

Race Results

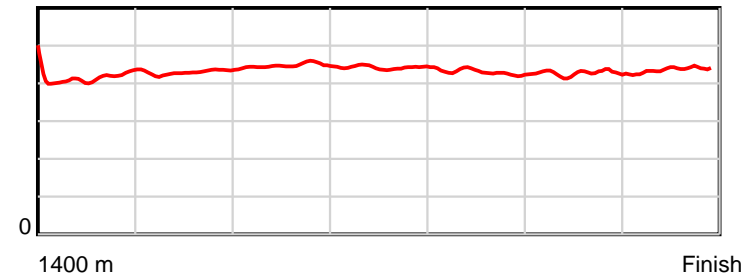
January 29, 2014, Race 2, MDN-SW, Distance 1400m, Mowbray - Offset 5m

Result	TAB no.	Horse (Barrier)	1400 to	1200m to	1000m to	800m to	600m to	400m to	200m to	Total or	Margin
3rd	6	Chips (4)	1200m	1000m	800m	600m	400m	200m	WP	Average	
		Position in running (margin)	-	2(1.2)	1(0.0)	1(0.0)	1(0.0)	1(0.0)	2(0.3)		0.80
		Sectional time (s)	14.50	10.97	12.36	11.88	11.37	11.85	12.53		
		Cumulative time (s)	85.46	70.96	59.99	47.63	35.75	24.38	12.53	1:25.45	
		Speed (m/s)	13.80	18.23	16.18	16.84	17.59	16.88	15.96	16.38	
		Stride length (m)	5.94	7.81	7.24	7.40	7.56	7.19	6.95	7.11	
		Stride duration (s)	0.423	0.428	0.448	0.440	0.430	0.426	0.436	0.434	
		Stride efficiency (%)	55.13	95.32	81.96	85.64	89.41	80.78	75.58	78.97	
		Stride count	33.67	25.61	27.62	27.02	26.44	27.82	28.76	196.94	

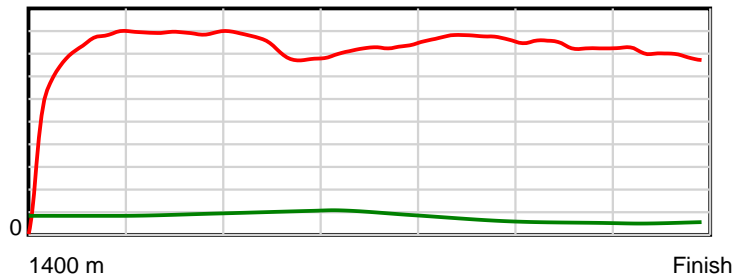
10 m Stride length



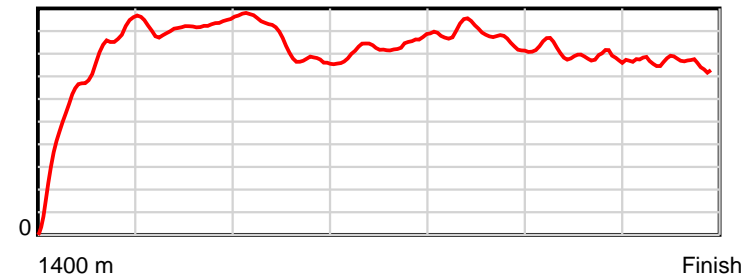
0.6 s Stride duration



20 m/sec Speed



100 % Stride efficiency



Note: Horizontal distance axis grid lines are 200m furlongs.

Disclaimer.

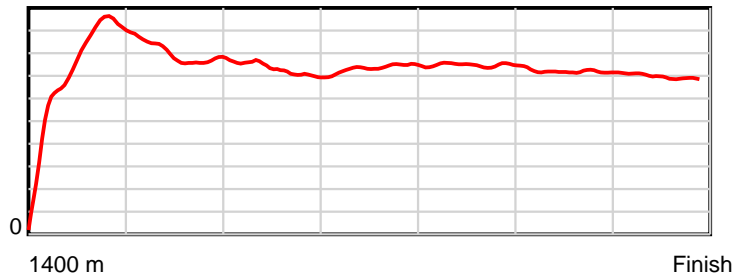
Tasracing Pty Ltd and Thoroughbred Ratings Pty Ltd accepts no responsibility for the completeness or accuracy of any of the information contained herein, and makes no representations about its suitability for any particular purpose. Users should make their own judgements about those matters and/or seek independent advice. You assume all risks associated with use of the data provided on this page.

Race Results

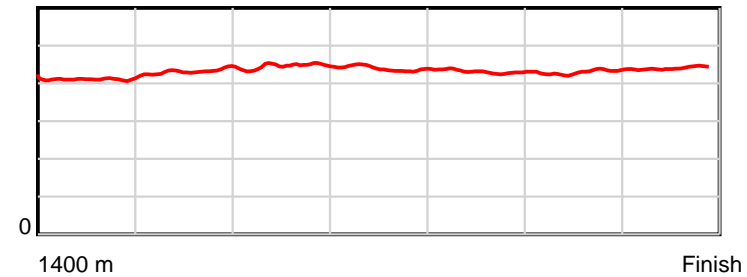
January 29, 2014, Race 2, MDN-SW, Distance 1400m, Mowbray - Offset 5m

Result	TAB no.	Horse (Barrier)	1400 to	1200m to	1000m to	800m to	600m to	400m to	200m to	Total or	Margin
4th	4	Master Alfred (5)	1200m	1000m	800m	600m	400m	200m	WP	Average	
		Position in running (margin)	-	1(0.0)	2(0.8)	3(1.0)	2(0.5)	2(0.3)	3(1.2)		1.00
		Sectional time (s)	14.32	11.30	12.39	11.81	11.33	11.95	12.39		
		Cumulative time (s)	85.49	71.17	59.87	47.48	35.67	24.34	12.39	1:25.48	
		Speed (m/s)	13.96	17.70	16.14	16.93	17.65	16.74	16.14	16.38	
		Stride length (m)	5.80	7.64	7.17	7.44	7.61	7.19	7.10	7.08	
		Stride duration (s)	0.408	0.432	0.445	0.439	0.431	0.429	0.440	0.432	
		Stride efficiency (%)	52.55	91.22	80.41	86.53	90.41	80.70	78.79	78.35	
		Stride count	34.49	26.18	27.88	26.88	26.29	27.83	28.17	197.72	

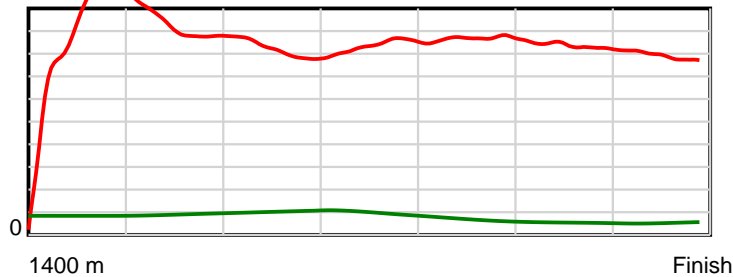
10 m Stride length



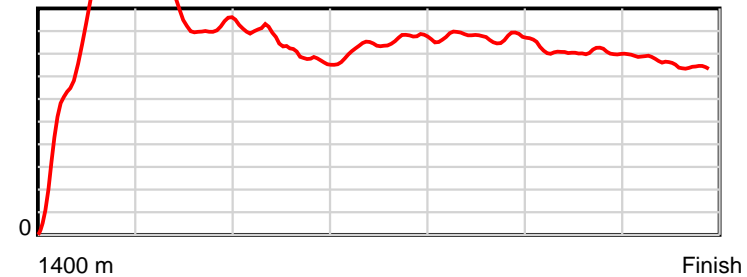
0.6 s Stride duration



20 m/sec Speed



100 % Stride efficiency



Note: Horizontal distance axis grid lines are 200m furlongs.

Disclaimer.

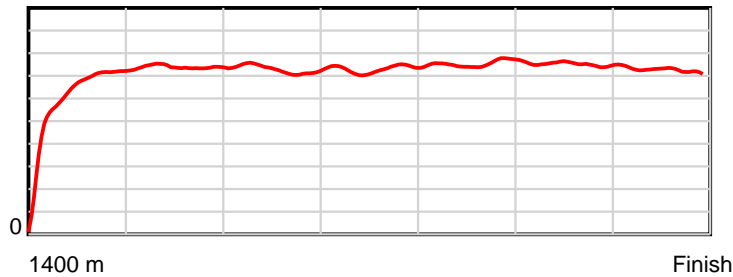
Tasracing Pty Ltd and Thoroughbred Ratings Pty Ltd accepts no responsibility for the completeness or accuracy of any of the information contained herein, and makes no representations about its suitability for any particular purpose. Users should make their own judgements about those matters and/or seek independent advice. You assume all risks associated with use of the data provided on this page.

Race Results

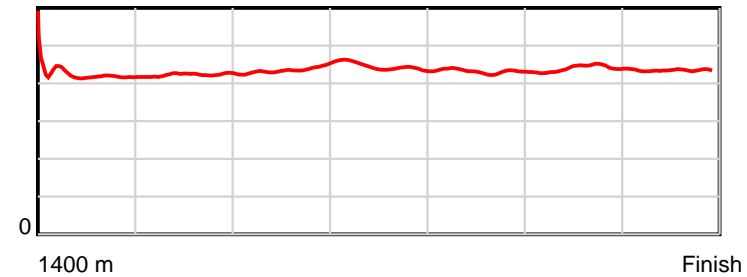
January 29, 2014, Race 2, MDN-SW, Distance 1400m, Mowbray - Offset 5m

Result	TAB no.	Horse (Barrier)	1400 to	1200m to	1000m to	800m to	600m to	400m to	200m to	Total or	Margin
5th	14	Billemma (10)	1200m	1000m	800m	600m	400m	200m	WP	Average	
		Position in running (margin)	-	14(6.0)	11(5.6)	9(3.6)	10(4.6)	10(3.8)	9(4.0)		2.50
		Sectional time (s)	15.61	11.10	12.02	12.06	11.24	11.82	11.92		
		Cumulative time (s)	85.77	70.16	59.06	47.04	34.98	23.74	11.92	1:25.76	
		Speed (m/s)	12.81	18.02	16.64	16.58	17.79	16.92	16.78	16.32	
		Stride length (m)	5.68	7.62	7.23	7.37	7.69	7.42	7.28	7.12	
		Stride duration (s)	0.424	0.423	0.435	0.445	0.432	0.439	0.434	0.436	
		Stride efficiency (%)	50.38	90.66	81.79	84.97	92.52	86.10	82.85	79.21	
		Stride count	35.22	26.26	27.64	27.12	25.99	26.94	27.47	196.64	

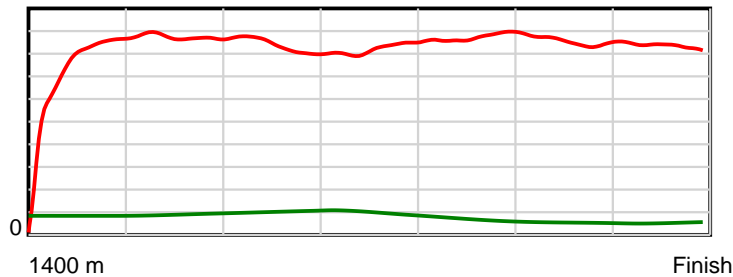
10 m Stride length



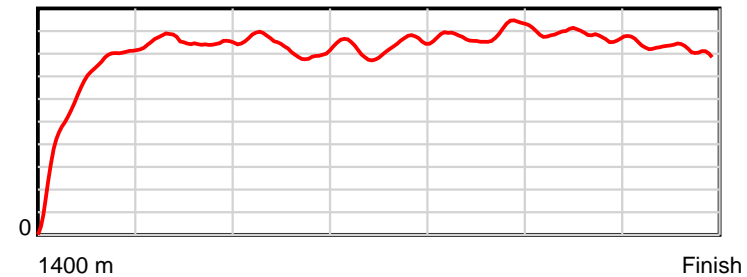
0.6 s Stride duration



20 m/sec Speed



100 % Stride efficiency



Note: Horizontal distance axis grid lines are 200m furlongs.

Disclaimer.

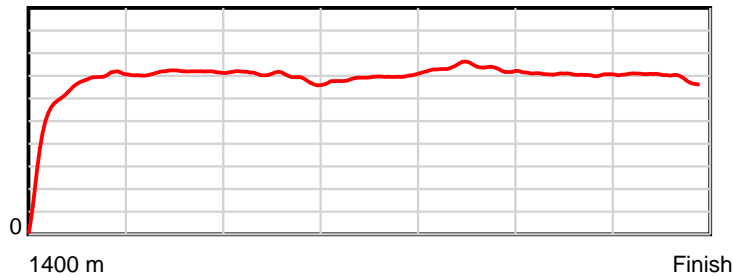
Tasracing Pty Ltd and Thoroughbred Ratings Pty Ltd accepts no responsibility for the completeness or accuracy of any of the information contained herein, and makes no representations about its suitability for any particular purpose. Users should make their own judgements about those matters and/or seek independent advice. You assume all risks associated with use of the data provided on this page.

Race Results

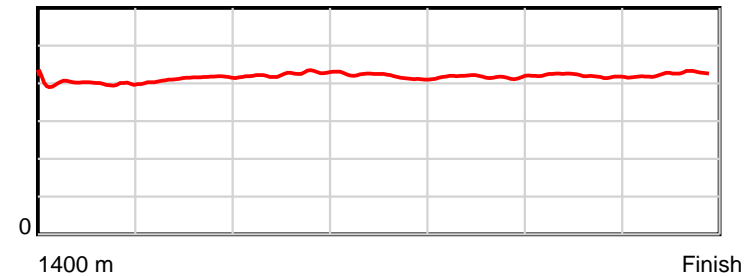
January 29, 2014, Race 2, MDN-SW, Distance 1400m, Mowbray - Offset 5m

Result	TAB no.	Horse (Barrier)	1400 to	1200m to	1000m to	800m to	600m to	400m to	200m to	Total or	Margin
6th	7	Geegee's Clang (2)	1200m	1000m	800m	600m	400m	200m	WP	Average	
		Position in running (margin)	-	8(3.0)	5(2.7)	8(3.4)	6(3.5)	8(2.4)	7(3.1)		2.70
		Sectional time (s)	15.09	11.11	12.47	11.91	11.18	11.90	12.14		
		Cumulative time (s)	85.81	70.72	59.61	47.14	35.22	24.04	12.14	1:25.81	
		Speed (m/s)	13.26	18.00	16.04	16.79	17.89	16.81	16.47	16.32	
		Stride length (m)	5.59	7.41	6.80	7.04	7.47	7.06	6.97	6.85	
		Stride duration (s)	0.403	0.412	0.424	0.420	0.418	0.420	0.423	0.420	
		Stride efficiency (%)	48.91	85.79	72.23	77.51	87.15	77.80	75.92	73.33	
		Stride count	35.75	26.99	29.42	28.40	26.78	28.34	28.69	204.37	

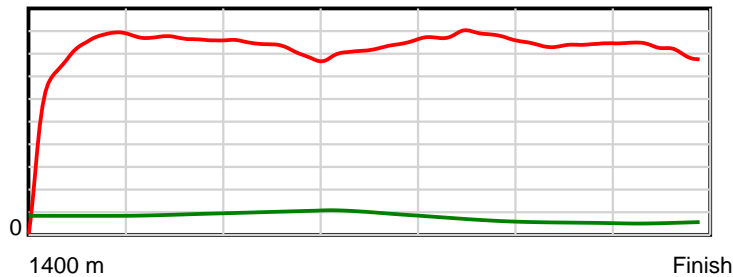
10 m Stride length



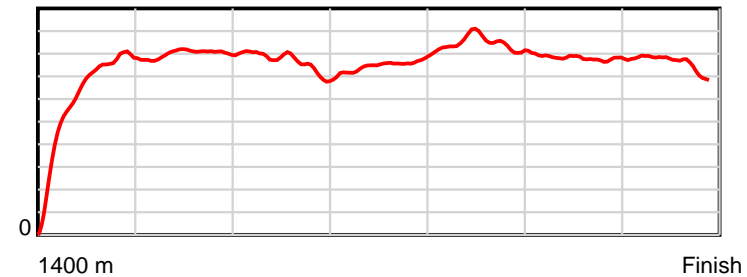
0.6 s Stride duration



20 m/sec Speed



100 % Stride efficiency



Note: Horizontal distance axis grid lines are 200m furlongs.

Disclaimer.

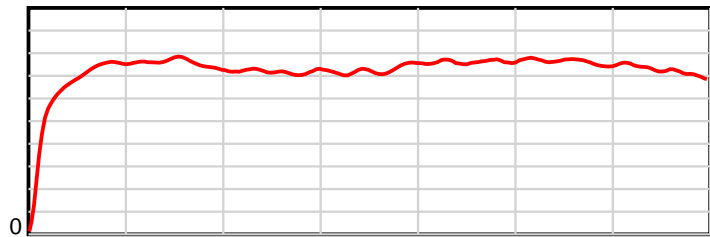
Tasracing Pty Ltd and Thoroughbred Ratings Pty Ltd accepts no responsibility for the completeness or accuracy of any of the information contained herein, and makes no representations about its suitability for any particular purpose. Users should make their own judgements about those matters and/or seek independent advice. You assume all risks associated with use of the data provided on this page.

Race Results

January 29, 2014, Race 2, MDN-SW, Distance 1400m, Mowbray - Offset 5m

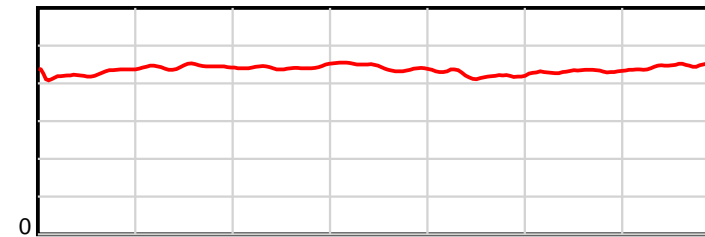
Result	TAB no.	Horse (Barrier)	1400 to	1200m to	1000m to	800m to	600m to	400m to	200m to	Total or	Margin
7th	5	Bachelor's Lif... (14)	1200m	1000m	800m	600m	400m	200m	WP	Average	
		Position in running (margin)	-	12(4.4)	14(6.8)	14(7.2)	14(7.7)	13(4.9)	8(3.8)		3.20
		Sectional time (s)	14.99	11.57	12.42	11.97	10.91	11.60	12.43		
		Cumulative time (s)	85.90	70.91	59.34	46.92	34.95	24.03	12.43	1:25.90	
		Speed (m/s)	13.34	17.29	16.10	16.71	18.33	17.24	16.09	16.30	
		Stride length (m)	5.78	7.67	7.13	7.41	7.73	7.43	7.16	7.13	
		Stride duration (s)	0.423	0.444	0.443	0.443	0.422	0.431	0.445	0.437	
		Stride efficiency (%)	52.22	91.94	79.36	85.74	93.31	86.35	80.18	79.37	
		Stride count	34.60	26.07	28.07	27.00	25.88	26.90	27.92	196.44	

10 m Stride length



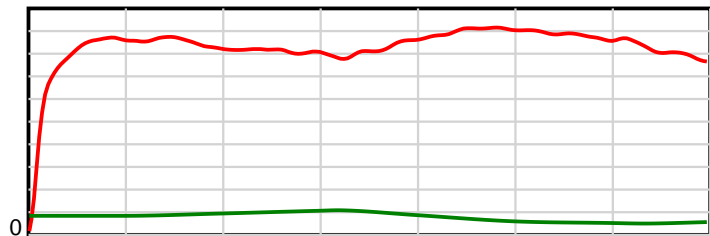
1400 m Finish

0.6 s Stride duration



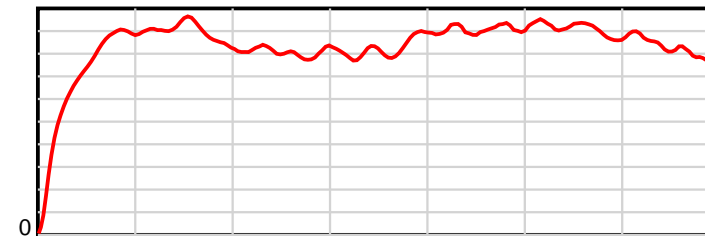
1400 m Finish

20 m/sec Speed



1400 m Finish

100 % Stride efficiency



1400 m Finish

Note: Horizontal distance axis grid lines are 200m furlongs.

Disclaimer.

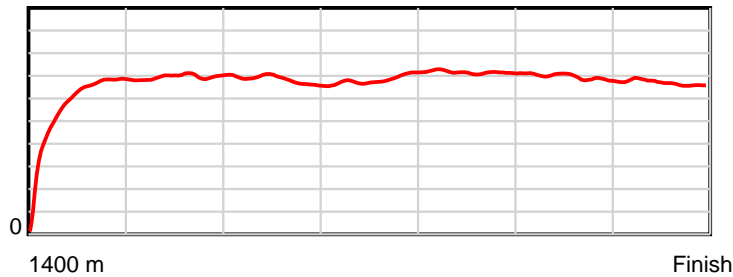
Tasracing Pty Ltd and Thoroughbred Ratings Pty Ltd accepts no responsibility for the completeness or accuracy of any of the information contained herein, and makes no representations about its suitability for any particular purpose. Users should make their own judgements about those matters and/or seek independent advice. You assume all risks associated with use of the data provided on this page.

Race Results

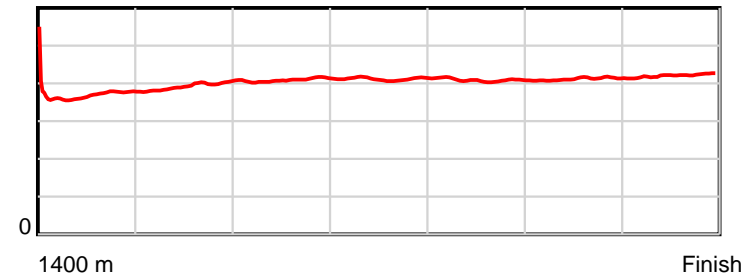
January 29, 2014, Race 2, MDN-SW, Distance 1400m, Mowbray - Offset 5m

Result	TAB no.	Horse (Barrier)	1400 to	1200m to	1000m to	800m to	600m to	400m to	200m to	Total or	Margin
8th	10	Lady Spencer (8)	1200m	1000m	800m	600m	400m	200m	WP	Average	
		Position in running (margin)	-	4(2.5)	6(2.8)	4(2.2)	4(1.6)	3(0.8)	5(2.1)		3.40
		Sectional time (s)	14.78	11.21	12.27	11.78	11.24	12.01	12.65		
		Cumulative time (s)	85.94	71.16	59.94	47.67	35.89	24.65	12.65	1:25.94	
		Speed (m/s)	13.54	17.84	16.30	16.98	17.79	16.65	15.81	16.29	
		Stride length (m)	5.20	7.01	6.66	6.99	7.28	6.85	6.65	6.59	
		Stride duration (s)	0.376	0.393	0.409	0.412	0.409	0.411	0.421	0.405	
		Stride efficiency (%)	42.24	76.78	69.40	76.29	82.80	73.29	69.20	67.91	
		Stride count	38.47	28.53	30.01	28.62	27.48	29.20	30.06	212.37	

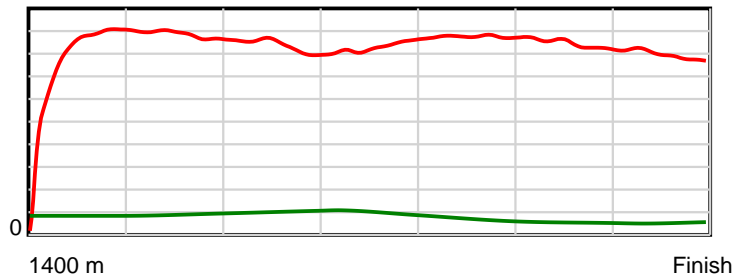
10 m Stride length



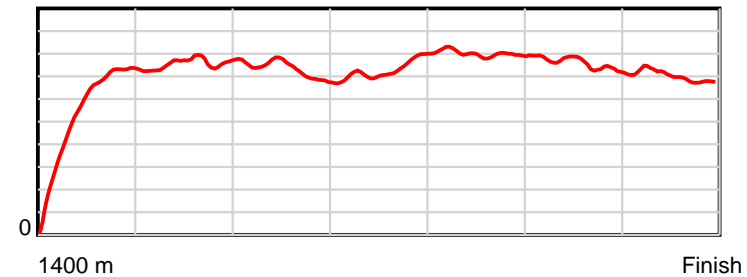
0.6 s Stride duration



20 m/sec Speed



100 % Stride efficiency



Note: Horizontal distance axis grid lines are 200m furlongs.

Disclaimer.

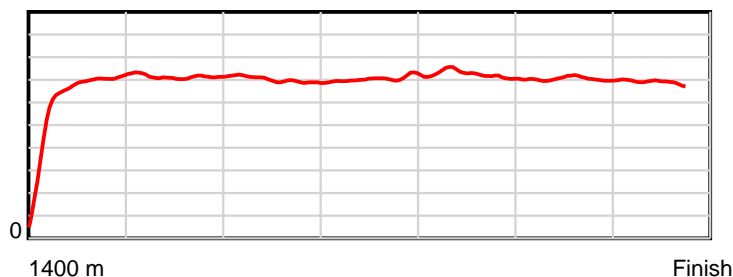
Tasracing Pty Ltd and Thoroughbred Ratings Pty Ltd accepts no responsibility for the completeness or accuracy of any of the information contained herein, and makes no representations about its suitability for any particular purpose. Users should make their own judgements about those matters and/or seek independent advice. You assume all risks associated with use of the data provided on this page.

Race Results

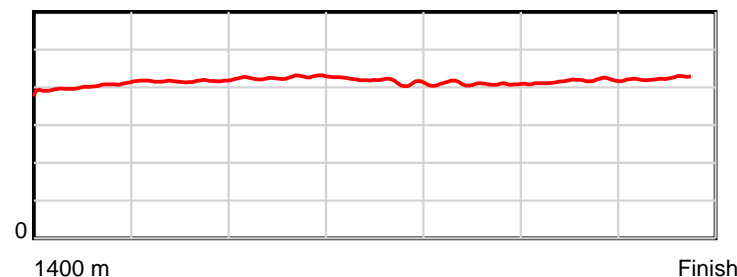
January 29, 2014, Race 2, MDN-SW, Distance 1400m, Mowbray - Offset 5m

Result	TAB no.	Horse (Barrier)	1400 to	1200m to	1000m to	800m to	600m to	400m to	200m to	Total or	Margin
9th	17	Neil's On Targ... (6)	1200m	1000m	800m	600m	400m	200m	WP	Average	
		Position in running (margin)	-	13(4.5)	12(5.7)	11(4.6)	12(5.3)	11(4.4)	11(4.5)		3.90
		Sectional time (s)	15.07	11.36	12.18	12.00	11.22	11.81	12.40		
		Cumulative time (s)	86.03	70.96	59.60	47.42	35.42	24.20	12.40	1:26.03	
		Speed (m/s)	13.27	17.61	16.42	16.67	17.83	16.93	16.13	16.27	
		Stride length (m)	5.33	7.30	6.94	7.03	7.31	6.98	6.84	6.75	
		Stride duration (s)	0.394	0.415	0.423	0.422	0.410	0.412	0.424	0.415	
		Stride efficiency (%)	44.33	83.31	75.29	77.16	83.40	76.17	73.06	71.14	
		Stride count	37.55	27.39	28.81	28.46	27.38	28.65	29.25	207.49	

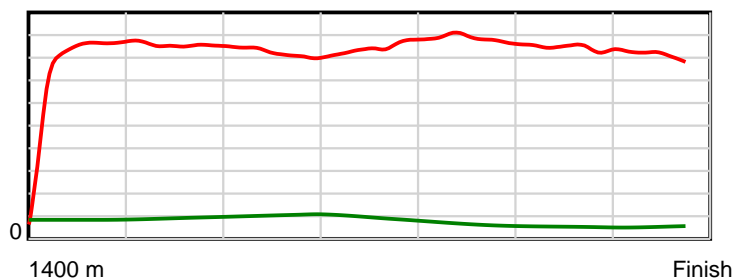
10 m Stride length



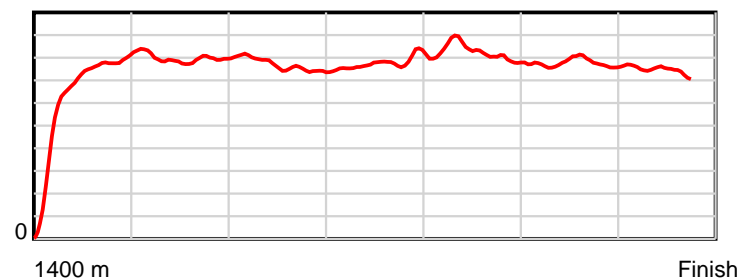
0.6 s Stride duration



20 m/sec Speed



100 % Stride efficiency



Note: Horizontal distance axis grid lines are 200m furlongs.

Disclaimer.

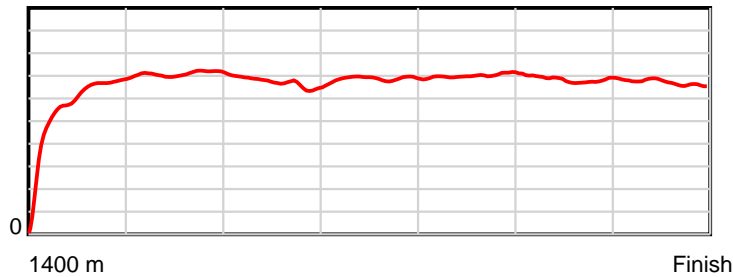
Tasracing Pty Ltd and Thoroughbred Ratings Pty Ltd accepts no responsibility for the completeness or accuracy of any of the information contained herein, and makes no representations about its suitability for any particular purpose. Users should make their own judgements about those matters and/or seek independent advice. You assume all risks associated with use of the data provided on this page.

Race Results

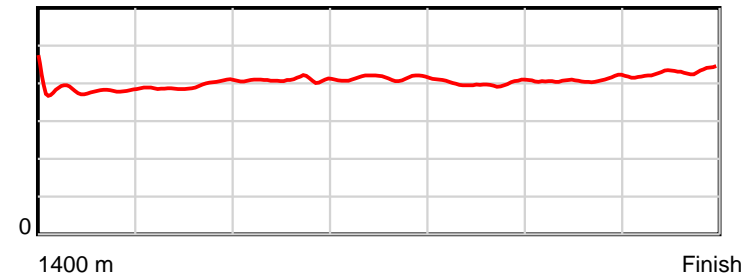
January 29, 2014, Race 2, MDN-SW, Distance 1400m, Mowbray - Offset 5m

Result	TAB no.	Horse (Barrier)	1400 to	1200m to	1000m to	800m to	600m to	400m to	200m to	Total or	Margin
10th	1	Crabby Ness (12)	1200m	1000m	800m	600m	400m	200m	WP	Average	
		Position in running (margin)	-	3(2.4)	4(2.3)	7(2.8)	5(3.0)	4(2.0)	6(2.5)		5.90
		Sectional time (s)	14.90	11.16	12.43	11.92	11.22	11.87	12.90		
		Cumulative time (s)	86.40	71.50	60.34	47.91	35.99	24.77	12.90	1:26.40	
		Speed (m/s)	13.42	17.92	16.09	16.78	17.83	16.85	15.50	16.20	
		Stride length (m)	5.33	7.06	6.58	6.95	7.14	6.87	6.68	6.60	
		Stride duration (s)	0.386	0.394	0.409	0.414	0.401	0.408	0.431	0.407	
		Stride efficiency (%)	44.33	77.98	67.68	75.49	79.76	73.76	69.67	68.10	
		Stride count	37.55	28.31	30.39	28.78	27.99	29.11	29.95	212.08	

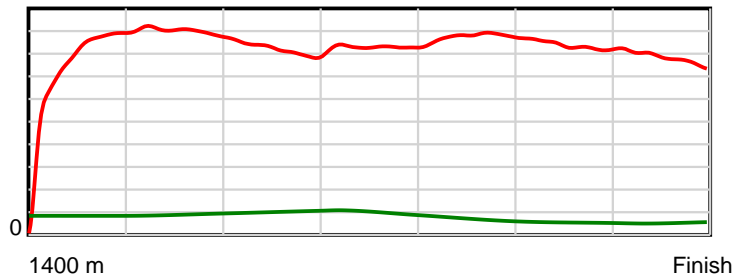
10 m Stride length



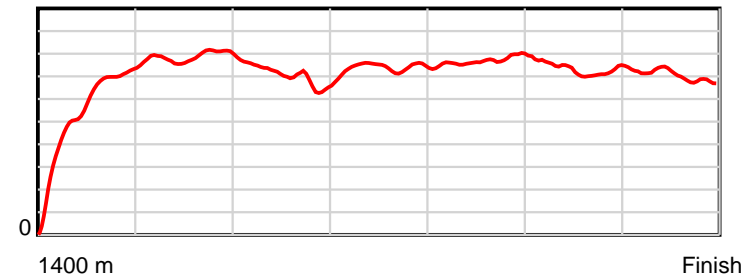
0.6 s Stride duration



20 m/sec Speed



100 % Stride efficiency



Note: Horizontal distance axis grid lines are 200m furlongs.

Disclaimer.

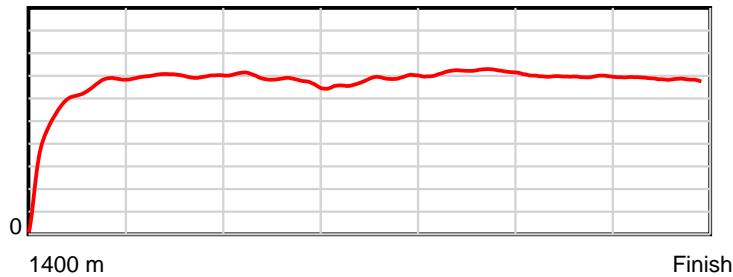
Tasracing Pty Ltd and Thoroughbred Ratings Pty Ltd accepts no responsibility for the completeness or accuracy of any of the information contained herein, and makes no representations about its suitability for any particular purpose. Users should make their own judgements about those matters and/or seek independent advice. You assume all risks associated with use of the data provided on this page.

Race Results

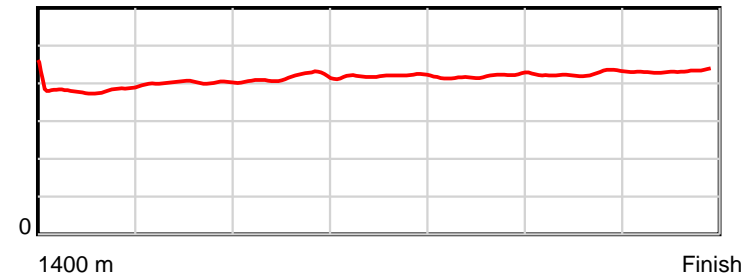
January 29, 2014, Race 2, MDN-SW, Distance 1400m, Mowbray - Offset 5m

Result	TAB no.	Horse (Barrier)	1400 to	1200m to	1000m to	800m to	600m to	400m to	200m to	Total or	Margin
11th	11	My Nett (1)	1200m	1000m	800m	600m	400m	200m	WP	Average	
		Position in running (margin)	-	6(2.6)	8(3.5)	5(2.3)	9(4.1)	12(4.6)	14(6.6)		7.70
		Sectional time (s)	14.87	11.32	12.15	12.19	11.45	12.13	12.62		
		Cumulative time (s)	86.74	71.87	60.54	48.39	36.20	24.75	12.62	1:26.73	
		Speed (m/s)	13.45	17.67	16.46	16.41	17.47	16.49	15.85	16.14	
		Stride length (m)	5.29	7.10	6.83	6.88	7.32	7.01	6.85	6.69	
		Stride duration (s)	0.383	0.402	0.415	0.420	0.419	0.425	0.432	0.414	
		Stride efficiency (%)	43.69	78.73	73.00	74.07	83.64	76.70	73.35	69.86	
		Stride count	37.82	28.18	29.26	29.05	27.34	28.55	29.19	209.39	

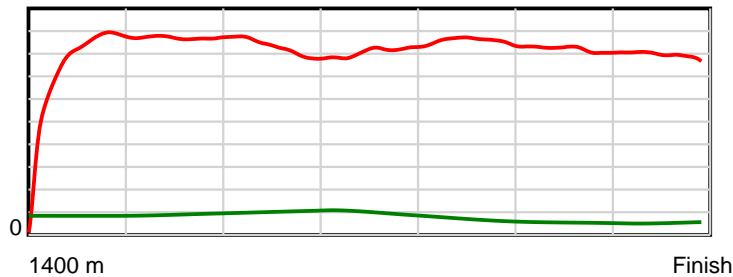
10 m Stride length



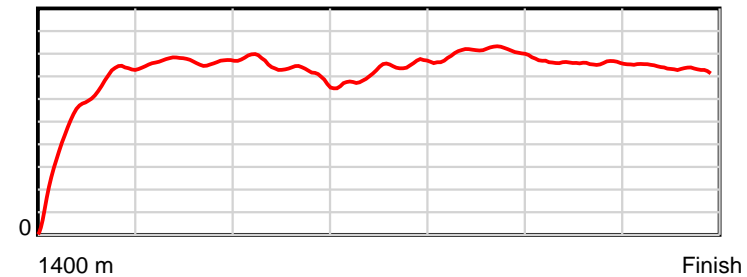
0.6 s Stride duration



20 m/sec Speed



100 % Stride efficiency



Note: Horizontal distance axis grid lines are 200m furlongs.

Disclaimer.

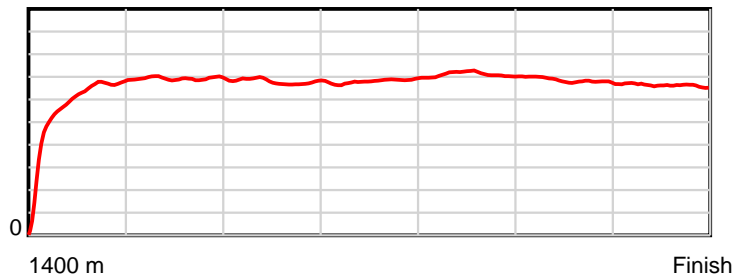
Tasracing Pty Ltd and Thoroughbred Ratings Pty Ltd accepts no responsibility for the completeness or accuracy of any of the information contained herein, and makes no representations about its suitability for any particular purpose. Users should make their own judgements about those matters and/or seek independent advice. You assume all risks associated with use of the data provided on this page.

Race Results

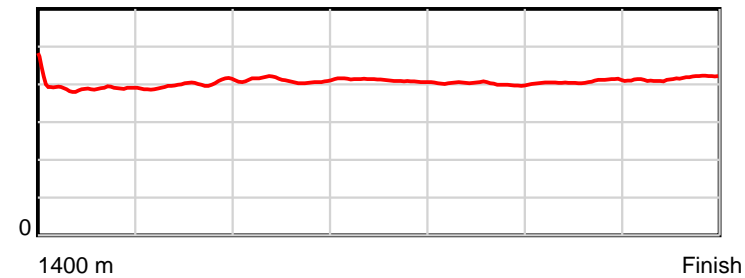
January 29, 2014, Race 2, MDN-SW, Distance 1400m, Mowbray - Offset 5m

Result	TAB no.	Horse (Barrier)	1400 to	1200m to	1000m to	800m to	600m to	400m to	200m to	Total or	Margin
12th	12	Oh Oh I Don't ... (11)	1200m	1000m	800m	600m	400m	200m	WP	Average	
		Position in running (margin)	-	11(4.2)	13(6.0)	13(6.2)	13(7.0)	14(5.6)	13(6.6)		8.50
		Sectional time (s)	15.27	11.46	12.40	12.02	11.14	11.95	12.65		
		Cumulative time (s)	86.89	71.62	60.16	47.76	35.75	24.61	12.65	1:26.89	
		Speed (m/s)	13.10	17.45	16.13	16.64	17.95	16.74	15.81	16.11	
		Stride length (m)	5.40	6.98	6.61	6.83	7.21	6.80	6.57	6.58	
		Stride duration (s)	0.398	0.400	0.410	0.411	0.401	0.406	0.416	0.408	
		Stride efficiency (%)	45.63	76.22	68.37	72.98	81.14	72.17	67.39	67.64	
		Stride count	37.01	28.64	30.24	29.26	27.76	29.43	30.46	212.80	

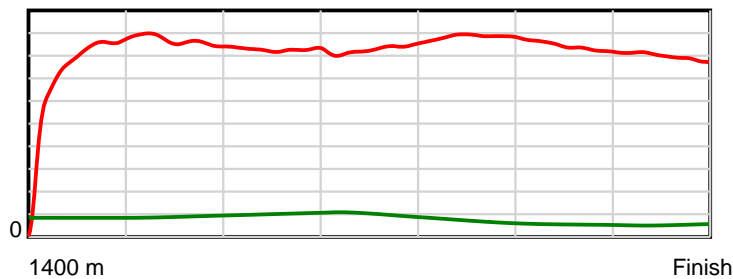
10 m Stride length



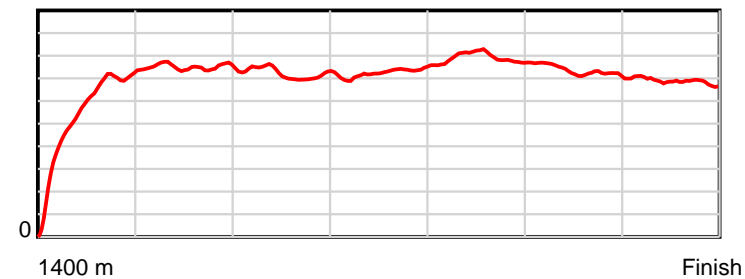
0.6 s Stride duration



20 m/sec Speed



100 % Stride efficiency



Note: Horizontal distance axis grid lines are 200m furlongs.

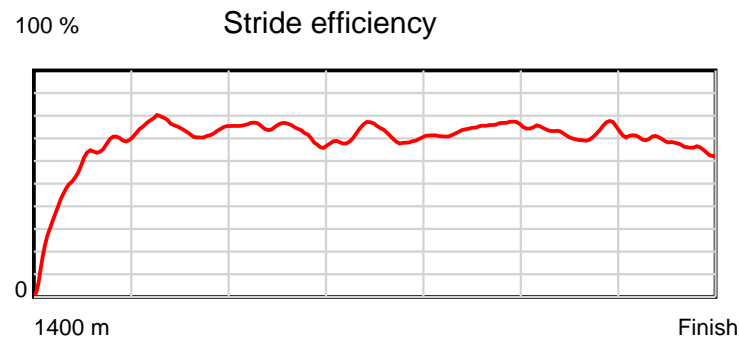
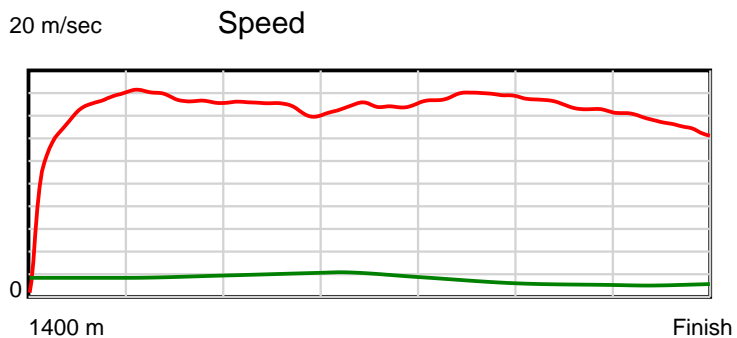
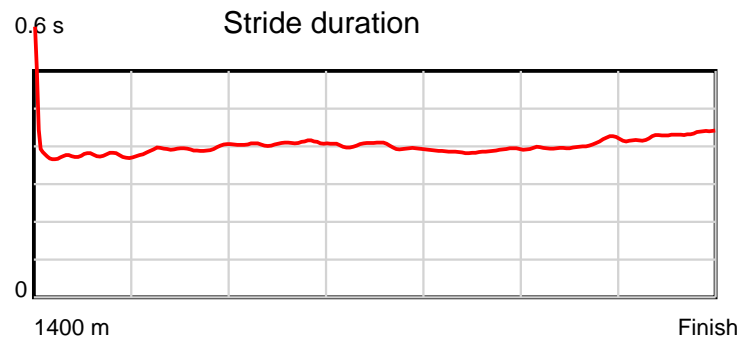
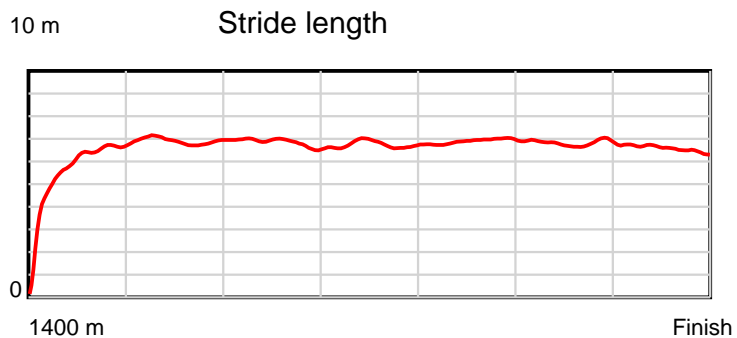
Disclaimer.

Tasracing Pty Ltd and Thoroughbred Ratings Pty Ltd accepts no responsibility for the completeness or accuracy of any of the information contained herein, and makes no representations about its suitability for any particular purpose. Users should make their own judgements about those matters and/or seek independent advice. You assume all risks associated with use of the data provided on this page.

Race Results

January 29, 2014, Race 2, MDN-SW, Distance 1400m, Mowbray - Offset 5m

Result	TAB no.	Horse (Barrier)	1400 to	1200m to	1000m to	800m to	600m to	400m to	200m to	Total or	Margin
13th	16	Alive (7)	1200m	1000m	800m	600m	400m	200m	WP	Average	
		Position in running (margin)	-	7(2.6)	9(4.0)	10(3.6)	8(4.0)	5(2.1)	10(4.2)		9.50
		Sectional time (s)	15.09	11.40	12.29	11.96	11.05	12.15	13.15		
		Cumulative time (s)	87.08	71.99	60.59	48.29	36.34	25.29	13.15	1:27.08	
		Speed (m/s)	13.25	17.54	16.27	16.72	18.10	16.46	15.21	16.08	
		Stride length (m)	5.48	6.89	6.63	6.68	7.02	6.65	6.56	6.52	
		Stride duration (s)	0.395	0.393	0.407	0.400	0.388	0.404	0.431	0.406	
		Stride efficiency (%)	46.85	74.25	68.61	69.81	76.98	69.11	67.31	66.46	
		Stride count	36.53	29.01	30.18	29.92	28.50	30.07	30.47	214.68	



Note: Horizontal distance axis grid lines are 200m furlongs.

Disclaimer.

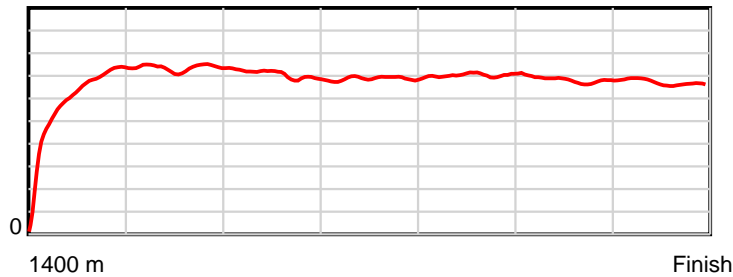
Tasracing Pty Ltd and Thoroughbred Ratings Pty Ltd accepts no responsibility for the completeness or accuracy of any of the information contained herein, and makes no representations about its suitability for any particular purpose. Users should make their own judgements about those matters and/or seek independent advice. You assume all risks associated with use of the data provided on this page.

Race Results

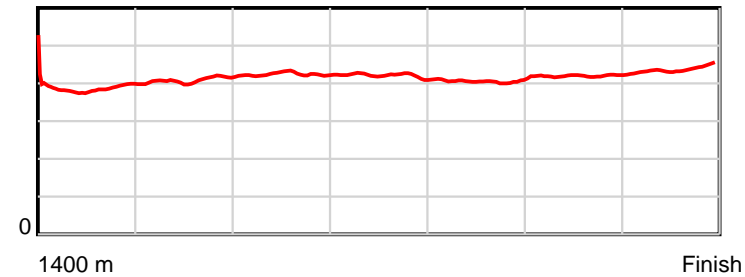
January 29, 2014, Race 2, MDN-SW, Distance 1400m, Mowbray - Offset 5m

Result	TAB no.	Horse (Barrier)	1400 to	1200m to	1000m to	800m to	600m to	400m to	200m to	Total or	Margin
14th	13	Tyrekicker (9)	1200m	1000m	800m	600m	400m	200m	WP	Average	
		Position in running (margin)	-	5(2.5)	3(1.3)	2(0.5)	3(1.6)	6(2.2)	12(5.3)		10.00
		Sectional time (s)	15.03	10.96	12.24	12.06	11.47	12.31	13.11		
		Cumulative time (s)	87.18	72.15	61.19	48.95	36.89	25.42	13.11	1:27.18	
		Speed (m/s)	13.31	18.25	16.34	16.58	17.44	16.25	15.26	16.06	
		Stride length (m)	5.37	7.46	6.93	6.97	7.07	6.81	6.69	6.69	
		Stride duration (s)	0.383	0.409	0.424	0.420	0.405	0.419	0.439	0.417	
		Stride efficiency (%)	45.10	86.87	74.94	75.95	78.10	72.57	69.94	70.01	
		Stride count	37.23	26.82	28.88	28.69	28.29	29.35	29.90	209.16	

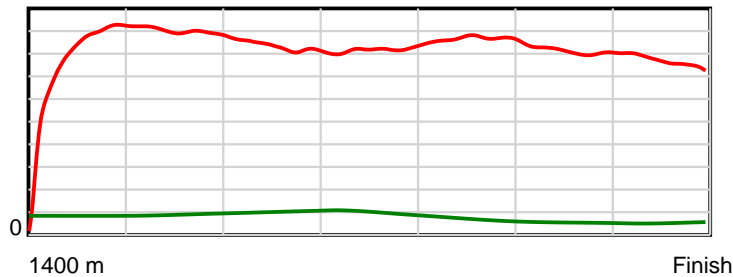
10 m Stride length



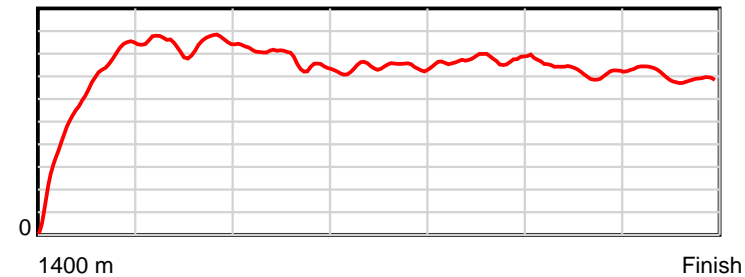
0.6 s Stride duration



20 m/sec Speed



100 % Stride efficiency



Note: Horizontal distance axis grid lines are 200m furlongs.

Disclaimer.

Tasracing Pty Ltd and Thoroughbred Ratings Pty Ltd accepts no responsibility for the completeness or accuracy of any of the information contained herein, and makes no representations about its suitability for any particular purpose. Users should make their own judgements about those matters and/or seek independent advice. You assume all risks associated with use of the data provided on this page.