



## Race Results

Tasmanian Turf Club, Launceston, January 29, 2014

Compilation date: January 30, 2014, 1:59:28 PM (EST)

Copyright © 2014 Tasracing Pty Ltd. All rights reserved.

### Trademarks.

StrideMASTER is a registered trademark of Thoroughbred Ratings Pty Ltd.

### Disclaimer.

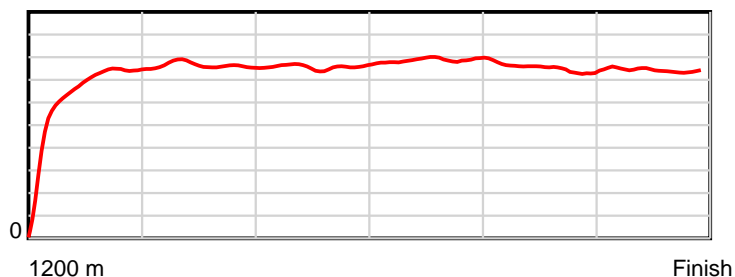
Tasracing Pty Ltd and Thoroughbred Ratings Pty Ltd accepts no responsibility for the completeness or accuracy of any of the information contained herein, and makes no representations about its suitability for any particular purpose. Users should make their own judgements about those matters and/or seek independent advice. You assume all risks associated with use of the data provided on this page.

# Race Results

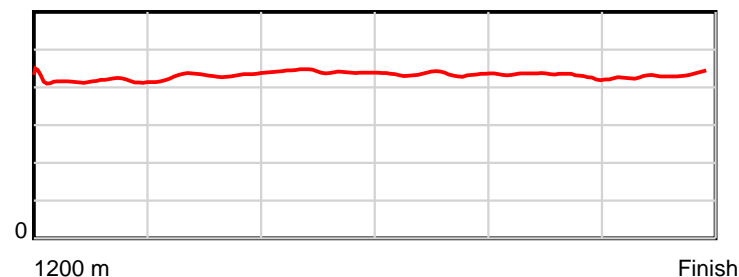
January 29, 2014, Race 8, CL1, Distance 1200m, Mowbray - Offset 5m

Result	TAB no.	Horse (Barrier)	1200 to	1000m to	800m to	600m to	400m to	200m to	Total or	Margin
1st	6	Sariana's Ques... (2)	1000m	800m	600m	400m	200m	WP	Average	
		Position in running (margin)	-	6(1.6)	5(2.7)	4(2.3)	4(0.8)	4(1.0)		0.00
		Sectional time (s)	14.47	11.19	11.56	10.89	11.55	11.58		
		Cumulative time (s)	71.24	56.77	45.58	34.02	23.14	11.58	1:11.23	
		Speed (m/s)	13.82	17.87	17.30	18.37	17.32	17.27	16.84	
		Stride length (m)	5.89	7.72	7.64	7.99	7.46	7.47	7.29	
		Stride duration (s)	0.418	0.432	0.441	0.435	0.431	0.432	0.433	
		Stride efficiency (%)	54.18	93.13	91.21	99.71	87.02	87.09	82.96	
		Stride count	33.97	25.91	26.18	25.04	26.80	26.79	164.69	

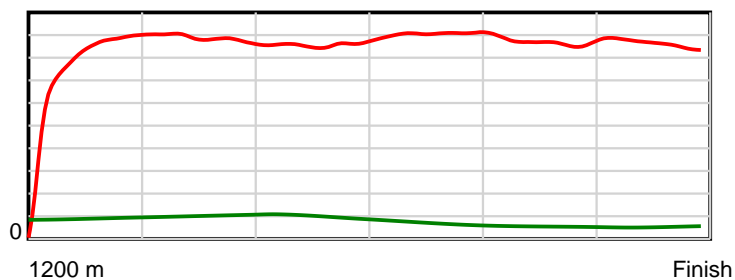
10 m Stride length



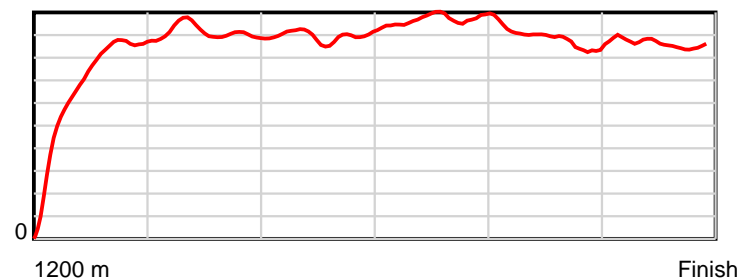
0.6 s Stride duration



20 m/sec Speed



100 % Stride efficiency



Note: Horizontal distance axis grid lines are 200m furlongs.

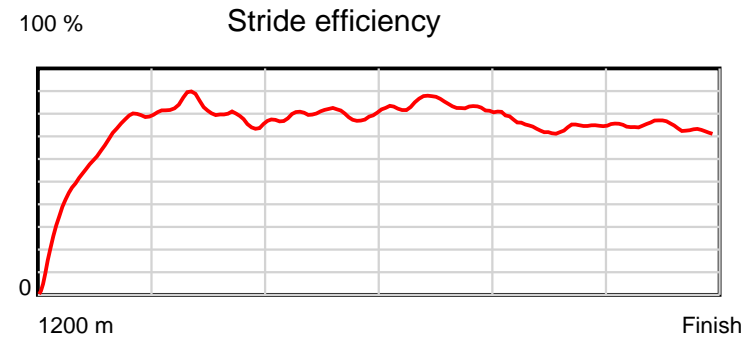
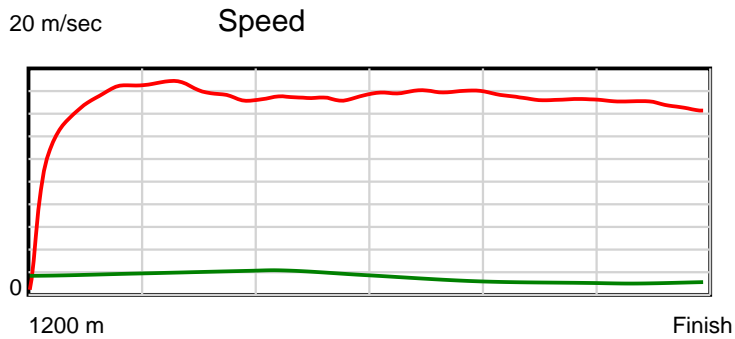
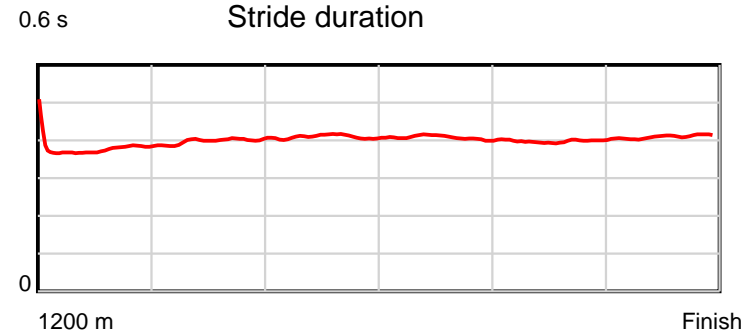
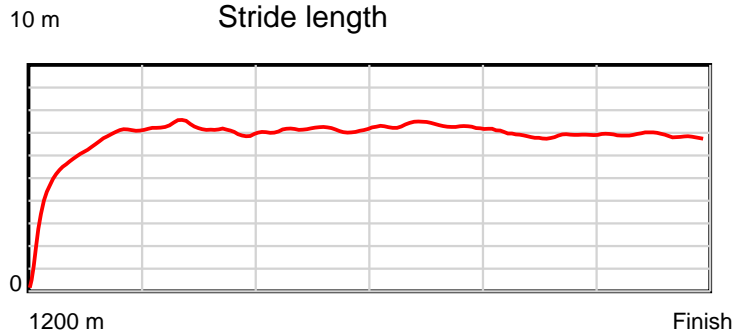
## Disclaimer.

Tasracing Pty Ltd and Thoroughbred Ratings Pty Ltd accepts no responsibility for the completeness or accuracy of any of the information contained herein, and makes no representations about its suitability for any particular purpose. Users should make their own judgements about those matters and/or seek independent advice. You assume all risks associated with use of the data provided on this page.

# Race Results

January 29, 2014, Race 8, CL1, Distance 1200m, Mowbray - Offset 5m

Result	TAB no.	Horse (Barrier)	1200 to	1000m to	800m to	600m to	400m to	200m to	Total or	Margin
2nd	10	<b>Stella Etoile (4)</b>	<b>1000m</b>	<b>800m</b>	<b>600m</b>	<b>400m</b>	<b>200m</b>	<b>WP</b>	<b>Average</b>	
		Position in running (margin)	-	2(0.6)	3(1.0)	3(1.0)	3(0.1)	2(0.3)		0.30
		Sectional time (s)	14.22	11.10	11.61	10.98	11.57	11.82		
		Cumulative time (s)	71.29	57.07	45.97	34.37	23.39	11.82	1:11.29	
		Speed (m/s)	14.06	18.02	17.23	18.21	17.29	16.92	16.83	
		Stride length (m)	5.54	7.17	7.04	7.40	6.87	6.92	6.77	
		Stride duration (s)	0.387	0.398	0.409	0.407	0.398	0.409	0.402	
		Stride efficiency (%)	47.99	80.39	77.55	85.65	73.83	74.93	71.53	
		Stride count	36.09	27.88	28.39	27.02	29.10	28.88	177.36	



Note: Horizontal distance axis grid lines are 200m furlongs.

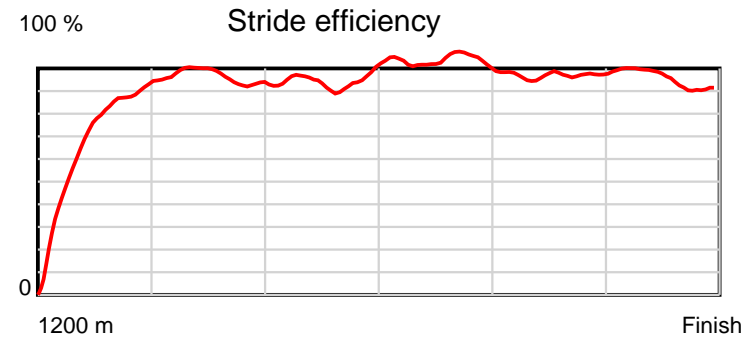
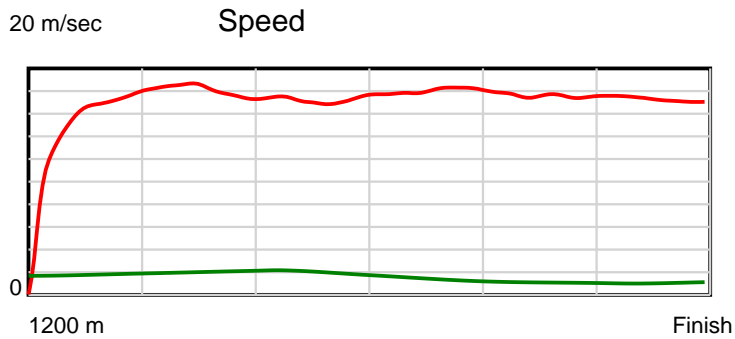
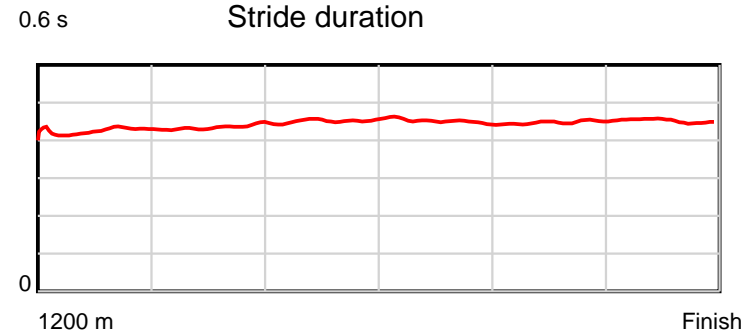
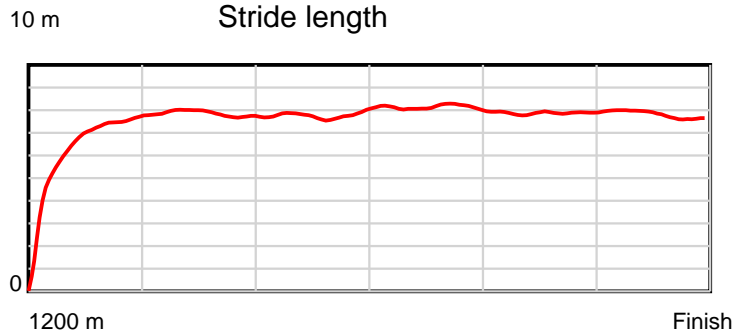
**Disclaimer.**

Tasracing Pty Ltd and Thoroughbred Ratings Pty Ltd accepts no responsibility for the completeness or accuracy of any of the information contained herein, and makes no representations about its suitability for any particular purpose. Users should make their own judgements about those matters and/or seek independent advice. You assume all risks associated with use of the data provided on this page.

# Race Results

January 29, 2014, Race 8, CL1, Distance 1200m, Mowbray - Offset 5m

Result	TAB no.	Horse (Barrier)	1200 to	1000m to	800m to	600m to	400m to	200m to	Total or	Margin
3rd	1	Wanaea (6)	1000m	800m	600m	400m	200m	WP	Average	
		Position in running (margin)	-	8(2.7)	8(4.1)	8(5.0)	8(3.1)	6(2.0)		0.50
		Sectional time (s)	14.55	11.25	11.75	10.83	11.33	11.61		
		Cumulative time (s)	71.33	56.78	45.53	33.78	22.94	11.61	1:11.32	
		Speed (m/s)	13.75	17.78	17.02	18.47	17.65	17.23	16.82	
		Stride length (m)	5.79	7.74	7.69	8.30	7.91	7.76	7.43	
		Stride duration (s)	0.416	0.435	0.452	0.449	0.448	0.451	0.441	
		Stride efficiency (%)	52.33	93.56	92.39	107.58	97.73	94.17	86.20	
		Stride count	34.56	25.85	26.01	24.10	25.29	25.76	161.57	



Note: Horizontal distance axis grid lines are 200m furlongs.

**Disclaimer.**

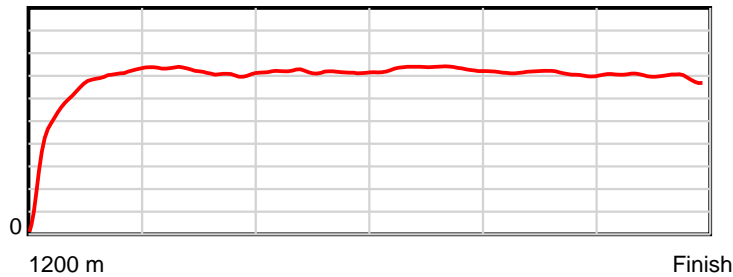
Tasracing Pty Ltd and Thoroughbred Ratings Pty Ltd accepts no responsibility for the completeness or accuracy of any of the information contained herein, and makes no representations about its suitability for any particular purpose. Users should make their own judgements about those matters and/or seek independent advice. You assume all risks associated with use of the data provided on this page.

# Race Results

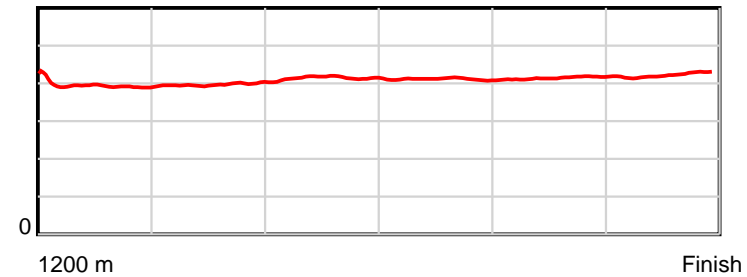
January 29, 2014, Race 8, CL1, Distance 1200m, Mowbray - Offset 5m

Result	TAB no.	Horse (Barrier)	1200 to	1000m to	800m to	600m to	400m to	200m to	Total or	Margin
4th	2	Athena Fire (9)	1000m	800m	600m	400m	200m	WP	Average	
		Position in running (margin)	-	1(0.0)	1(0.0)	2(0.3)	2(0.0)	3(0.9)		1.50
		Sectional time (s)	14.27	11.02	11.66	11.09	11.68	11.79		
		Cumulative time (s)	71.51	57.24	46.22	34.56	23.47	11.79	1:11.51	
		Speed (m/s)	14.02	18.15	17.15	18.03	17.12	16.96	16.78	
		Stride length (m)	5.66	7.21	7.10	7.41	7.09	7.18	6.89	
		Stride duration (s)	0.393	0.397	0.414	0.411	0.414	0.423	0.410	
		Stride efficiency (%)	50.13	81.16	78.69	85.89	78.65	80.45	74.09	
		Stride count	35.31	27.75	28.18	26.98	28.19	27.87	174.28	

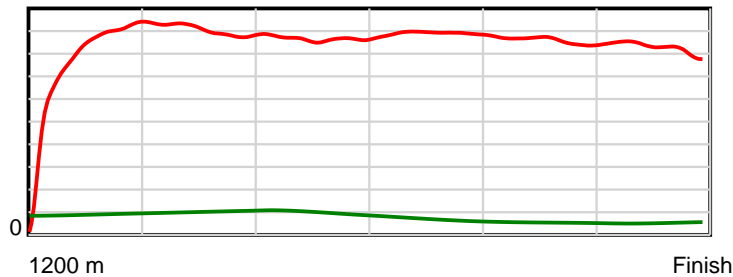
10 m Stride length



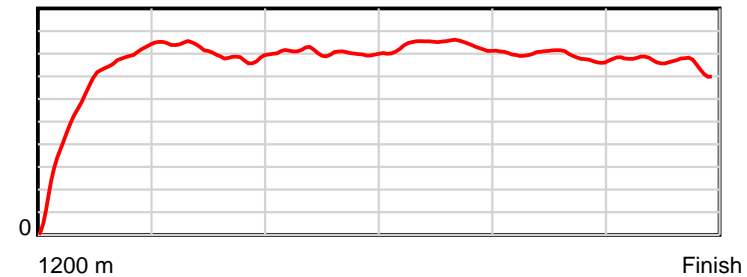
0.6 s Stride duration



20 m/sec Speed



100 % Stride efficiency



Note: Horizontal distance axis grid lines are 200m furlongs.

## Disclaimer.

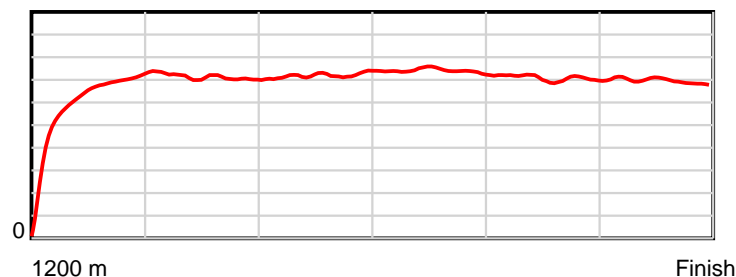
Tasracing Pty Ltd and Thoroughbred Ratings Pty Ltd accepts no responsibility for the completeness or accuracy of any of the information contained herein, and makes no representations about its suitability for any particular purpose. Users should make their own judgements about those matters and/or seek independent advice. You assume all risks associated with use of the data provided on this page.

# Race Results

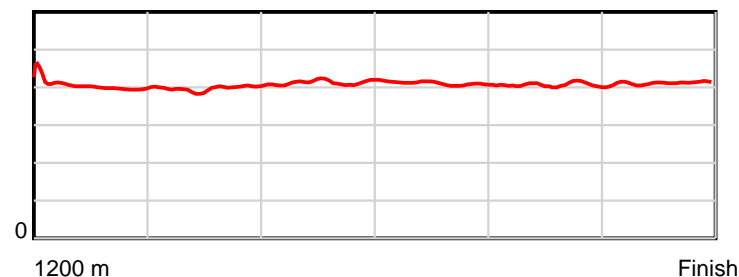
January 29, 2014, Race 8, CL1, Distance 1200m, Mowbray - Offset 5m

Result	TAB no.	Horse (Barrier)	1200 to	1000m to	800m to	600m to	400m to	200m to	Total or	Margin
5th	8	Funambulism (1)	1000m	800m	600m	400m	200m	WP	Average	
		Position in running (margin)	-	7(2.6)	6(3.7)	5(2.8)	5(1.2)	5(1.7)		1.90
		Sectional time (s)	14.58	11.20	11.46	10.88	11.61	11.85		
		Cumulative time (s)	71.58	57.00	45.80	34.34	23.46	11.85	1:11.57	
		Speed (m/s)	13.72	17.86	17.45	18.38	17.23	16.88	16.76	
		Stride length (m)	5.73	7.08	7.19	7.53	6.98	6.95	6.86	
		Stride duration (s)	0.408	0.397	0.412	0.410	0.405	0.412	0.409	
		Stride efficiency (%)	51.38	78.39	80.73	88.68	76.14	75.39	73.53	
		Stride count	34.88	28.24	27.82	26.55	28.65	28.80	174.94	

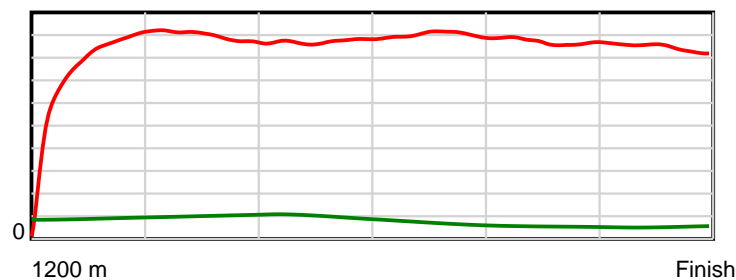
10 m Stride length



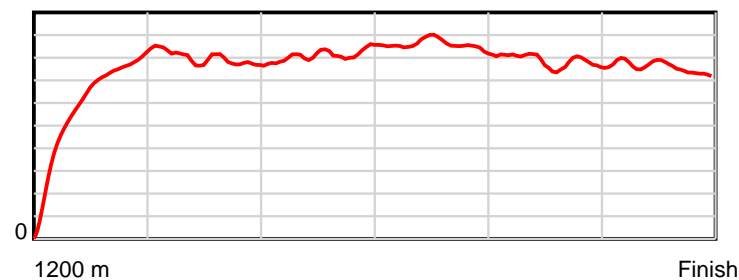
0.6 s Stride duration



20 m/sec Speed



100 % Stride efficiency



Note: Horizontal distance axis grid lines are 200m furlongs.

## Disclaimer.

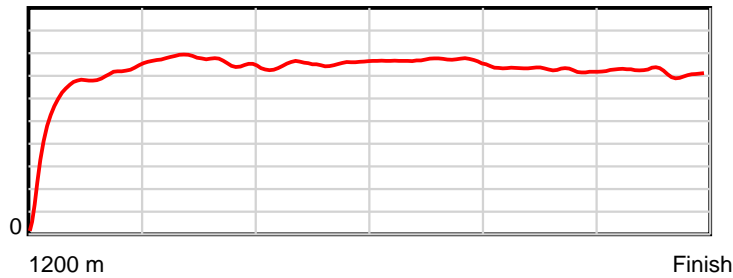
Tasracing Pty Ltd and Thoroughbred Ratings Pty Ltd accepts no responsibility for the completeness or accuracy of any of the information contained herein, and makes no representations about its suitability for any particular purpose. Users should make their own judgements about those matters and/or seek independent advice. You assume all risks associated with use of the data provided on this page.

# Race Results

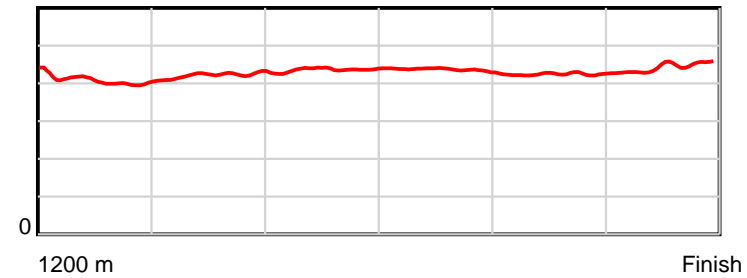
January 29, 2014, Race 8, CL1, Distance 1200m, Mowbray - Offset 5m

Result	TAB no.	Horse (Barrier)	1200 to	1000m to	800m to	600m to	400m to	200m to	Total or	Margin
6th	3	<b>Big Tilly (3)</b>	<b>1000m</b>	<b>800m</b>	<b>600m</b>	<b>400m</b>	<b>200m</b>	<b>WP</b>	<b>Average</b>	
		Position in running (margin)	-	3(0.7)	2(0.1)	1(0.0)	1(0.0)	1(0.0)		3.20
		Sectional time (s)	14.36	10.93	11.59	11.14	11.53	12.27		
		Cumulative time (s)	71.81	57.45	46.53	34.94	23.79	12.27	1:11.81	
		Speed (m/s)	13.92	18.30	17.26	17.95	17.35	16.30	16.71	
		Stride length (m)	5.76	7.72	7.52	7.83	7.35	7.24	7.16	
		Stride duration (s)	0.404	0.422	0.436	0.436	0.424	0.444	0.428	
		Stride efficiency (%)	51.84	93.10	88.26	95.74	84.47	81.98	80.11	
		Stride count	34.72	25.91	26.61	25.55	27.20	27.61	167.60	

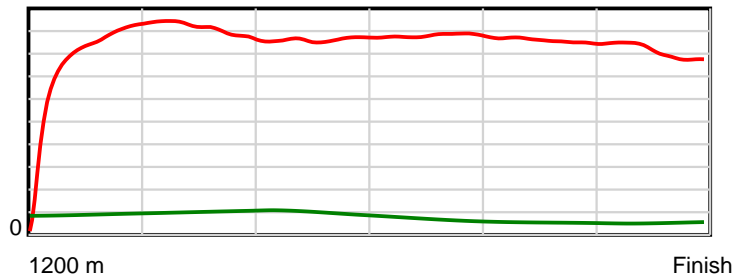
10 m Stride length



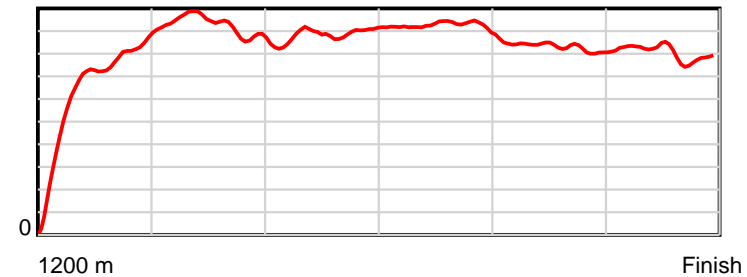
0.6 s Stride duration



20 m/sec Speed



100 % Stride efficiency



Note: Horizontal distance axis grid lines are 200m furlongs.

### Disclaimer.

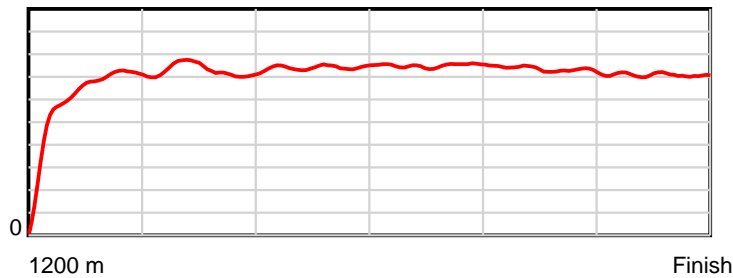
Tasracing Pty Ltd and Thoroughbred Ratings Pty Ltd accepts no responsibility for the completeness or accuracy of any of the information contained herein, and makes no representations about its suitability for any particular purpose. Users should make their own judgements about those matters and/or seek independent advice. You assume all risks associated with use of the data provided on this page.

# Race Results

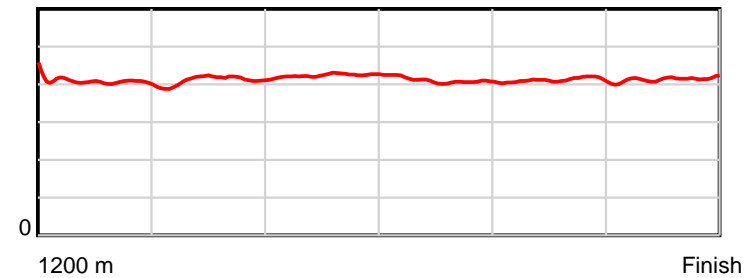
January 29, 2014, Race 8, CL1, Distance 1200m, Mowbray - Offset 5m

Result	TAB no.	Horse (Barrier)	1200 to	1000m to	800m to	600m to	400m to	200m to	Total or	Margin
7th	4	<b>Maglia Rosa (8)</b>	<b>1000m</b>	<b>800m</b>	<b>600m</b>	<b>400m</b>	<b>200m</b>	<b>WP</b>	<b>Average</b>	
		Position in running (margin)	-	9(3.4)	9(5.7)	9(5.8)	9(3.1)	8(3.1)		3.70
		Sectional time (s)	14.85	11.39	11.62	10.70	11.52	11.82		
		Cumulative time (s)	71.91	57.06	45.67	34.04	23.34	11.82	1:11.90	
		Speed (m/s)	13.47	17.56	17.21	18.69	17.36	16.92	16.69	
		Stride length (m)	5.68	7.21	7.27	7.65	7.12	7.03	6.93	
		Stride duration (s)	0.411	0.410	0.423	0.409	0.410	0.416	0.415	
		Stride efficiency (%)	50.48	81.16	82.60	91.41	79.24	77.32	75.08	
		Stride count	35.19	27.75	27.51	26.15	28.09	28.43	173.12	

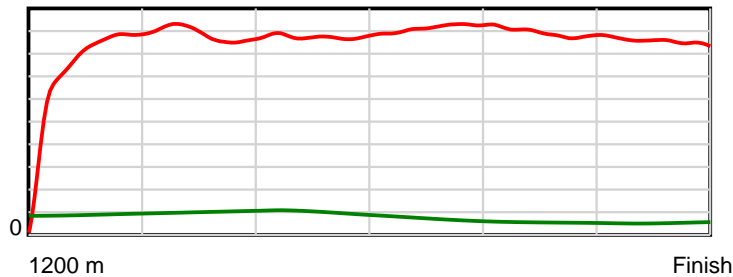
10 m Stride length



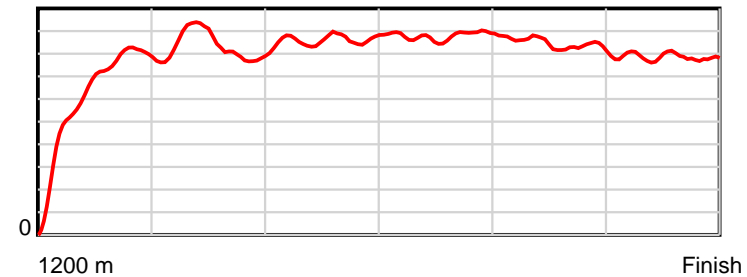
0.6 s Stride duration



20 m/sec Speed



100 % Stride efficiency



Note: Horizontal distance axis grid lines are 200m furlongs.

## Disclaimer.

Tasracing Pty Ltd and Thoroughbred Ratings Pty Ltd accepts no responsibility for the completeness or accuracy of any of the information contained herein, and makes no representations about its suitability for any particular purpose. Users should make their own judgements about those matters and/or seek independent advice. You assume all risks associated with use of the data provided on this page.

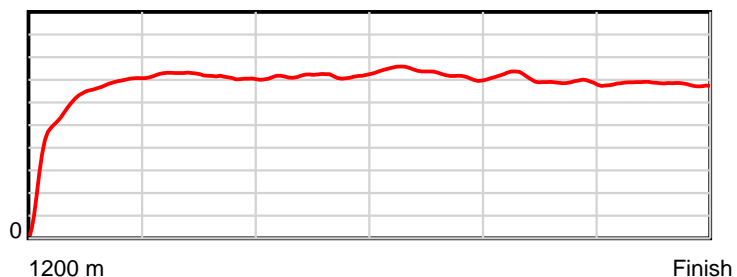


# Race Results

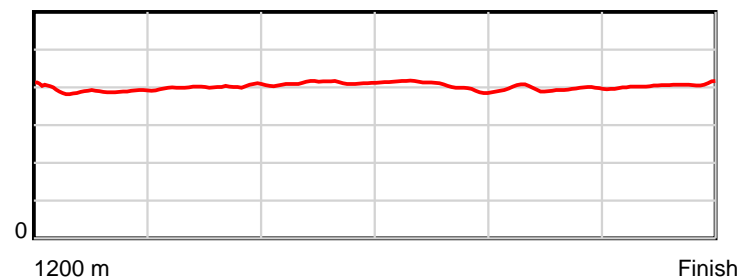
January 29, 2014, Race 8, CL1, Distance 1200m, Mowbray - Offset 5m

Result	TAB no.	Horse (Barrier)	1200 to	1000m to	800m to	600m to	400m to	200m to	Total or	Margin
8th	9	Magestic Impul... (7)	1000m	800m	600m	400m	200m	WP	Average	
		Position in running (margin)	-	5(1.6)	7(4.0)	7(4.8)	7(3.1)	9(3.4)		3.80
		Sectional time (s)	14.34	11.42	11.74	10.86	11.58	11.97		
		Cumulative time (s)	71.92	57.58	46.15	34.41	23.55	11.97	1:11.92	
		Speed (m/s)	13.94	17.51	17.04	18.42	17.27	16.71	16.68	
		Stride length (m)	5.53	7.03	7.00	7.43	6.85	6.78	6.71	
		Stride duration (s)	0.392	0.402	0.411	0.403	0.397	0.406	0.402	
		Stride efficiency (%)	47.79	77.32	76.62	86.25	73.41	71.83	70.43	
		Stride count	36.16	28.43	28.56	26.92	29.18	29.50	178.75	

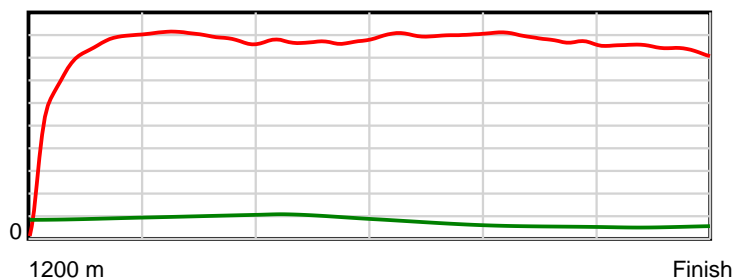
10 m Stride length



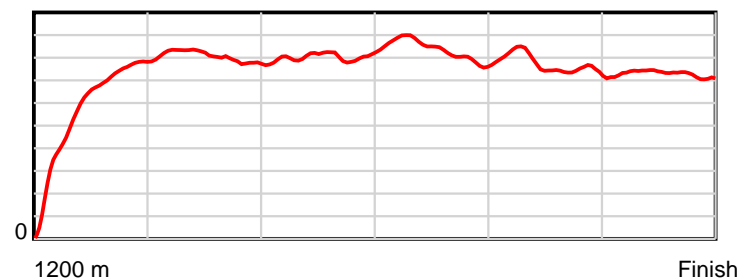
0.6 s Stride duration



20 m/sec Speed



100 % Stride efficiency



Note: Horizontal distance axis grid lines are 200m furlongs.

## Disclaimer.

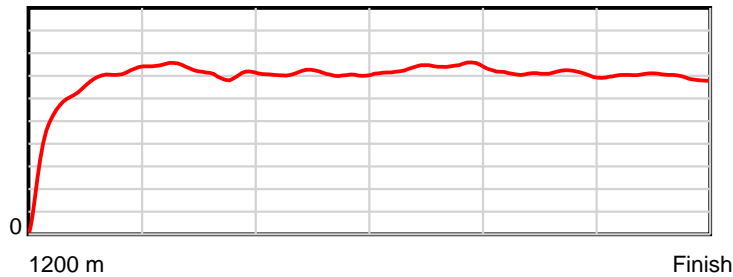
Tasracing Pty Ltd and Thoroughbred Ratings Pty Ltd accepts no responsibility for the completeness or accuracy of any of the information contained herein, and makes no representations about its suitability for any particular purpose. Users should make their own judgements about those matters and/or seek independent advice. You assume all risks associated with use of the data provided on this page.

# Race Results

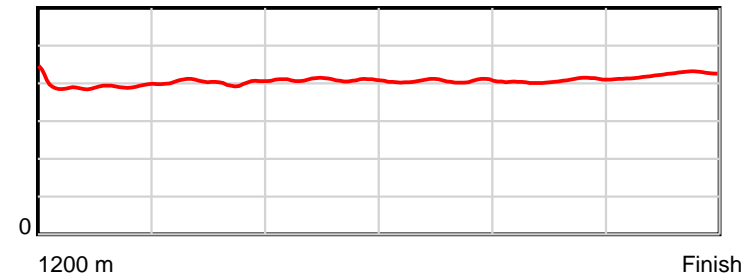
January 29, 2014, Race 8, CL1, Distance 1200m, Mowbray - Offset 5m

Result	TAB no.	Horse (Barrier)	1200 to	1000m to	800m to	600m to	400m to	200m to	Total or	Margin
9th	7	<b>Celtic Dawn (5)</b>	<b>1000m</b>	<b>800m</b>	<b>600m</b>	<b>400m</b>	<b>200m</b>	<b>WP</b>	<b>Average</b>	
		Position in running (margin)	-	4(1.3)	4(2.3)	6(3.3)	6(1.8)	7(2.7)		4.80
		Sectional time (s)	14.49	11.18	11.78	10.89	11.68	12.09		
		Cumulative time (s)	72.11	57.62	46.44	34.66	23.77	12.09	1:12.11	
		Speed (m/s)	13.81	17.89	16.98	18.37	17.12	16.54	16.64	
		Stride length (m)	5.65	7.20	6.95	7.46	6.97	7.01	6.82	
		Stride duration (s)	0.396	0.403	0.409	0.407	0.407	0.424	0.410	
		Stride efficiency (%)	49.83	81.04	75.43	87.05	75.85	76.75	72.62	
		Stride count	35.42	27.77	28.79	26.80	28.71	28.54	176.03	

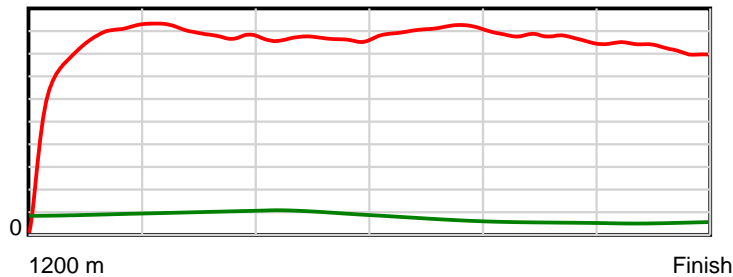
10 m Stride length



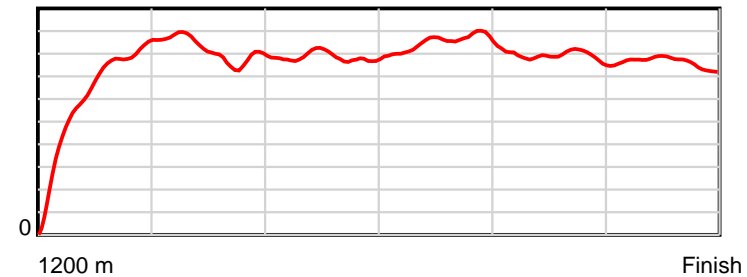
0.6 s Stride duration



20 m/sec Speed



100 % Stride efficiency



Note: Horizontal distance axis grid lines are 200m furlongs.

## Disclaimer.

Tasracing Pty Ltd and Thoroughbred Ratings Pty Ltd accepts no responsibility for the completeness or accuracy of any of the information contained herein, and makes no representations about its suitability for any particular purpose. Users should make their own judgements about those matters and/or seek independent advice. You assume all risks associated with use of the data provided on this page.