



Race Results

Tasmanian Racing Club, Hobart, February 02, 2014

Compilation date: February 3, 2014, 9:58:39 AM (EST)

Copyright © 2014 Tasracing Pty Ltd. All rights reserved.

Trademarks.

StrideMASTER is a registered trademark of Thoroughbred Ratings Pty Ltd.

Disclaimer.

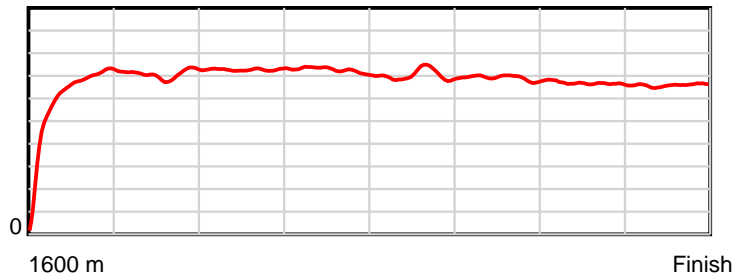
Tasracing Pty Ltd and Thoroughbred Ratings Pty Ltd accepts no responsibility for the completeness or accuracy of any of the information contained herein, and makes no representations about its suitability for any particular purpose. Users should make their own judgements about those matters and/or seek independent advice. You assume all risks associated with use of the data provided on this page.

Race Results

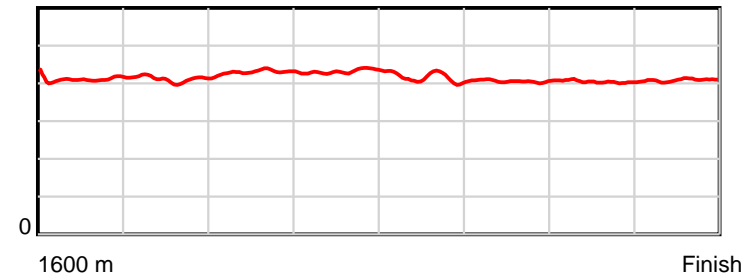
February 02, 2014, Race 1, BM78, Distance 1600m, Elwick Course Proper - Offset 0m

Result	TAB no.	Horse (Barrier)	1600 to	1400m to	1200m to	1000m to	800m to	600m to	400m to	200m to	Total or	Margin
1st	4	Shipspotting (6)	1400m	1200m	1000m	800m	600m	400m	200m	WP	Average	
		Position in running (margin)	-	3(3.3)	5(5.0)	6(5.5)	6(4.8)	6(3.9)	5(3.5)	4(2.0)		0.00
		Sectional time (s)	14.79	11.57	11.78	11.89	11.77	11.97	12.15	12.23		
		Cumulative time (s)	98.15	83.36	71.79	60.01	48.12	36.35	24.39	12.23	1:38.15	
		Speed (m/s)	13.52	17.29	16.98	16.82	16.99	16.71	16.46	16.35	16.30	
		Stride length (m)	5.59	7.11	7.31	7.26	7.04	6.78	6.65	6.67	6.76	
		Stride duration (s)	0.406	0.412	0.431	0.431	0.414	0.406	0.404	0.408	0.415	
		Stride efficiency (%)	48.84	79.05	83.59	82.38	77.50	71.94	69.16	69.56	71.40	
		Stride count	35.77	28.12	27.35	27.55	28.40	29.48	30.06	29.98	236.71	

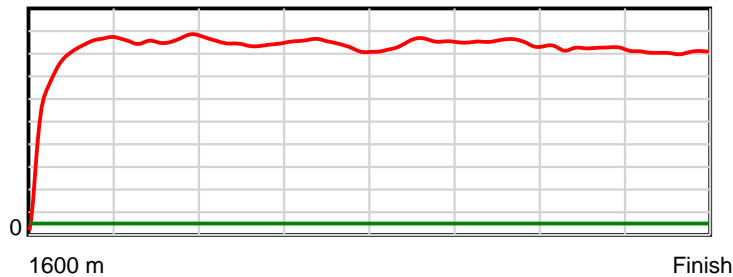
10 m Stride length



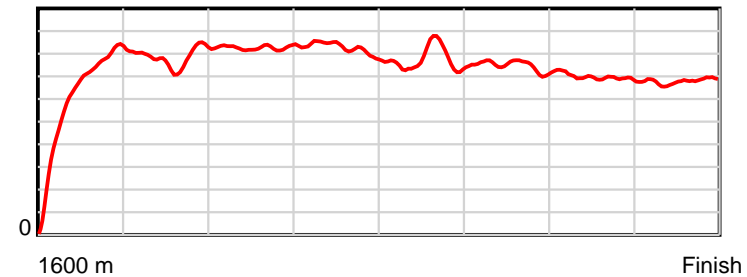
0.6 s Stride duration



20 m/sec Speed



100 % Stride efficiency



Note: Horizontal distance axis grid lines are 200m furlongs.

Disclaimer.

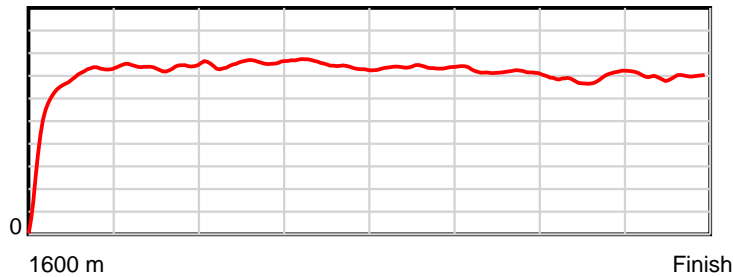
Tasracing Pty Ltd and Thoroughbred Ratings Pty Ltd accepts no responsibility for the completeness or accuracy of any of the information contained herein, and makes no representations about its suitability for any particular purpose. Users should make their own judgements about those matters and/or seek independent advice. You assume all risks associated with use of the data provided on this page.

Race Results

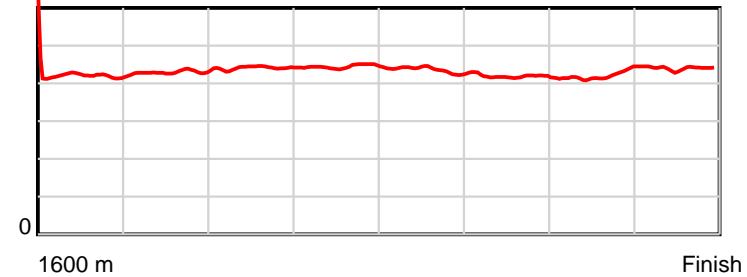
February 02, 2014, Race 1, BM78, Distance 1600m, Elwick Course Proper - Offset 0m

Result	TAB no.	Horse (Barrier)	1600 to	1400m to	1200m to	1000m to	800m to	600m to	400m to	200m to	Total or	Margin
2nd	2	What Life Brin... (2)	1400m	1200m	1000m	800m	600m	400m	200m	WP	Average	
		Position in running (margin)	-	2(3.3)	3(3.7)	4(4.0)	4(3.5)	4(2.6)	3(1.8)	2(0.5)		0.50
		Sectional time (s)	14.81	11.36	11.76	11.91	11.78	11.89	12.19	12.53		
		Cumulative time (s)	98.24	83.43	72.06	60.31	48.40	36.62	24.72	12.53	1:38.23	
		Speed (m/s)	13.50	17.61	17.01	16.79	16.98	16.82	16.41	15.96	16.29	
		Stride length (m)	6.06	7.54	7.51	7.46	7.39	7.06	6.89	7.03	7.08	
		Stride duration (s)	0.438	0.428	0.441	0.444	0.435	0.420	0.420	0.440	0.435	
		Stride efficiency (%)	57.30	88.86	88.04	87.04	85.33	77.86	74.24	77.20	78.41	
		Stride count	33.03	26.52	26.65	26.80	27.06	28.33	29.02	28.46	225.87	

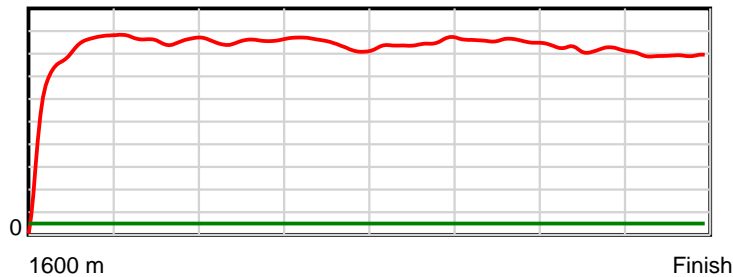
10 m Stride length



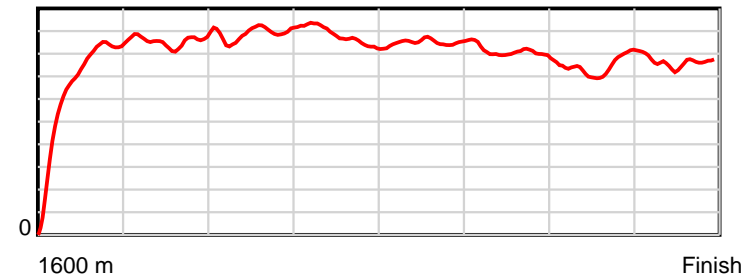
0.6 s Stride duration



20 m/sec Speed



100 % Stride efficiency



Note: Horizontal distance axis grid lines are 200m furlongs.

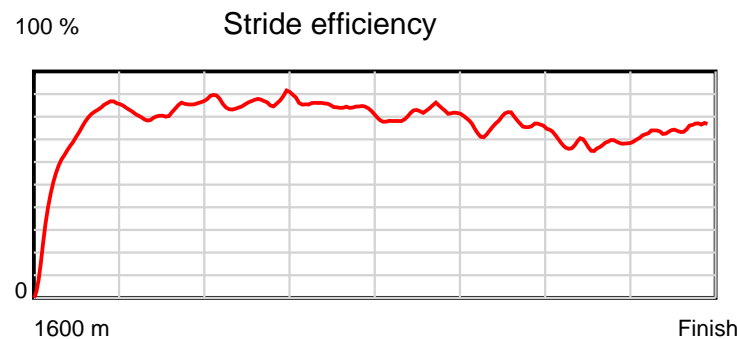
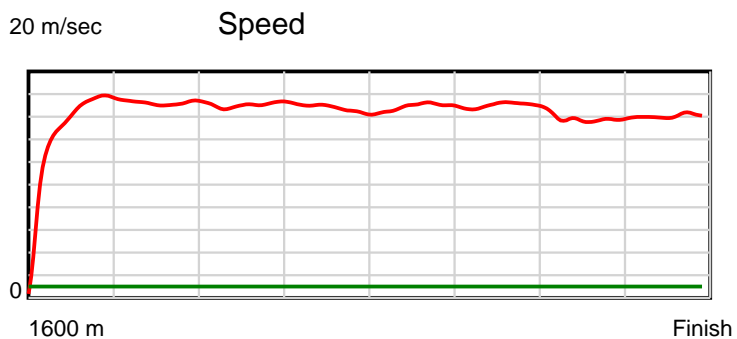
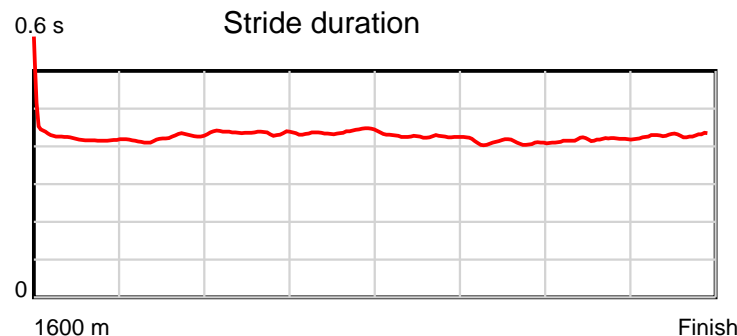
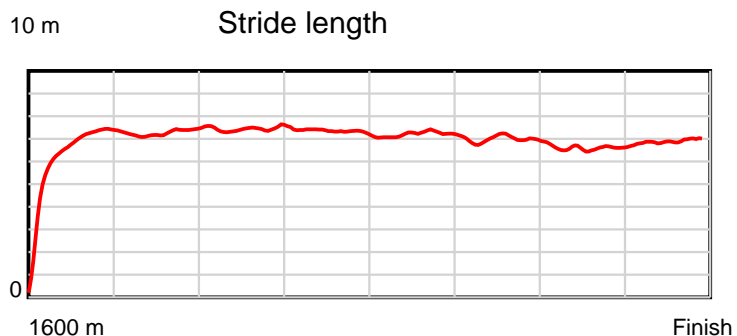
Disclaimer.

Tasracing Pty Ltd and Thoroughbred Ratings Pty Ltd accepts no responsibility for the completeness or accuracy of any of the information contained herein, and makes no representations about its suitability for any particular purpose. Users should make their own judgements about those matters and/or seek independent advice. You assume all risks associated with use of the data provided on this page.

Race Results

February 02, 2014, Race 1, BM78, Distance 1600m, Elwick Course Proper - Offset 0m

Result	TAB no.	Horse (Barrier)	1600 to	1400m to	1200m to	1000m to	800m to	600m to	400m to	200m to	Total or	Margin
3rd	5	Mega Excel (5)	1400m	1200m	1000m	800m	600m	400m	200m	WP	Average	
		Position in running (margin)	-	4(4.8)	6(5.3)	5(5.2)	5(4.5)	5(3.5)	6(5.4)	6(5.5)		2.80
		Sectional time (s)	15.10	11.38	11.68	11.88	11.77	12.34	12.44	12.09		
		Cumulative time (s)	98.67	83.57	72.19	60.51	48.63	36.86	24.52	12.09	1:38.67	
		Speed (m/s)	13.25	17.57	17.12	16.84	16.99	16.21	16.08	16.54	16.22	
		Stride length (m)	6.05	7.40	7.47	7.38	7.25	6.65	6.71	7.09	6.97	
		Stride duration (s)	0.445	0.421	0.436	0.438	0.427	0.410	0.417	0.429	0.430	
		Stride efficiency (%)	57.25	85.65	87.26	85.08	82.10	69.13	70.29	78.58	75.89	
		Stride count	33.04	27.02	26.76	27.10	27.59	30.07	29.82	28.20	229.60	



Note: Horizontal distance axis grid lines are 200m furlongs.

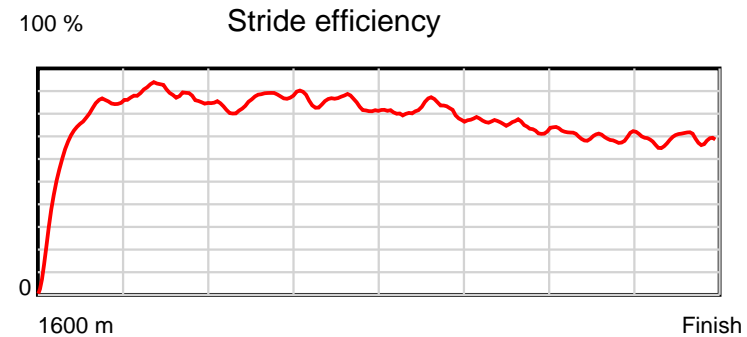
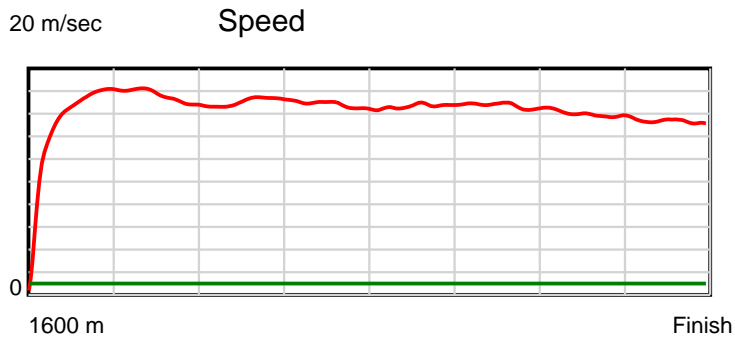
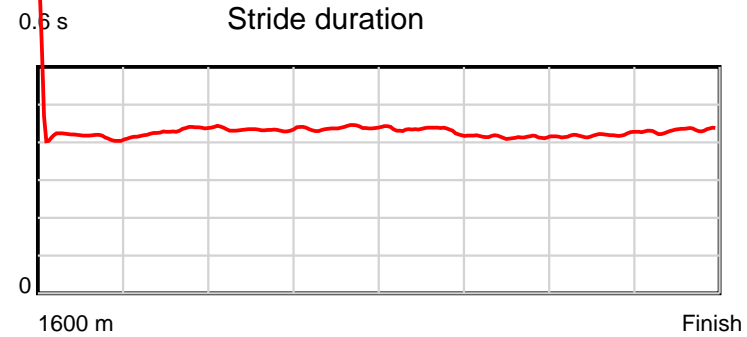
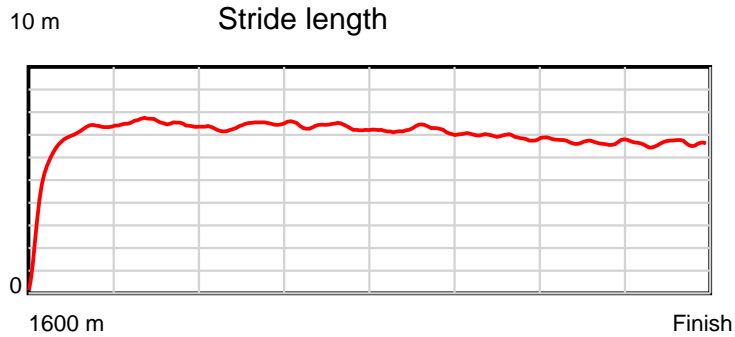
Disclaimer.

Tasracing Pty Ltd and Thoroughbred Ratings Pty Ltd accepts no responsibility for the completeness or accuracy of any of the information contained herein, and makes no representations about its suitability for any particular purpose. Users should make their own judgements about those matters and/or seek independent advice. You assume all risks associated with use of the data provided on this page.

Race Results

February 02, 2014, Race 1, BM78, Distance 1600m, Elwick Course Proper - Offset 0m

Result	TAB no.	Horse (Barrier)	1600 to	1400m to	1200m to	1000m to	800m to	600m to	400m to	200m to	Total or	Margin
4th	6	Dangerous Geeg... (4)	1400m	1200m	1000m	800m	600m	400m	200m	WP	Average	
		Position in running (margin)	-	1(0.0)	1(0.0)	1(0.0)	1(0.0)	2(0.1)	1(0.0)	1(0.0)		2.90
		Sectional time (s)	14.40	11.29	11.71	11.99	11.94	12.01	12.41	12.92		
		Cumulative time (s)	98.69	84.29	73.00	61.29	49.29	37.35	25.34	12.92	1:38.69	
		Speed (m/s)	13.89	17.71	17.08	16.68	16.75	16.65	16.12	15.48	16.21	
		Stride length (m)	6.18	7.61	7.42	7.30	7.21	6.90	6.75	6.68	6.98	
		Stride duration (s)	0.433	0.429	0.434	0.438	0.431	0.414	0.419	0.432	0.430	
		Stride efficiency (%)	59.75	90.45	86.00	83.37	81.32	74.33	71.19	69.70	76.10	
		Stride count	32.34	26.29	26.96	27.38	27.73	29.00	29.63	29.95	229.28	



Note: Horizontal distance axis grid lines are 200m furlongs.

Disclaimer.

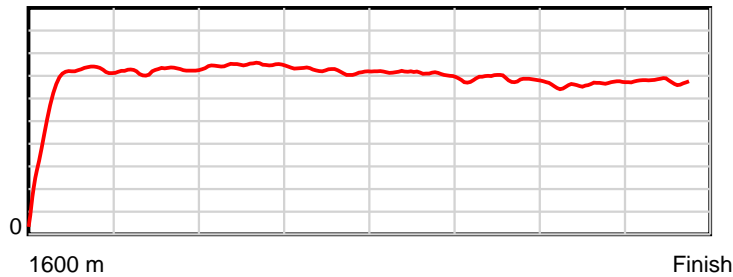
Tasracing Pty Ltd and Thoroughbred Ratings Pty Ltd accepts no responsibility for the completeness or accuracy of any of the information contained herein, and makes no representations about its suitability for any particular purpose. Users should make their own judgements about those matters and/or seek independent advice. You assume all risks associated with use of the data provided on this page.

Race Results

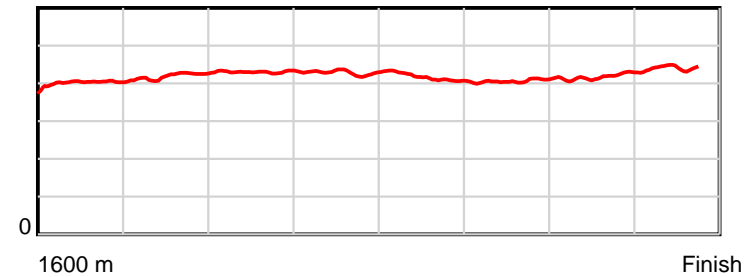
February 02, 2014, Race 1, BM78, Distance 1600m, Elwick Course Proper - Offset 0m

Result	TAB no.	Horse (Barrier)	1600 to	1400m to	1200m to	1000m to	800m to	600m to	400m to	200m to	Total or	Margin
5th	3	Hell Strong (1)	1400m	1200m	1000m	800m	600m	400m	200m	WP	Average	
		Position in running (margin)	-	6(6.0)	2(2.3)	2(1.0)	2(0.0)	1(0.0)	2(0.8)	3(1.7)		3.90
		Sectional time (s)	15.44	10.67	11.49	11.83	11.91	12.17	12.56	12.78		
		Cumulative time (s)	98.87	83.43	72.75	61.26	49.43	37.51	25.34	12.78	1:38.87	
		Speed (m/s)	12.95	18.74	17.41	16.91	16.79	16.43	15.92	15.65	16.18	
		Stride length (m)	5.59	7.75	7.45	7.25	7.07	6.65	6.59	6.85	6.84	
		Stride duration (s)	0.418	0.414	0.428	0.429	0.421	0.405	0.414	0.438	0.423	
		Stride efficiency (%)	48.75	93.96	86.79	82.16	78.13	69.06	67.90	73.42	73.11	
		Stride count	35.81	25.79	26.84	27.58	28.29	30.08	30.34	29.18	233.91	

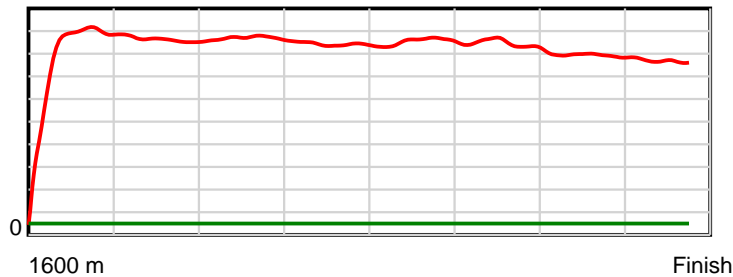
10 m Stride length



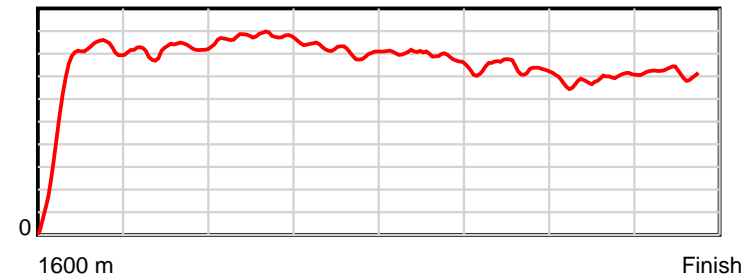
0.6 s Stride duration



20 m/sec Speed



100 % Stride efficiency



Note: Horizontal distance axis grid lines are 200m furlongs.

Disclaimer.

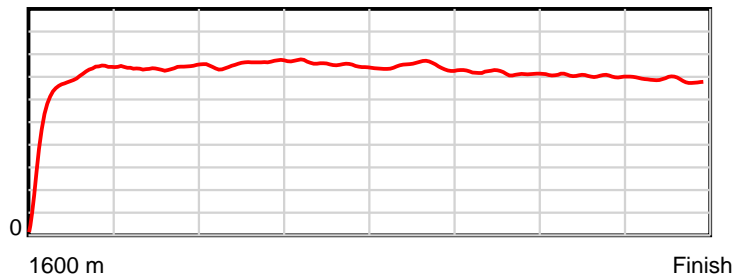
Tasracing Pty Ltd and Thoroughbred Ratings Pty Ltd accepts no responsibility for the completeness or accuracy of any of the information contained herein, and makes no representations about its suitability for any particular purpose. Users should make their own judgements about those matters and/or seek independent advice. You assume all risks associated with use of the data provided on this page.

Race Results

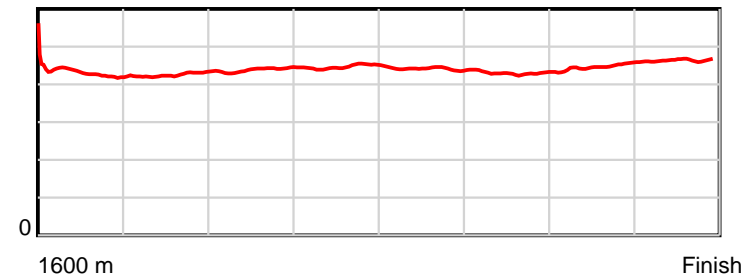
February 02, 2014, Race 1, BM78, Distance 1600m, Elwick Course Proper - Offset 0m

Result	TAB no.	Horse (Barrier)	1600 to	1400m to	1200m to	1000m to	800m to	600m to	400m to	200m to	Total or	Margin
6th	1	Royal Miswaki (3)	1400m	1200m	1000m	800m	600m	400m	200m	WP	Average	
		Position in running (margin)	-	5(5.2)	4(4.8)	3(3.6)	3(2.4)	3(1.6)	4(2.3)	5(2.9)		8.40
		Sectional time (s)	15.35	11.22	11.51	11.80	11.79	12.14	12.52	13.39		
		Cumulative time (s)	99.72	84.37	73.14	61.64	49.83	38.04	25.90	13.39	1:39.72	
		Speed (m/s)	13.03	17.83	17.38	16.95	16.96	16.47	15.97	14.94	16.04	
		Stride length (m)	5.85	7.57	7.62	7.57	7.48	7.09	7.12	6.93	7.10	
		Stride duration (s)	0.433	0.425	0.439	0.447	0.441	0.430	0.446	0.464	0.443	
		Stride efficiency (%)	53.45	89.44	90.76	89.48	87.52	78.47	79.23	75.03	78.87	
		Stride count	34.20	26.44	26.24	26.43	26.73	28.22	28.09	28.86	225.21	

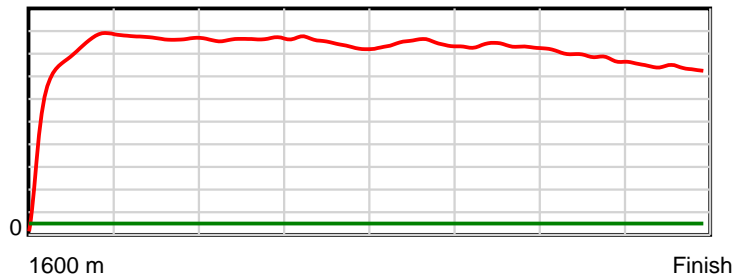
10 m Stride length



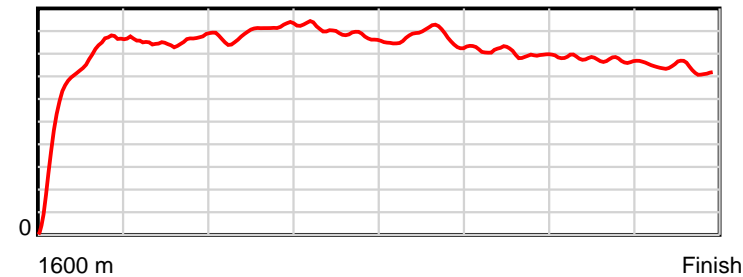
0.6 s Stride duration



20 m/sec Speed



100 % Stride efficiency



Note: Horizontal distance axis grid lines are 200m furlongs.

Disclaimer.

Tasracing Pty Ltd and Thoroughbred Ratings Pty Ltd accepts no responsibility for the completeness or accuracy of any of the information contained herein, and makes no representations about its suitability for any particular purpose. Users should make their own judgements about those matters and/or seek independent advice. You assume all risks associated with use of the data provided on this page.