



Race Results

Tasmanian Racing Club, Hobart, February 02, 2014

Compilation date: February 3, 2014, 10:16:56 AM (EST)

Copyright © 2014 Tasracing Pty Ltd. All rights reserved.

Trademarks.

StrideMASTER is a registered trademark of Thoroughbred Ratings Pty Ltd.

Disclaimer.

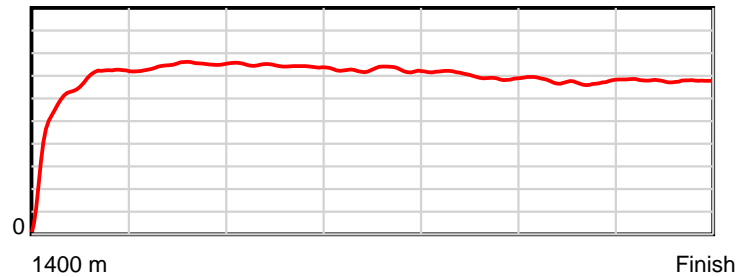
Tasracing Pty Ltd and Thoroughbred Ratings Pty Ltd accepts no responsibility for the completeness or accuracy of any of the information contained herein, and makes no representations about its suitability for any particular purpose. Users should make their own judgements about those matters and/or seek independent advice. You assume all risks associated with use of the data provided on this page.

Race Results

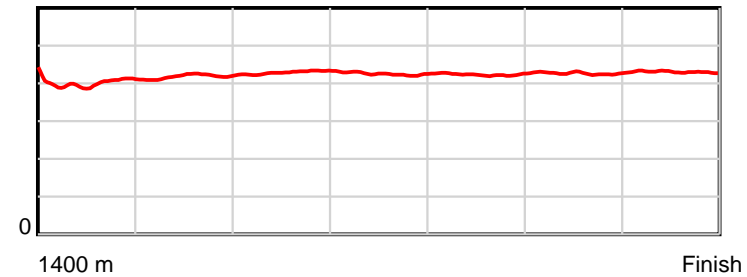
February 02, 2014, Race 3, CL1, Distance 1400m, Elwick Course Proper - Offset 0m

Result	TAB no.	Horse (Barrier)	1400 to	1200m to	1000m to	800m to	600m to	400m to	200m to	Total or	Margin
2nd	13	Dartel (2)	1200m	1000m	800m	600m	400m	200m	WP	Average	
		Position in running (margin)	-	1(0.0)	1(0.0)	1(0.0)	1(0.0)	1(0.0)	1(0.0)		0.40
		Sectional time (s)	14.79	10.95	11.42	11.64	12.27	12.68	12.78		
		Cumulative time (s)	86.53	71.74	60.79	49.37	37.73	25.46	12.78	1:26.53	
		Speed (m/s)	13.52	18.26	17.51	17.18	16.30	15.77	15.65	16.18	
		Stride length (m)	5.44	7.64	7.52	7.30	6.90	6.73	6.73	6.82	
		Stride duration (s)	0.406	0.418	0.429	0.425	0.423	0.427	0.430	0.421	
		Stride efficiency (%)	46.26	91.24	88.34	83.24	74.40	70.79	70.71	72.63	
		Stride count	36.76	26.17	26.60	27.40	28.98	29.72	29.73	205.36	

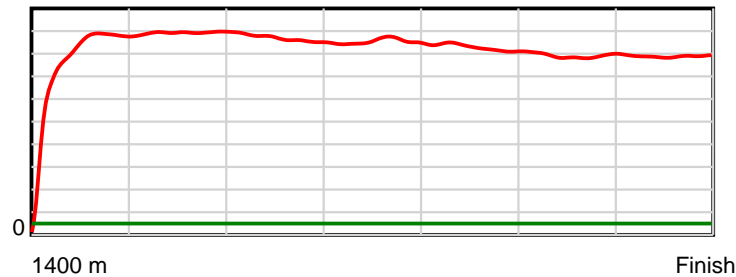
10 m Stride length



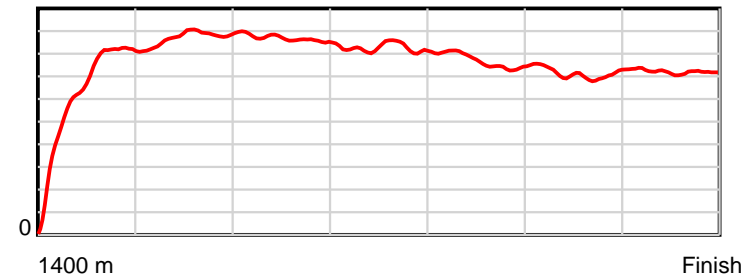
0.6 s Stride duration



20 m/sec Speed



100 % Stride efficiency



Note: Horizontal distance axis grid lines are 200m furlongs.

Disclaimer.

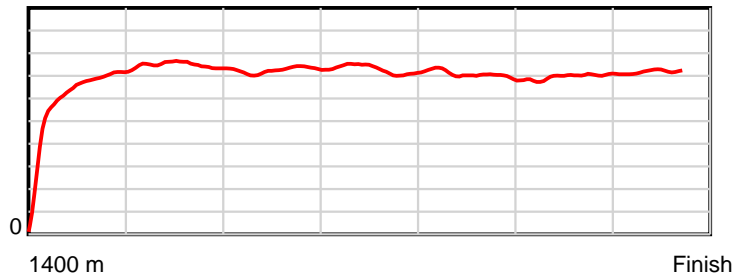
Tasracing Pty Ltd and Thoroughbred Ratings Pty Ltd accepts no responsibility for the completeness or accuracy of any of the information contained herein, and makes no representations about its suitability for any particular purpose. Users should make their own judgements about those matters and/or seek independent advice. You assume all risks associated with use of the data provided on this page.

Race Results

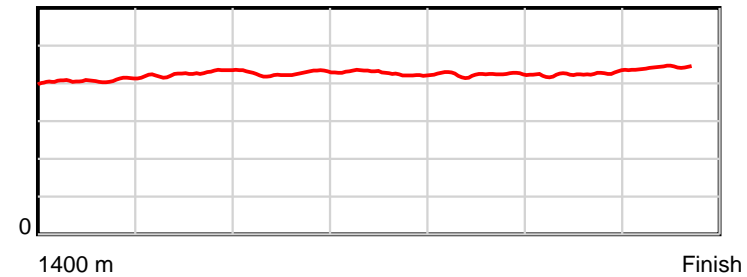
February 02, 2014, Race 3, CL1, Distance 1400m, Elwick Course Proper - Offset 0m

Result	TAB no.	Horse (Barrier)	1400 to	1200m to	1000m to	800m to	600m to	400m to	200m to	Total or	Margin
3rd	6	Cielo Duro (9)	1200m	1000m	800m	600m	400m	200m	WP	Average	
		Position in running (margin)	-	12(13.1)	9(7.4)	6(6.0)	6(8.3)	8(9.5)	5(3.2)		0.60
		Sectional time (s)	16.82	10.01	11.19	12.02	12.47	11.62	12.44		
		Cumulative time (s)	86.57	69.75	59.75	48.56	36.54	24.07	12.44	1:26.56	
		Speed (m/s)	11.89	19.98	17.87	16.64	16.04	17.21	16.08	16.17	
		Stride length (m)	5.49	8.43	7.63	7.15	6.78	7.29	7.05	7.01	
		Stride duration (s)	0.452	0.422	0.427	0.429	0.423	0.424	0.438	0.434	
		Stride efficiency (%)	47.03	111.12	90.86	79.78	71.80	83.12	77.62	76.80	
		Stride count	36.46	23.72	26.23	27.99	29.50	27.42	28.38	199.70	

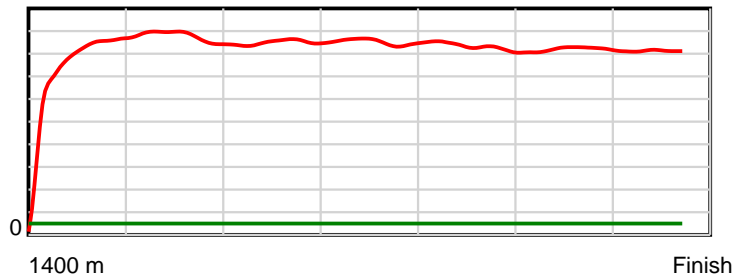
10 m Stride length



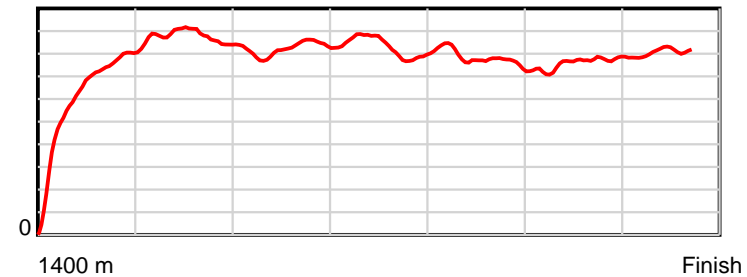
0.6 s Stride duration



20 m/sec Speed



100 % Stride efficiency



Note: Horizontal distance axis grid lines are 200m furlongs.

Disclaimer.

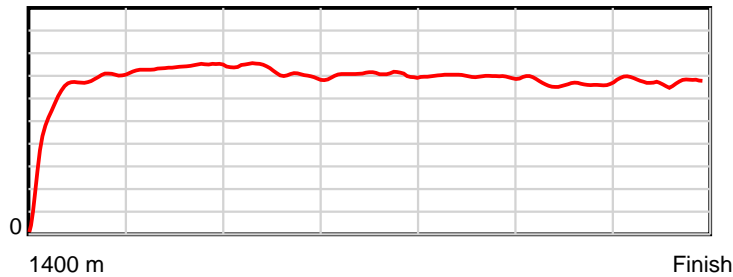
Tasracing Pty Ltd and Thoroughbred Ratings Pty Ltd accepts no responsibility for the completeness or accuracy of any of the information contained herein, and makes no representations about its suitability for any particular purpose. Users should make their own judgements about those matters and/or seek independent advice. You assume all risks associated with use of the data provided on this page.

Race Results

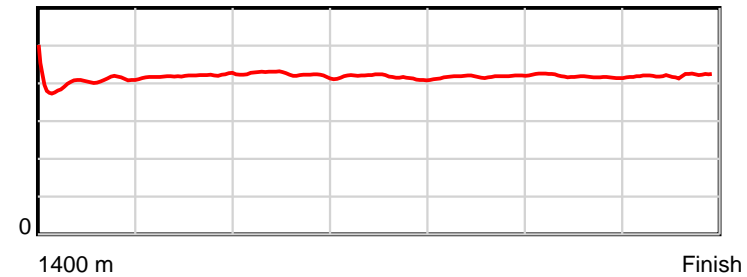
February 02, 2014, Race 3, CL1, Distance 1400m, Elwick Course Proper - Offset 0m

Result	TAB no.	Horse (Barrier)	1400 to	1200m to	1000m to	800m to	600m to	400m to	200m to	Total or	Margin
4th	9	Arapid Squaw (3)	1200m	1000m	800m	600m	400m	200m	WP	Average	
		Position in running (margin)	-	3(1.0)	4(2.0)	4(4.2)	4(4.7)	4(4.0)	4(2.4)		0.70
		Sectional time (s)	15.00	11.12	11.79	11.70	12.17	12.40	12.40		
		Cumulative time (s)	86.59	71.59	60.47	48.68	36.97	24.81	12.40	1:26.59	
		Speed (m/s)	13.33	17.99	16.96	17.09	16.43	16.13	16.13	16.17	
		Stride length (m)	5.58	7.55	7.19	7.11	6.87	6.76	6.75	6.78	
		Stride duration (s)	0.410	0.420	0.424	0.416	0.418	0.419	0.419	0.419	
		Stride efficiency (%)	48.67	89.15	80.81	79.08	73.69	71.37	71.17	71.76	
		Stride count	35.84	26.48	27.81	28.11	29.13	29.59	29.64	206.60	

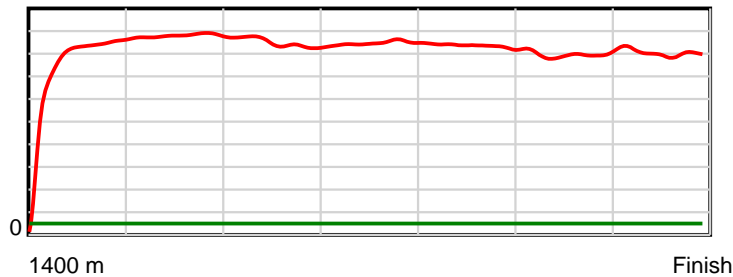
10 m Stride length



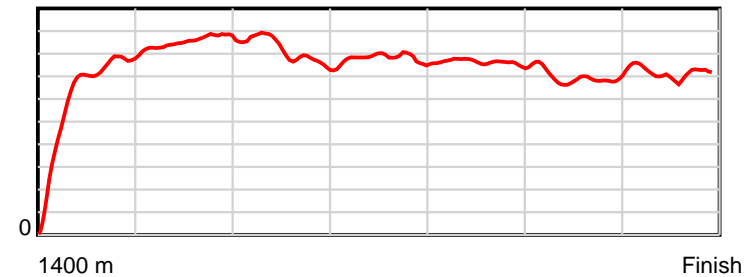
0.6 s Stride duration



20 m/sec Speed



100 % Stride efficiency



Note: Horizontal distance axis grid lines are 200m furlongs.

Disclaimer.

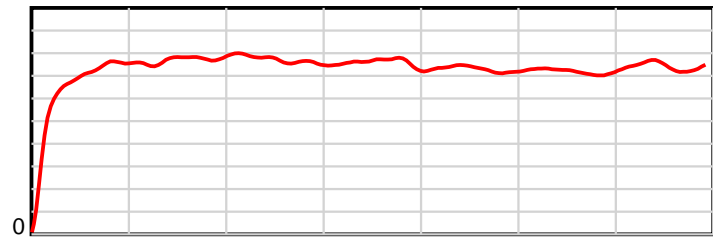
Tasracing Pty Ltd and Thoroughbred Ratings Pty Ltd accepts no responsibility for the completeness or accuracy of any of the information contained herein, and makes no representations about its suitability for any particular purpose. Users should make their own judgements about those matters and/or seek independent advice. You assume all risks associated with use of the data provided on this page.

Race Results

February 02, 2014, Race 3, CL1, Distance 1400m, Elwick Course Proper - Offset 0m

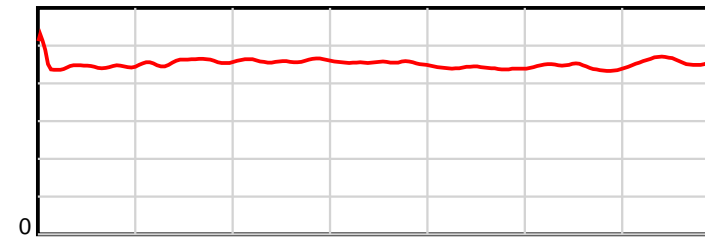
Result	TAB no.	Horse (Barrier)	1400 to	1200m to	1000m to	800m to	600m to	400m to	200m to	Total or	Margin
5th	8	Wise Investmen... (4)	1200m	1000m	800m	600m	400m	200m	WP	Average	
		Position in running (margin)	-	5(2.4)	6(6.1)	7(9.0)	8(9.5)	6(7.1)	7(3.7)		1.70
		Sectional time (s)	15.24	11.56	11.91	11.72	11.88	12.11	12.36		
		Cumulative time (s)	86.78	71.54	59.98	48.07	36.35	24.47	12.36	1:26.78	
		Speed (m/s)	13.13	17.30	16.79	17.06	16.84	16.52	16.18	16.13	
		Stride length (m)	5.88	7.92	7.72	7.75	7.42	7.33	7.41	7.28	
		Stride duration (s)	0.440	0.458	0.460	0.454	0.441	0.444	0.458	0.451	
		Stride efficiency (%)	54.10	98.02	93.12	93.79	86.00	83.94	85.83	82.90	
		Stride count	33.99	25.25	25.91	25.82	26.96	27.29	26.99	192.21	

10 m Stride length



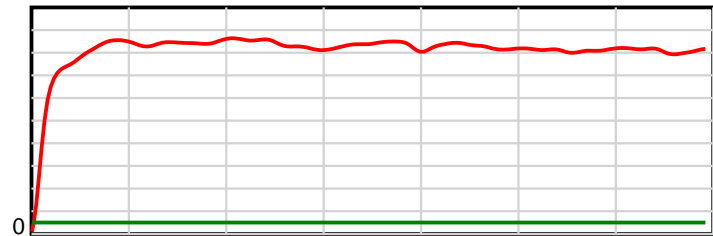
1400 m Finish

0.6 s Stride duration



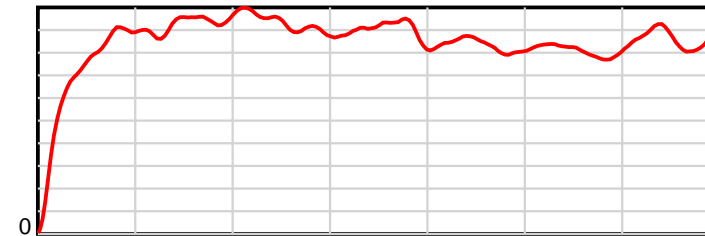
1400 m Finish

20 m/sec Speed



1400 m Finish

100 % Stride efficiency



1400 m Finish

Note: Horizontal distance axis grid lines are 200m furlongs.

Disclaimer.

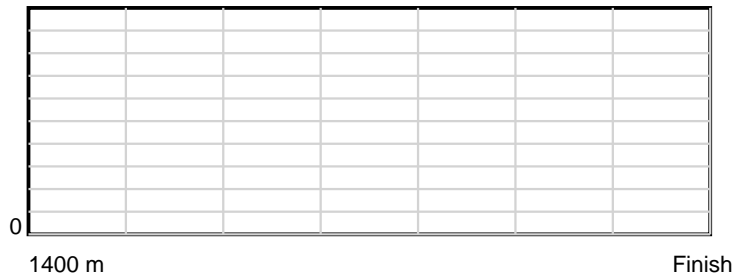
Tasracing Pty Ltd and Thoroughbred Ratings Pty Ltd accepts no responsibility for the completeness or accuracy of any of the information contained herein, and makes no representations about its suitability for any particular purpose. Users should make their own judgements about those matters and/or seek independent advice. You assume all risks associated with use of the data provided on this page.

Race Results


February 02, 2014, Race 3, CL1, Distance 1400m, Elwick Course Proper - Offset 0m

Result	TAB no.	Horse (Barrier)	1400 to	1200m to	1000m to	800m to	600m to	400m to	200m to	Total or	Margin
6th	7	Grandarci (13)									
		Position in running (margin)									
		Sectional time (s)									
		Cumulative time (s)									
		Speed (m/s)									
		Stride length (m)									
		Stride duration (s)									
		Stride efficiency (%)									
		Stride count									

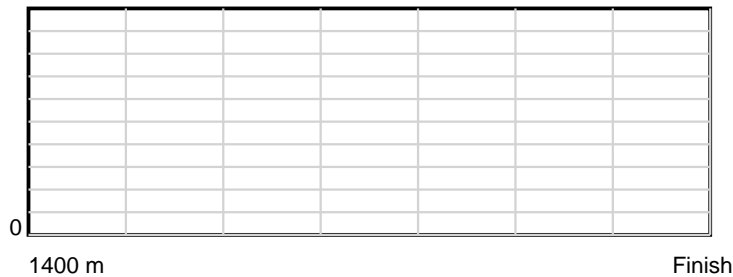
10 m Stride length



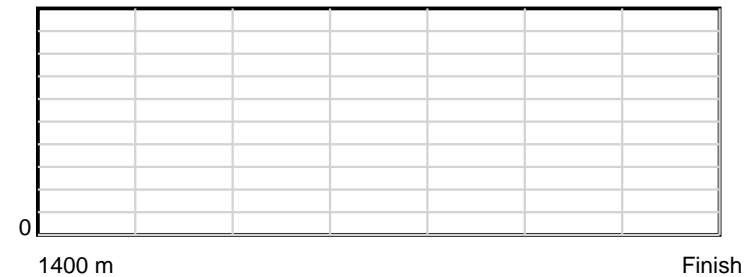
0.6 s Stride duration



20 m/sec Speed



100 % Stride efficiency



Note: Horizontal distance axis grid lines are 200m furlongs.

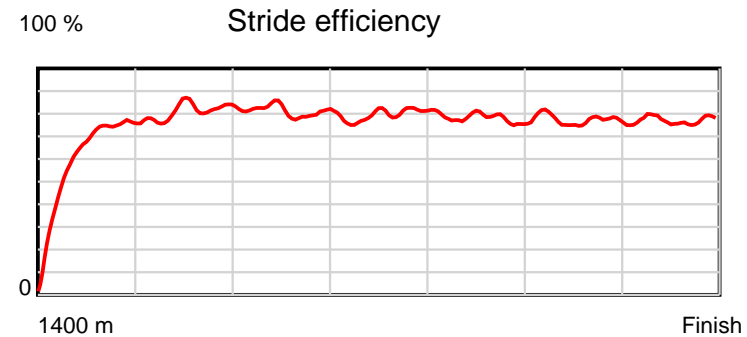
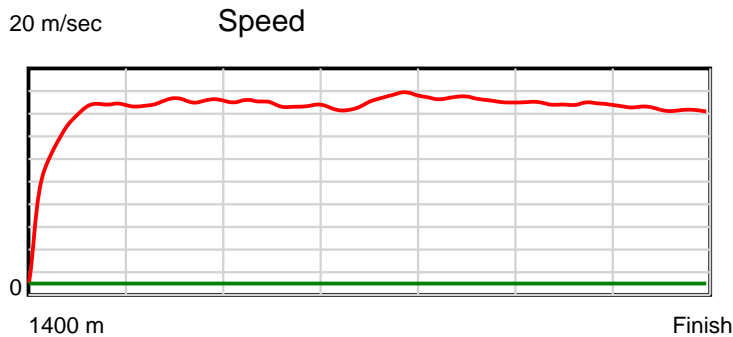
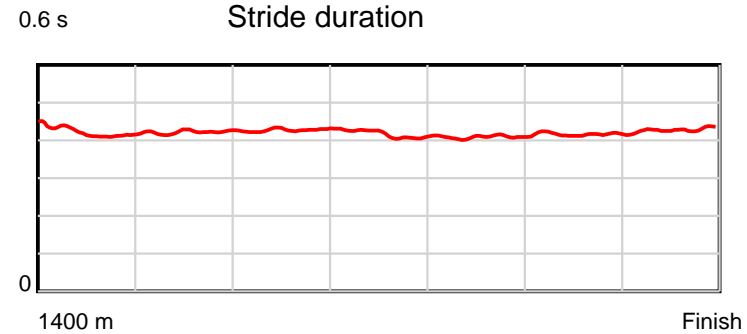
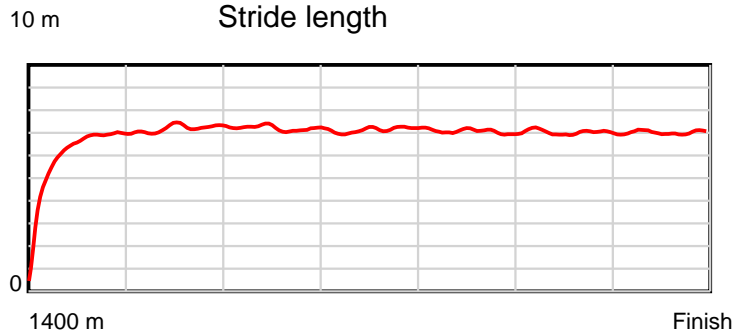
Disclaimer.

Tasracing Pty Ltd and Thoroughbred Ratings Pty Ltd accepts no responsibility for the completeness or accuracy of any of the information contained herein, and makes no representations about its suitability for any particular purpose. Users should make their own judgements about those matters and/or seek independent advice. You assume all risks associated with use of the data provided on this page.

Race Results

February 02, 2014, Race 3, CL1, Distance 1400m, Elwick Course Proper - Offset 0m

Result	TAB no.	Horse (Barrier)	1400 to	1200m to	1000m to	800m to	600m to	400m to	200m to	Total or	Margin
7th	2	Ash for Cash (14)	1200m	1000m	800m	600m	400m	200m	WP	Average	
		Position in running (margin)	-	10(7.7)	12(10.8)	12(12.7)	9(11.9)	9(9.8)	9(5.3)		2.30
		Sectional time (s)	16.22	11.45	11.74	11.51	11.91	11.94	12.11		
		Cumulative time (s)	86.89	70.67	59.21	47.47	35.97	24.05	12.11	1:26.89	
		Speed (m/s)	12.33	17.47	17.04	17.38	16.79	16.75	16.52	16.11	
		Stride length (m)	5.35	7.38	7.27	7.25	6.85	6.98	7.06	6.80	
		Stride duration (s)	0.422	0.422	0.427	0.417	0.408	0.416	0.428	0.422	
		Stride efficiency (%)	44.72	85.02	82.49	82.02	73.36	76.07	77.95	72.31	
		Stride count	37.39	27.11	27.53	27.61	29.19	28.66	28.32	205.81	



Note: Horizontal distance axis grid lines are 200m furlongs.

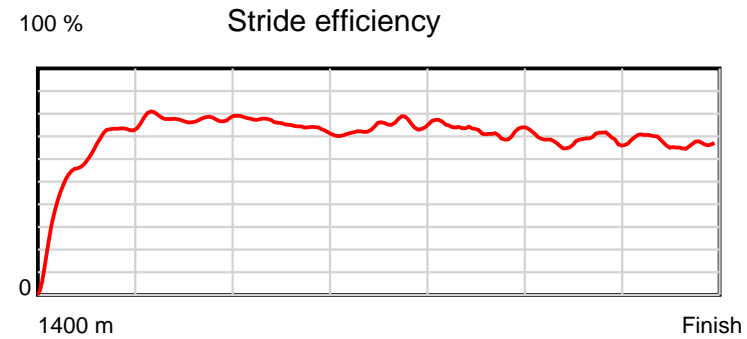
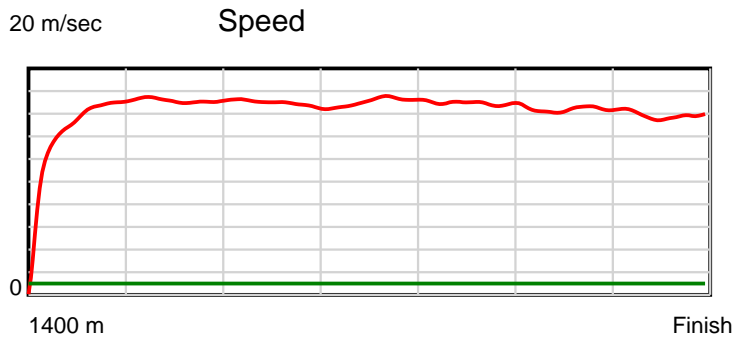
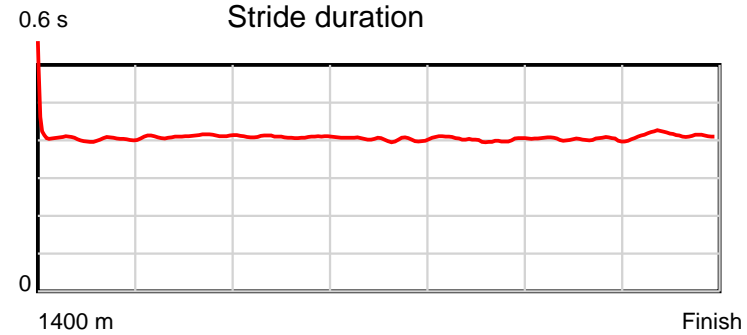
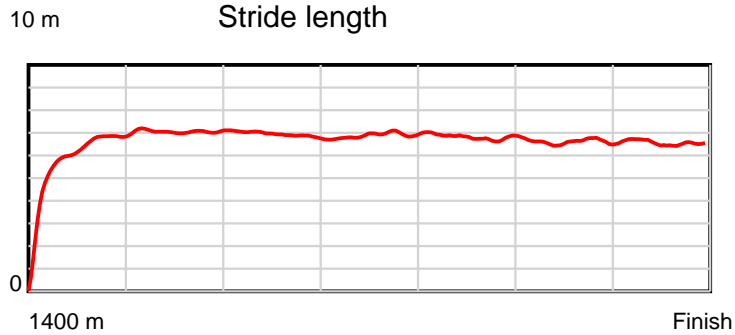
Disclaimer.

Tasracing Pty Ltd and Thoroughbred Ratings Pty Ltd accepts no responsibility for the completeness or accuracy of any of the information contained herein, and makes no representations about its suitability for any particular purpose. Users should make their own judgements about those matters and/or seek independent advice. You assume all risks associated with use of the data provided on this page.

Race Results

February 02, 2014, Race 3, CL1, Distance 1400m, Elwick Course Proper - Offset 0m

Result	TAB no.	Horse (Barrier)	1400 to	1200m to	1000m to	800m to	600m to	400m to	200m to	Total or	Margin
8th	1	Artie Luvstopa... (5)	1200m	1000m	800m	600m	400m	200m	WP	Average	
		Position in running (margin)	-	8(4.2)	8(7.2)	9(9.5)	7(9.1)	7(7.3)	8(4.7)		3.60
		Sectional time (s)	15.58	11.45	11.80	11.57	11.98	12.25	12.51		
		Cumulative time (s)	87.13	71.55	60.11	48.30	36.73	24.75	12.51	1:27.12	
		Speed (m/s)	12.84	17.47	16.95	17.29	16.69	16.33	15.99	16.07	
		Stride length (m)	5.31	7.20	6.93	6.96	6.72	6.58	6.62	6.56	
		Stride duration (s)	0.406	0.412	0.409	0.403	0.403	0.403	0.414	0.408	
		Stride efficiency (%)	44.02	80.91	75.09	75.76	70.63	67.64	68.58	67.27	
		Stride count	37.68	27.79	28.85	28.72	29.75	30.40	30.19	213.38	



Note: Horizontal distance axis grid lines are 200m furlongs.

Disclaimer.

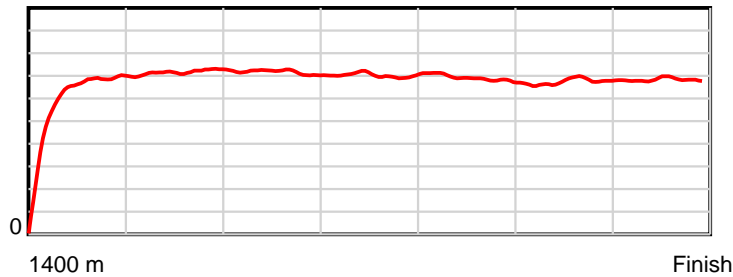
Tasracing Pty Ltd and Thoroughbred Ratings Pty Ltd accepts no responsibility for the completeness or accuracy of any of the information contained herein, and makes no representations about its suitability for any particular purpose. Users should make their own judgements about those matters and/or seek independent advice. You assume all risks associated with use of the data provided on this page.

Race Results

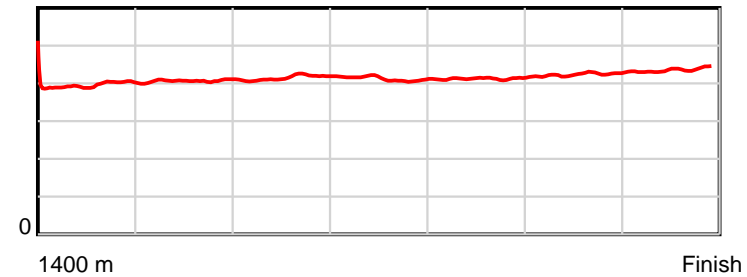
February 02, 2014, Race 3, CL1, Distance 1400m, Elwick Course Proper - Offset 0m

Result	TAB no.	Horse (Barrier)	1400 to	1200m to	1000m to	800m to	600m to	400m to	200m to	Total or	Margin
9th	10	Summer Downs (1)	1200m	1000m	800m	600m	400m	200m	WP	Average	
		Position in running (margin)	-	2(0.9)	3(1.5)	3(2.7)	3(2.9)	3(2.4)	2(1.4)		3.70
		Sectional time (s)	15.15	11.04	11.62	11.68	12.18	12.52	12.97		
		Cumulative time (s)	87.15	72.00	60.96	49.34	37.66	25.48	12.97	1:27.15	
		Speed (m/s)	13.20	18.12	17.21	17.12	16.42	15.97	15.42	16.06	
		Stride length (m)	5.42	7.35	7.13	7.06	6.76	6.76	6.73	6.69	
		Stride duration (s)	0.399	0.406	0.414	0.412	0.412	0.423	0.436	0.416	
		Stride efficiency (%)	45.82	84.44	79.45	77.96	71.47	71.31	70.81	69.86	
		Stride count	36.93	27.21	28.05	28.31	29.57	29.61	29.71	209.39	

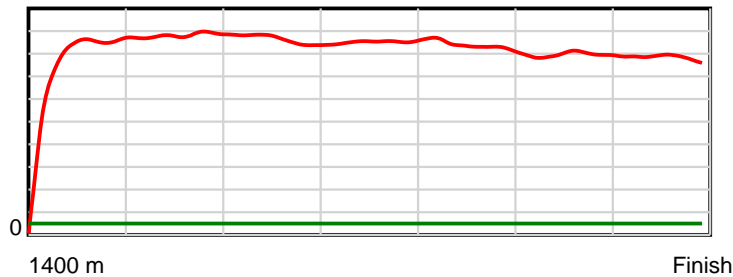
10 m Stride length



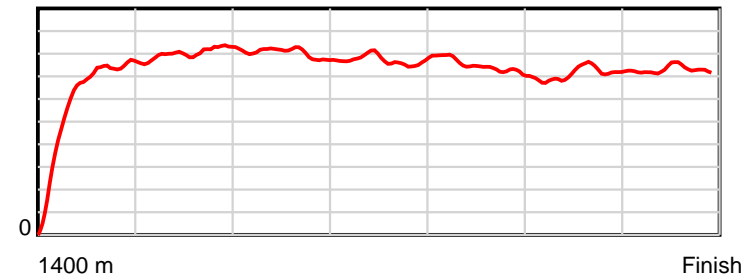
0.6 s Stride duration



20 m/sec Speed



100 % Stride efficiency



Note: Horizontal distance axis grid lines are 200m furlongs.

Disclaimer.

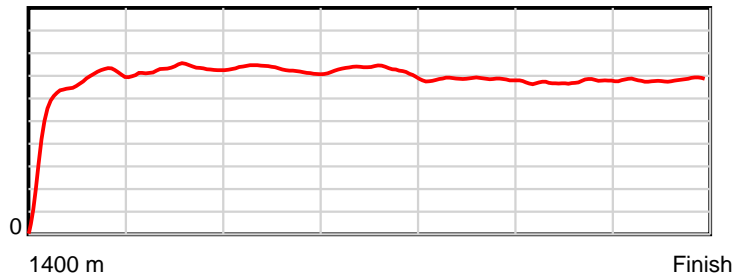
Tasracing Pty Ltd and Thoroughbred Ratings Pty Ltd accepts no responsibility for the completeness or accuracy of any of the information contained herein, and makes no representations about its suitability for any particular purpose. Users should make their own judgements about those matters and/or seek independent advice. You assume all risks associated with use of the data provided on this page.

Race Results

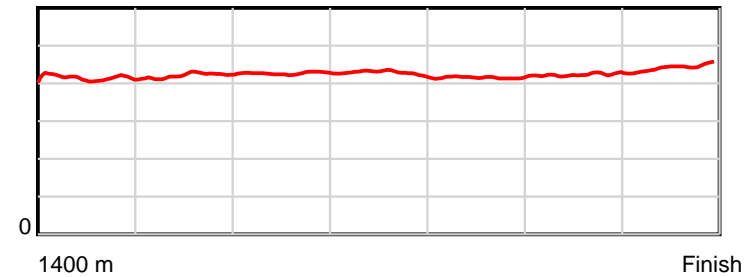
February 02, 2014, Race 3, CL1, Distance 1400m, Elwick Course Proper - Offset 0m

Result	TAB no.	Horse (Barrier)	1400 to	1200m to	1000m to	800m to	600m to	400m to	200m to	Total or	Margin
10th	4	Kwaboom (8)	1200m	1000m	800m	600m	400m	200m	WP	Average	
		Position in running (margin)	-	4(2.3)	5(4.7)	5(5.3)	5(5.3)	5(4.7)	6(3.6)		7.20
		Sectional time (s)	15.50	11.35	11.53	11.64	12.17	12.49	13.14		
		Cumulative time (s)	87.81	72.31	60.97	49.44	37.81	25.63	13.14	1:27.81	
		Speed (m/s)	12.90	17.62	17.35	17.18	16.43	16.01	15.22	15.94	
		Stride length (m)	5.50	7.43	7.40	7.36	6.82	6.76	6.75	6.79	
		Stride duration (s)	0.411	0.421	0.427	0.428	0.415	0.422	0.443	0.426	
		Stride efficiency (%)	47.22	86.17	85.59	84.54	72.63	71.43	71.10	72.11	
		Stride count	36.38	26.93	27.02	27.19	29.34	29.58	29.65	206.09	

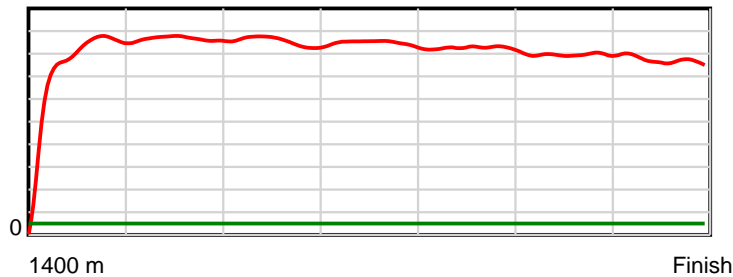
10 m Stride length



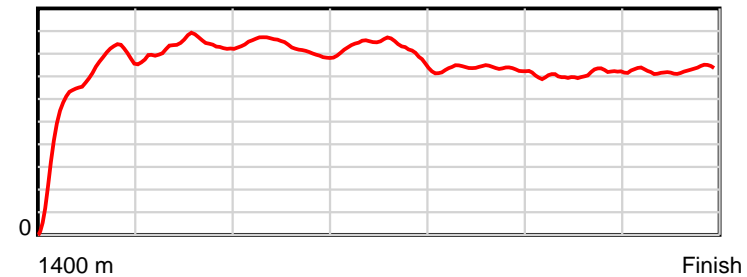
0.6 s Stride duration



20 m/sec Speed



100 % Stride efficiency



Note: Horizontal distance axis grid lines are 200m furlongs.

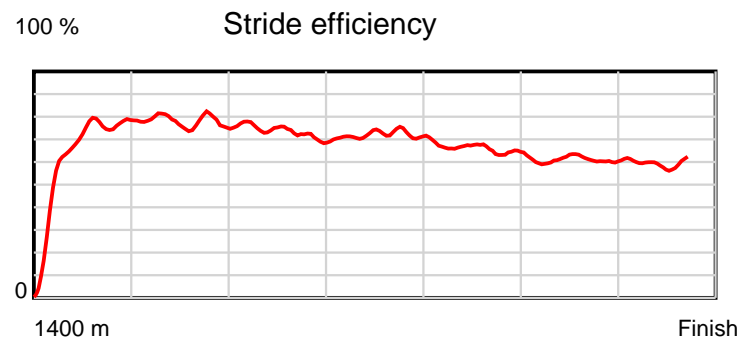
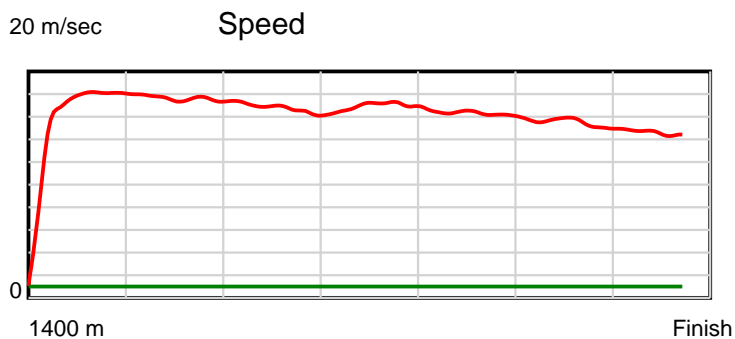
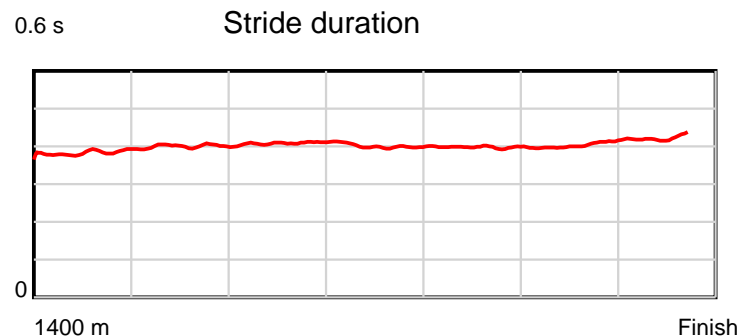
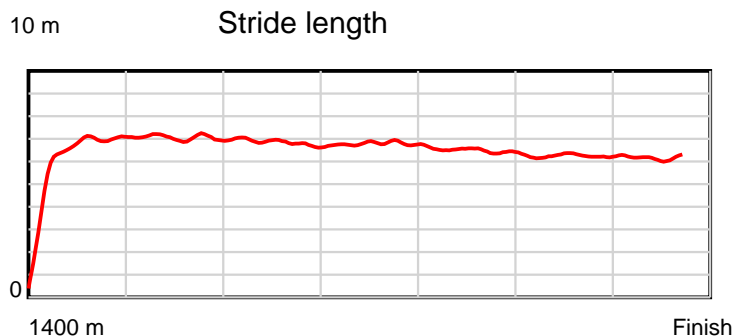
Disclaimer.

Tasracing Pty Ltd and Thoroughbred Ratings Pty Ltd accepts no responsibility for the completeness or accuracy of any of the information contained herein, and makes no representations about its suitability for any particular purpose. Users should make their own judgements about those matters and/or seek independent advice. You assume all risks associated with use of the data provided on this page.

Race Results

February 02, 2014, Race 3, CL1, Distance 1400m, Elwick Course Proper - Offset 0m

Result	TAB no.	Horse (Barrier)	1400 to	1200m to	1000m to	800m to	600m to	400m to	200m to	Total or	Margin
11th	11	Geegees Joker (10)	1200m	1000m	800m	600m	400m	200m	WP	Average	
		Position in running (margin)	-	6(2.8)	2(1.0)	2(1.8)	2(2.3)	2(1.6)	3(2.1)		8.00
		Sectional time (s)	15.52	10.65	11.55	11.72	12.16	12.76	13.62		
		Cumulative time (s)	87.97	72.45	61.80	50.25	38.53	26.38	13.62	1:27.97	
		Speed (m/s)	12.89	18.78	17.32	17.06	16.45	15.67	14.68	15.91	
		Stride length (m)	5.18	7.48	7.03	6.89	6.55	6.25	6.19	6.43	
		Stride duration (s)	0.386	0.398	0.406	0.404	0.398	0.399	0.421	0.404	
		Stride efficiency (%)	41.93	87.37	77.17	74.19	67.03	60.99	59.87	64.62	
		Stride count	38.61	26.75	28.46	29.03	30.54	32.01	32.31	217.71	



Note: Horizontal distance axis grid lines are 200m furlongs.

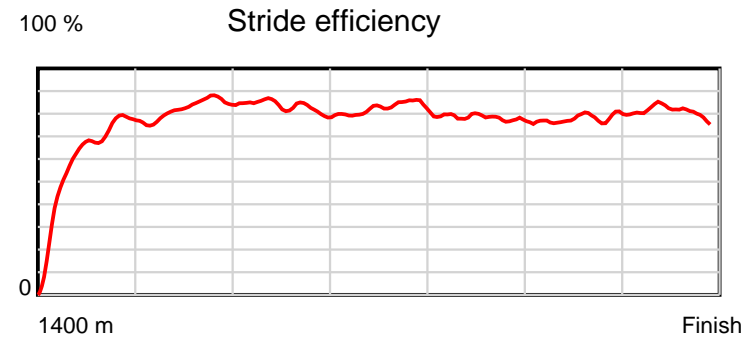
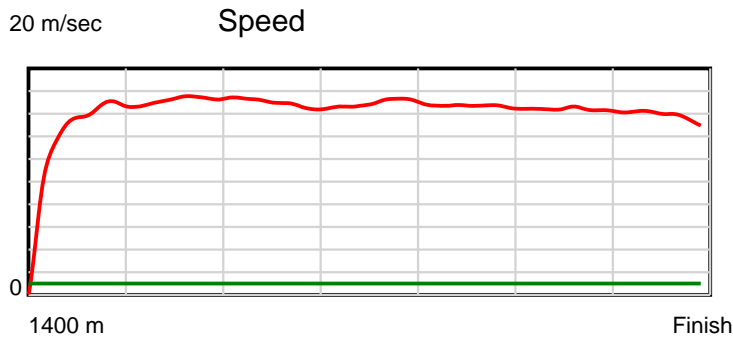
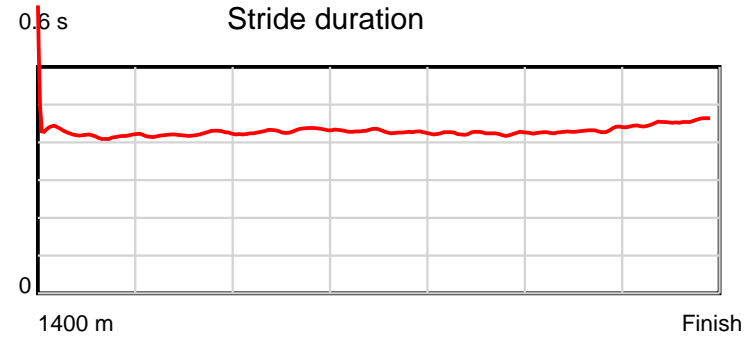
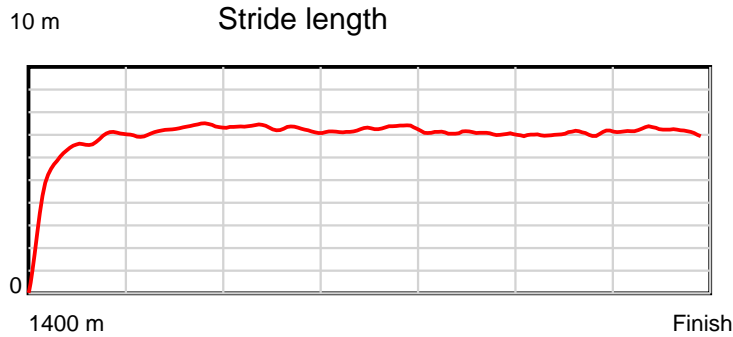
Disclaimer.

Tasracing Pty Ltd and Thoroughbred Ratings Pty Ltd accepts no responsibility for the completeness or accuracy of any of the information contained herein, and makes no representations about its suitability for any particular purpose. Users should make their own judgements about those matters and/or seek independent advice. You assume all risks associated with use of the data provided on this page.

Race Results

February 02, 2014, Race 3, CL1, Distance 1400m, Elwick Course Proper - Offset 0m

Result	TAB no.	Horse (Barrier)	1400 to	1200m to	1000m to	800m to	600m to	400m to	200m to	Total or	Margin
12th	14	Rokeby Lad (12)	1200m	1000m	800m	600m	400m	200m	WP	Average	
		Position in running (margin)	-	11(8.4)	11(9.9)	10(11.6)	10(12.0)	11(11.5)	11(8.2)		8.10
		Sectional time (s)	16.45	11.20	11.71	11.70	12.19	12.14	12.61		
		Cumulative time (s)	87.99	71.54	60.34	48.63	36.93	24.75	12.61	1:27.98	
		Speed (m/s)	12.16	17.86	17.08	17.09	16.41	16.47	15.86	15.91	
		Stride length (m)	5.54	7.51	7.35	7.34	6.94	7.06	7.19	6.92	
		Stride duration (s)	0.442	0.420	0.430	0.429	0.423	0.428	0.453	0.435	
		Stride efficiency (%)	47.90	88.06	84.46	84.15	75.25	77.79	80.85	74.93	
		Stride count	36.12	26.64	27.20	27.25	28.82	28.35	27.80	202.18	



Note: Horizontal distance axis grid lines are 200m furlongs.

Disclaimer.

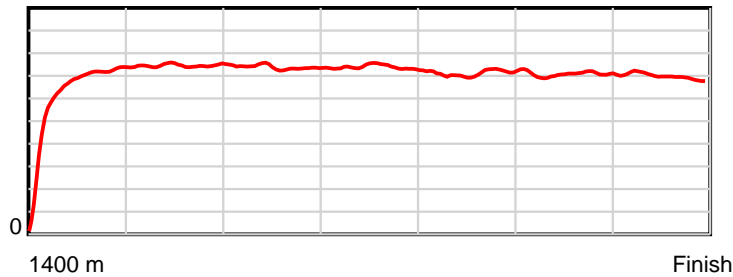
Tasracing Pty Ltd and Thoroughbred Ratings Pty Ltd accepts no responsibility for the completeness or accuracy of any of the information contained herein, and makes no representations about its suitability for any particular purpose. Users should make their own judgements about those matters and/or seek independent advice. You assume all risks associated with use of the data provided on this page.

Race Results

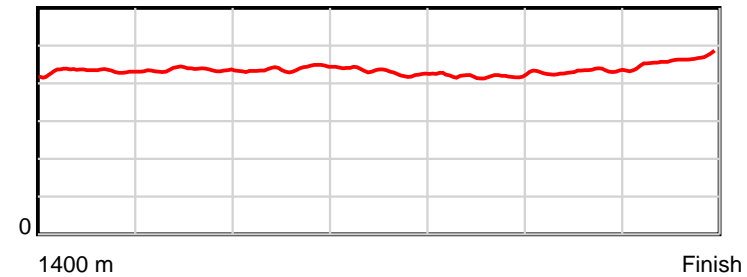
February 02, 2014, Race 3, CL1, Distance 1400m, Elwick Course Proper - Offset 0m

Result	TAB no.	Horse (Barrier)	1400 to	1200m to	1000m to	800m to	600m to	400m to	200m to	Total or	Margin
13th	12	Lady Imelda (6)	1200m	1000m	800m	600m	400m	200m	WP	Average	
		Position in running (margin)	-	7(3.4)	7(7.1)	8(9.3)	11(12.0)	10(11.3)	10(6.8)		10.90
		Sectional time (s)	15.56	11.57	11.79	12.09	12.15	11.92	13.45		
		Cumulative time (s)	88.53	72.97	61.41	49.62	37.53	25.38	13.45	1:28.53	
		Speed (m/s)	12.86	17.29	16.96	16.54	16.46	16.78	14.87	15.81	
		Stride length (m)	5.60	7.52	7.40	7.13	6.89	7.23	6.86	6.89	
		Stride duration (s)	0.422	0.435	0.436	0.431	0.419	0.431	0.462	0.436	
		Stride efficiency (%)	49.07	88.45	85.57	79.53	74.23	81.71	73.57	74.20	
		Stride count	35.69	26.58	27.03	28.04	29.02	27.66	29.15	203.17	

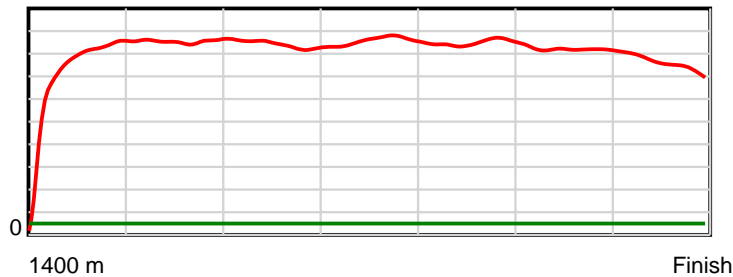
10 m Stride length



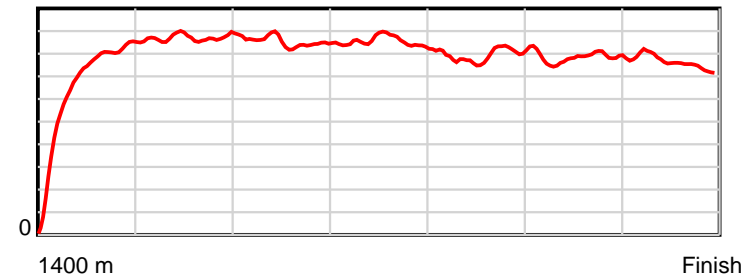
0.6 s Stride duration



20 m/sec Speed



100 % Stride efficiency



Note: Horizontal distance axis grid lines are 200m furlongs.

Disclaimer.

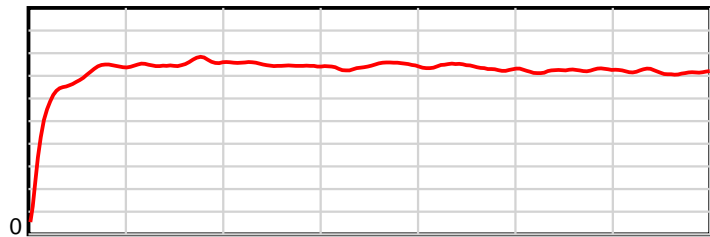
Tasracing Pty Ltd and Thoroughbred Ratings Pty Ltd accepts no responsibility for the completeness or accuracy of any of the information contained herein, and makes no representations about its suitability for any particular purpose. Users should make their own judgements about those matters and/or seek independent advice. You assume all risks associated with use of the data provided on this page.

Race Results

February 02, 2014, Race 3, CL1, Distance 1400m, Elwick Course Proper - Offset 0m

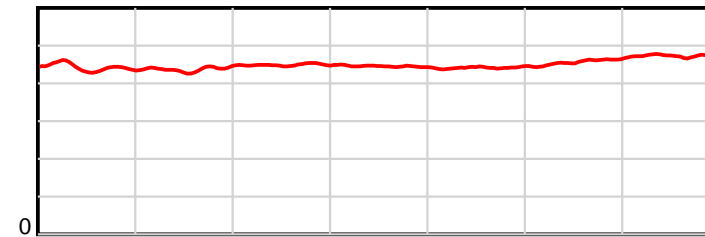
Result	TAB no.	Horse (Barrier)	1400 to	1200m to	1000m to	800m to	600m to	400m to	200m to	Total or	Margin
14th	3	Holiday Isle (11)	1200m	1000m	800m	600m	400m	200m	WP	Average	
		Position in running (margin)	-	9(5.6)	10(9.3)	11(12.7)	12(12.9)	12(12.0)	12(11.8)		16.20
		Sectional time (s)	16.27	11.57	11.98	11.67	12.13	12.64	13.31		
		Cumulative time (s)	89.57	73.30	61.74	49.76	38.08	25.95	13.31	1:29.56	
		Speed (m/s)	12.29	17.29	16.69	17.14	16.49	15.82	15.03	15.63	
		Stride length (m)	5.79	7.58	7.49	7.63	7.27	7.24	7.13	7.10	
		Stride duration (s)	0.442	0.438	0.448	0.445	0.441	0.458	0.475	0.455	
		Stride efficiency (%)	52.39	89.72	87.64	90.87	82.65	81.84	79.47	78.87	
		Stride count	34.54	26.39	26.71	26.23	27.50	27.64	28.05	197.06	

10 m Stride length



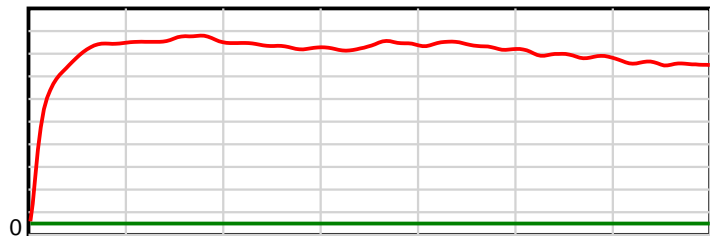
1400 m Finish

0.6 s Stride duration



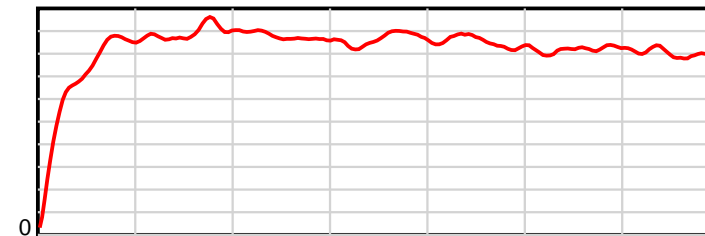
1400 m Finish

20 m/sec Speed



1400 m Finish

100 % Stride efficiency



1400 m Finish

Note: Horizontal distance axis grid lines are 200m furlongs.

Disclaimer.

Tasracing Pty Ltd and Thoroughbred Ratings Pty Ltd accepts no responsibility for the completeness or accuracy of any of the information contained herein, and makes no representations about its suitability for any particular purpose. Users should make their own judgements about those matters and/or seek independent advice. You assume all risks associated with use of the data provided on this page.