



Race Results

Tasmanian Racing Club, Hobart, February 02, 2014

Compilation date: February 3, 2014, 10:18:49 AM (EST)

Copyright © 2014 Tasracing Pty Ltd. All rights reserved.

Trademarks.

StrideMASTER is a registered trademark of Thoroughbred Ratings Pty Ltd.

Disclaimer.

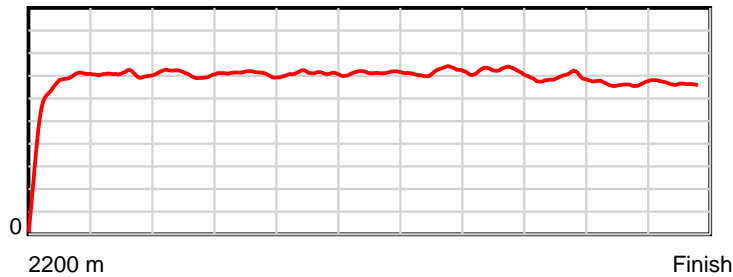
Tasracing Pty Ltd and Thoroughbred Ratings Pty Ltd accepts no responsibility for the completeness or accuracy of any of the information contained herein, and makes no representations about its suitability for any particular purpose. Users should make their own judgements about those matters and/or seek independent advice. You assume all risks associated with use of the data provided on this page.

Race Results

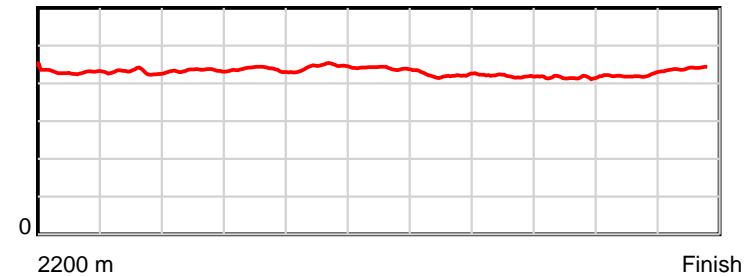
February 02, 2014, Race 4, WFA, Distance 2200m, Elwick Course Proper - Offset 0m

Result	TAB no.	Horse (Barrier)	2200 to	2000m to	1800m to	1600m to	1400m to	1200m to	1000m to	800m to	600m to	400m to	200m to	Total or	Margin
1st	6	Gee Gee's La Q... (6)	2000m	1800m	1600m	1400m	1200m	1000m	800m	600m	400m	200m	WP	Average	
		Position in running (margin)	-	4(2.9)	4(5.9)	6(6.0)	6(7.5)	6(6.6)	6(7.1)	6(6.1)	5(5.9)	3(4.8)	2(1.5)		0.00
		Sectional time (s)	15.21	11.81	12.42	13.11	12.98	12.21	11.59	11.62	11.35	12.18	13.09		
		Cumulative time (s)	137.57	122.36	110.55	98.13	85.02	72.04	59.83	48.24	36.62	25.27	13.09	2:17.56	
		Speed (m/s)	13.15	16.93	16.10	15.26	15.41	16.38	17.26	17.21	17.62	16.42	15.28	15.99	
		Stride length (m)	6.05	7.30	6.98	6.66	6.82	7.21	7.28	7.22	7.32	6.88	6.70	6.93	
		Stride duration (s)	0.432	0.431	0.433	0.437	0.443	0.440	0.422	0.419	0.415	0.419	0.438	0.433	
		Stride efficiency (%)	57.18	83.24	76.04	69.41	72.75	81.30	82.81	81.37	83.62	74.02	70.05	74.96	
		Stride count	33.06	27.40	28.67	30.01	29.31	27.73	27.47	27.72	27.34	29.06	29.87	317.64	

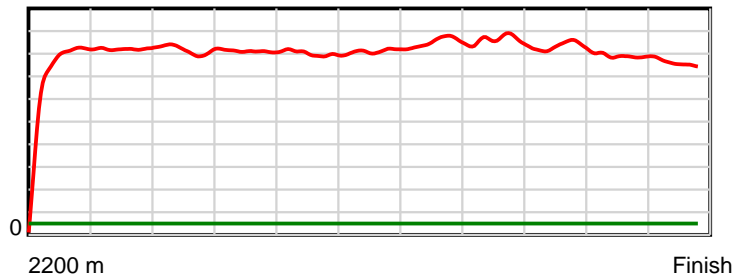
10 m Stride length



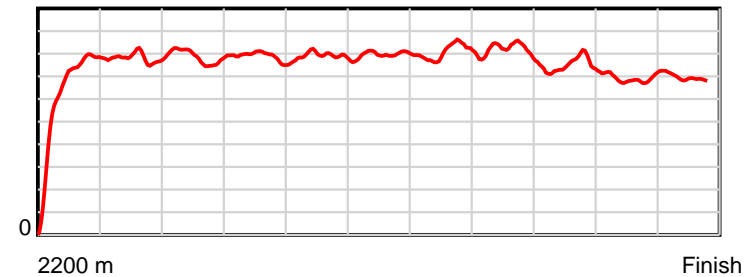
0.6 s Stride duration



20 m/sec Speed



100 % Stride efficiency



Note: Horizontal distance axis grid lines are 200m furlongs.

Disclaimer.

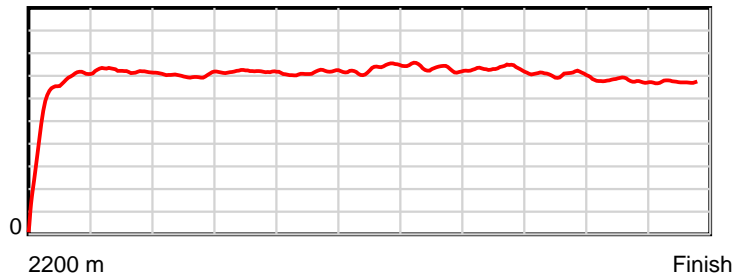
Tasracing Pty Ltd and Thoroughbred Ratings Pty Ltd accepts no responsibility for the completeness or accuracy of any of the information contained herein, and makes no representations about its suitability for any particular purpose. Users should make their own judgements about those matters and/or seek independent advice. You assume all risks associated with use of the data provided on this page.

Race Results

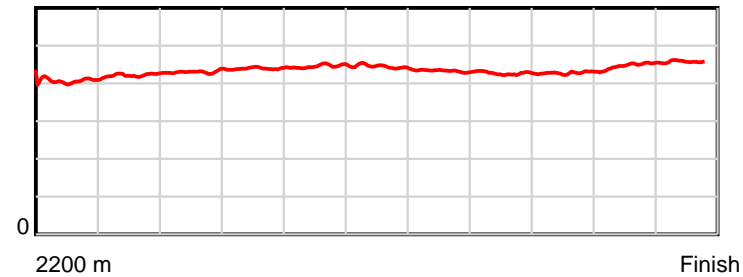
February 02, 2014, Race 4, WFA, Distance 2200m, Elwick Course Proper - Offset 0m

Result	TAB no.	Horse (Barrier)	2200 to	2000m to	1800m to	1600m to	1400m to	1200m to	1000m to	800m to	600m to	400m to	200m to	Total or	Margin
2nd	1	The Cleaner (7)	2000m	1800m	1600m	1400m	1200m	1000m	800m	600m	400m	200m	WP	Average	
		Position in running (margin)	-	1(0.0)	1(0.0)	1(0.0)	2(0.3)	1(0.0)	1(0.0)	1(0.0)	1(0.0)	1(0.0)	1(0.0)		2.00
		Sectional time (s)	14.89	11.32	12.40	12.91	13.08	12.13	11.75	11.65	11.54	12.73	13.55		
		Cumulative time (s)	137.95	123.06	111.75	99.34	86.43	73.35	61.22	49.48	37.83	26.28	13.55	2:17.94	
		Speed (m/s)	13.44	17.67	16.13	15.49	15.29	16.49	17.02	17.17	17.33	15.71	14.76	15.95	
		Stride length (m)	5.77	7.38	6.91	6.79	6.80	7.35	7.37	7.33	7.39	6.96	6.74	6.95	
		Stride duration (s)	0.402	0.418	0.428	0.438	0.445	0.446	0.433	0.427	0.427	0.443	0.457	0.436	
		Stride efficiency (%)	52.02	85.14	74.53	72.01	72.28	84.30	84.95	83.96	85.40	75.78	70.95	75.42	
		Stride count	34.66	27.10	28.96	29.46	29.41	27.23	27.13	27.28	27.05	28.72	29.68	316.68	

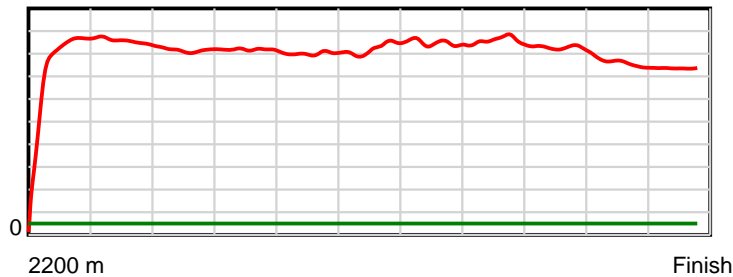
10 m Stride length



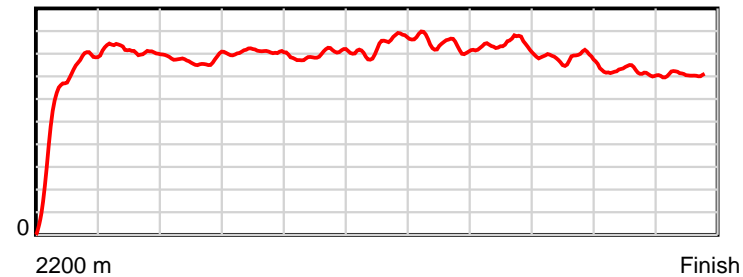
0.6 s Stride duration



20 m/sec Speed



100 % Stride efficiency



Note: Horizontal distance axis grid lines are 200m furlongs.

Disclaimer.

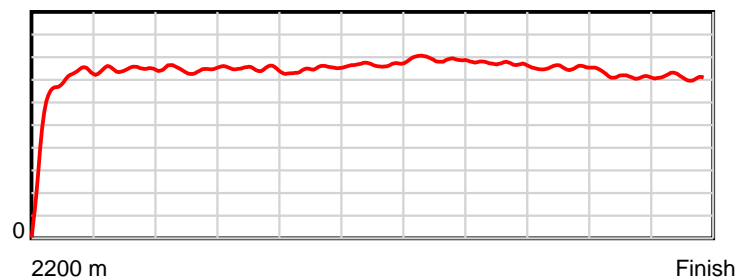
Tasracing Pty Ltd and Thoroughbred Ratings Pty Ltd accepts no responsibility for the completeness or accuracy of any of the information contained herein, and makes no representations about its suitability for any particular purpose. Users should make their own judgements about those matters and/or seek independent advice. You assume all risks associated with use of the data provided on this page.

Race Results

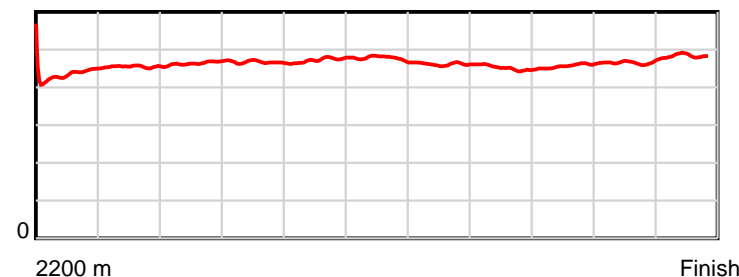
February 02, 2014, Race 4, WFA, Distance 2200m, Elwick Course Proper - Offset 0m

Result	TAB no.	Horse (Barrier)	2200 to	2000m to	1800m to	1600m to	1400m to	1200m to	1000m to	800m to	600m to	400m to	200m to	Total or	Margin
3rd	2	Relentless Pur... (4)	2000m	1800m	1600m	1400m	1200m	1000m	800m	600m	400m	200m	WP	Average	
		Position in running (margin)	-	2(0.6)	2(3.2)	4(3.6)	4(3.7)	4(3.2)	4(3.9)	3(2.7)	2(3.3)	2(2.4)	3(1.6)		3.30
		Sectional time (s)	14.85	11.76	12.47	12.89	13.03	12.24	11.55	11.75	11.39	12.61	13.64		
		Cumulative time (s)	138.19	123.34	111.58	99.11	86.22	73.19	60.94	49.39	37.64	26.25	13.64	2:18.18	
		Speed (m/s)	13.47	17.01	16.04	15.52	15.35	16.34	17.32	17.02	17.56	15.86	14.66	15.92	
		Stride length (m)	6.36	7.72	7.41	7.26	7.23	7.79	8.00	7.69	7.99	7.37	7.06	7.41	
		Stride duration (s)	0.443	0.454	0.462	0.468	0.471	0.477	0.462	0.452	0.455	0.465	0.481	0.466	
		Stride efficiency (%)	63.12	93.06	85.86	82.31	81.73	94.91	100.02	92.32	99.86	84.93	77.85	85.89	
		Stride count	31.47	25.92	26.98	27.56	27.65	25.66	25.00	26.02	25.02	27.13	28.34	296.75	

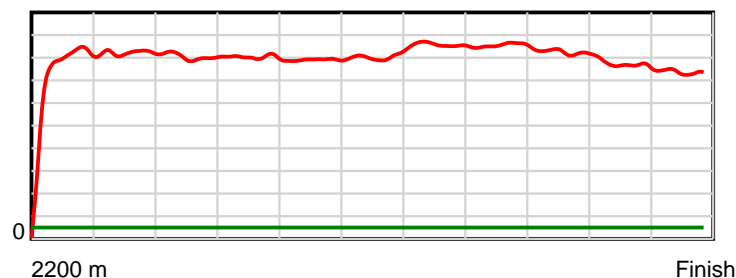
10 m Stride length



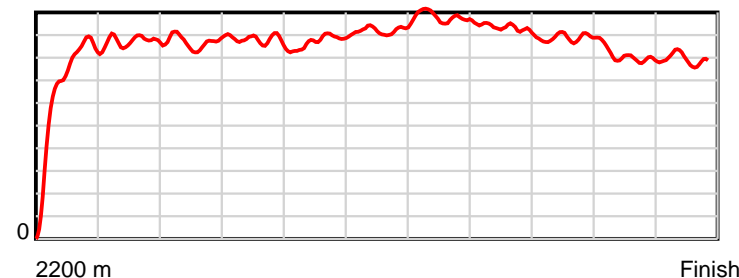
0.6 s Stride duration



20 m/sec Speed



100 % Stride efficiency



Note: Horizontal distance axis grid lines are 200m furlongs.

Disclaimer.

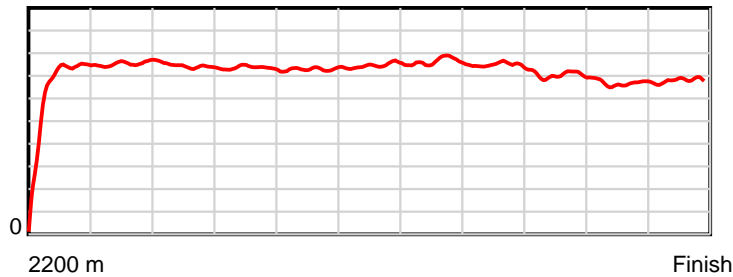
Tasracing Pty Ltd and Thoroughbred Ratings Pty Ltd accepts no responsibility for the completeness or accuracy of any of the information contained herein, and makes no representations about its suitability for any particular purpose. Users should make their own judgements about those matters and/or seek independent advice. You assume all risks associated with use of the data provided on this page.

Race Results

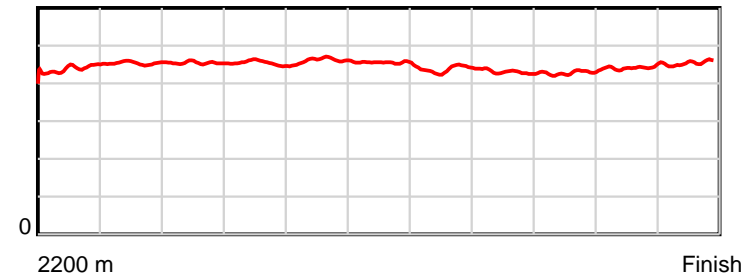
February 02, 2014, Race 4, WFA, Distance 2200m, Elwick Course Proper - Offset 0m

Result	TAB no.	Horse (Barrier)	2200 to	2000m to	1800m to	1600m to	1400m to	1200m to	1000m to	800m to	600m to	400m to	200m to	Total or	Margin
4th	4	Royal Equerry (3)	2000m	1800m	1600m	1400m	1200m	1000m	800m	600m	400m	200m	WP	Average	
		Position in running (margin)	-	6(4.3)	5(6.1)	3(3.0)	1(0.0)	2(1.9)	2(2.6)	2(0.7)	3(3.4)	4(9.0)	4(8.3)		4.60
		Sectional time (s)	14.90	11.62	11.88	12.37	13.43	12.26	11.42	12.10	12.48	12.60	13.36		
		Cumulative time (s)	138.44	123.54	111.92	100.04	87.67	74.23	61.97	50.55	38.45	25.97	13.36	2:18.43	
		Speed (m/s)	13.42	17.21	16.84	16.17	14.89	16.31	17.51	16.53	16.03	15.87	14.97	15.89	
		Stride length (m)	5.91	7.79	7.65	7.36	6.82	7.44	7.67	7.12	6.86	6.99	6.80	7.09	
		Stride duration (s)	0.431	0.452	0.454	0.455	0.458	0.456	0.438	0.431	0.428	0.441	0.455	0.446	
		Stride efficiency (%)	54.61	94.73	91.37	84.63	72.79	86.40	92.03	79.25	73.55	76.36	72.33	78.52	
		Stride count	33.83	25.69	26.16	27.18	29.30	26.90	26.06	28.08	29.15	28.61	29.40	310.36	

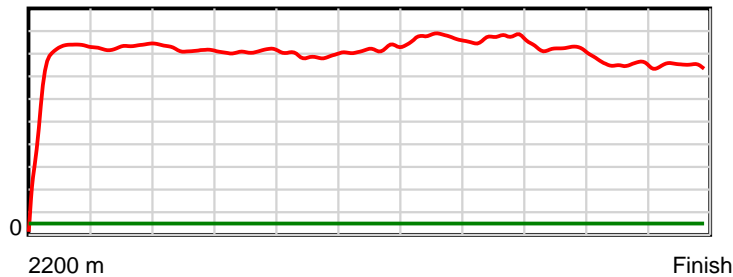
10 m Stride length



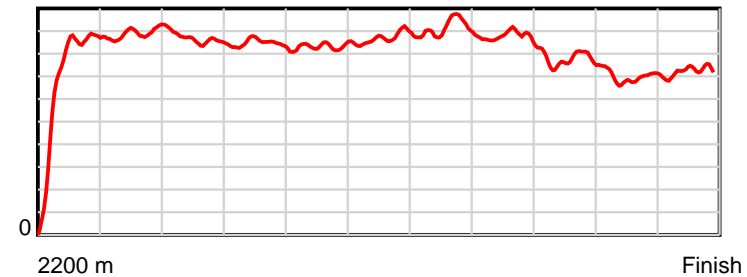
0.6 s Stride duration



20 m/sec Speed



100 % Stride efficiency



Note: Horizontal distance axis grid lines are 200m furlongs.

Disclaimer.

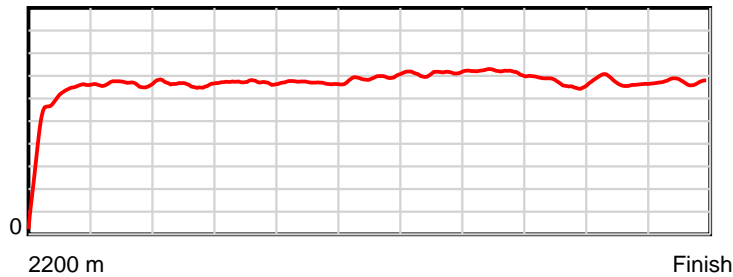
Tasracing Pty Ltd and Thoroughbred Ratings Pty Ltd accepts no responsibility for the completeness or accuracy of any of the information contained herein, and makes no representations about its suitability for any particular purpose. Users should make their own judgements about those matters and/or seek independent advice. You assume all risks associated with use of the data provided on this page.

Race Results

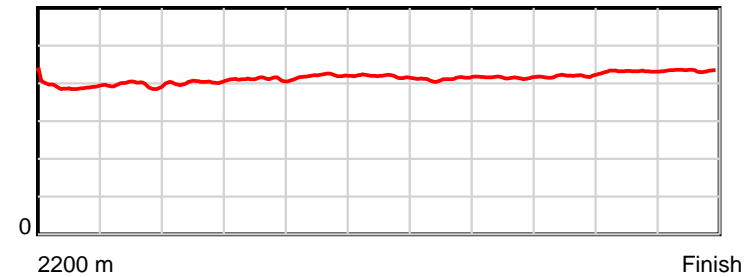
February 02, 2014, Race 4, WFA, Distance 2200m, Elwick Course Proper - Offset 0m

Result	TAB no.	Horse (Barrier)	2200 to	2000m to	1800m to	1600m to	1400m to	1200m to	1000m to	800m to	600m to	400m to	200m to	Total or	Margin
5th	7	Knots Sister (5)	2000m	1800m	1600m	1400m	1200m	1000m	800m	600m	400m	200m	WP	Average	
		Position in running (margin)	-	5(3.7)	6(6.1)	5(5.4)	5(5.2)	5(4.8)	5(5.7)	5(5.0)	6(7.3)	5(9.7)	5(9.0)		8.10
		Sectional time (s)	15.67	11.73	12.28	12.84	13.06	12.27	11.64	12.02	11.94	12.61	13.05		
		Cumulative time (s)	139.11	123.44	111.71	99.44	86.60	73.54	61.27	49.63	37.60	25.66	13.05	2:19.11	
		Speed (m/s)	12.77	17.05	16.29	15.58	15.31	16.30	17.18	16.64	16.75	15.86	15.33	15.82	
		Stride length (m)	5.54	6.76	6.52	6.40	6.40	6.83	7.07	6.91	7.01	6.84	6.66	6.60	
		Stride duration (s)	0.396	0.396	0.400	0.411	0.418	0.419	0.412	0.415	0.419	0.431	0.434	0.417	
		Stride efficiency (%)	47.94	71.36	66.42	63.98	64.09	72.93	78.14	74.53	76.88	73.08	69.21	68.12	
		Stride count	36.11	29.60	30.68	31.26	31.23	29.28	28.28	28.96	28.51	29.25	30.05	333.21	

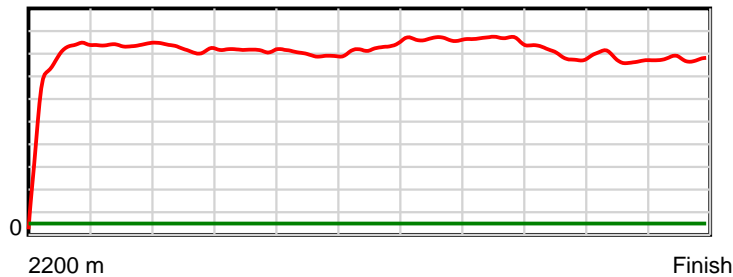
10 m Stride length



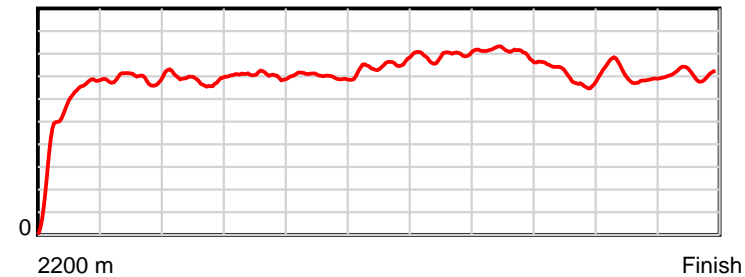
0.6 s Stride duration



20 m/sec Speed



100 % Stride efficiency



Note: Horizontal distance axis grid lines are 200m furlongs.

Disclaimer.


Tasracing Pty Ltd and Thoroughbred Ratings Pty Ltd accepts no responsibility for the completeness or accuracy of any of the information contained herein, and makes no representations about its suitability for any particular purpose. Users should make their own judgements about those matters and/or seek independent advice. You assume all risks associated with use of the data provided on this page.

Race Results

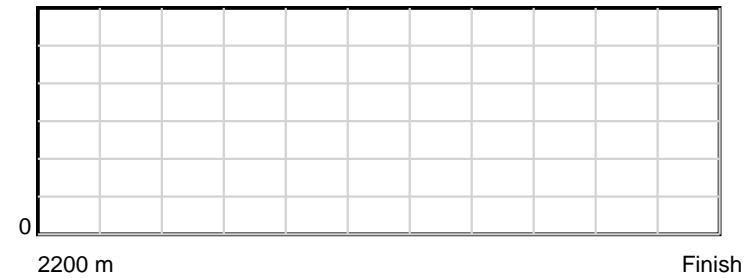
February 02, 2014, Race 4, WFA, Distance 2200m, Elwick Course Proper - Offset 0m

Result	TAB no.	Horse (Barrier)	2200 to	2000m to	1800m to	1600m to	1400m to	1200m to	1000m to	800m to	600m to	400m to	200m to	Total or	Margin
6th	5	Keep the Cash (2)													
		Position in running (margin)													
		Sectional time (s)													
		Cumulative time (s)													
		Speed (m/s)													
		Stride length (m)													
		Stride duration (s)													
		Stride efficiency (%)													
		Stride count													


10 m Stride length




0.6 s Stride duration



20 m/sec Speed



100 % Stride efficiency



Note: Horizontal distance axis grid lines are 200m furlongs.

Disclaimer.

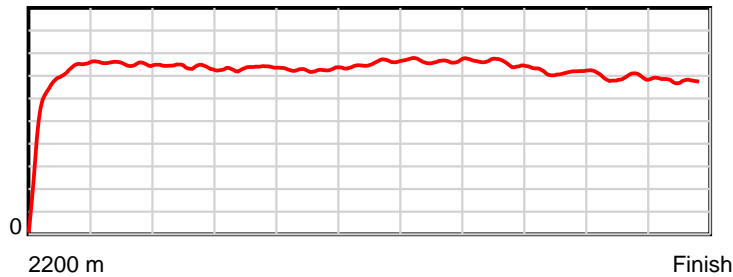
Tasracing Pty Ltd and Thoroughbred Ratings Pty Ltd accepts no responsibility for the completeness or accuracy of any of the information contained herein, and makes no representations about its suitability for any particular purpose. Users should make their own judgements about those matters and/or seek independent advice. You assume all risks associated with use of the data provided on this page.

Race Results

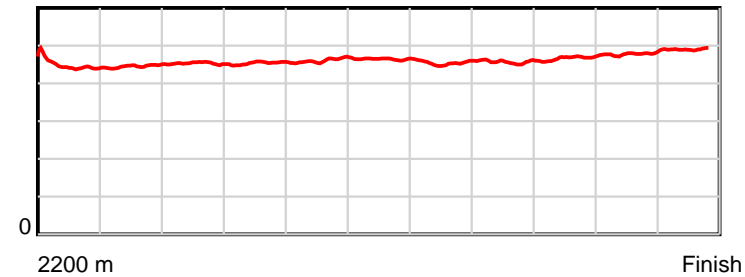
February 02, 2014, Race 4, WFA, Distance 2200m, Elwick Course Proper - Offset 0m

Result	TAB no.	Horse (Barrier)	2200 to	2000m to	1800m to	1600m to	1400m to	1200m to	1000m to	800m to	600m to	400m to	200m to	Total or	Margin
7th	3	Can Get Thirst... (1)	2000m	1800m	1600m	1400m	1200m	1000m	800m	600m	400m	200m	WP	Average	
		Position in running (margin)	-	3(2.4)	3(3.3)	2(2.4)	3(2.6)	3(2.7)	3(2.7)	4(2.9)	4(5.7)	6(11.0)	6(14.1)		22.90
		Sectional time (s)	16.14	11.48	12.24	12.90	13.14	12.13	11.78	12.12	12.42	13.26	14.38		
		Cumulative time (s)	142.00	125.86	114.38	102.13	89.24	76.10	63.97	52.18	40.06	27.64	14.38	2:22.00	
		Speed (m/s)	12.39	17.42	16.34	15.50	15.22	16.49	16.98	16.50	16.10	15.08	13.91	15.49	
		Stride length (m)	6.24	7.74	7.39	7.03	7.00	7.66	7.71	7.53	7.49	7.19	6.82	7.23	
		Stride duration (s)	0.441	0.444	0.453	0.453	0.460	0.465	0.454	0.457	0.465	0.477	0.490	0.466	
		Stride efficiency (%)	60.76	93.55	85.43	77.28	76.66	91.70	92.78	88.66	87.69	80.77	72.61	81.60	
		Stride count	32.07	25.85	27.05	28.44	28.55	26.11	25.96	26.55	26.70	27.82	29.34	304.44	

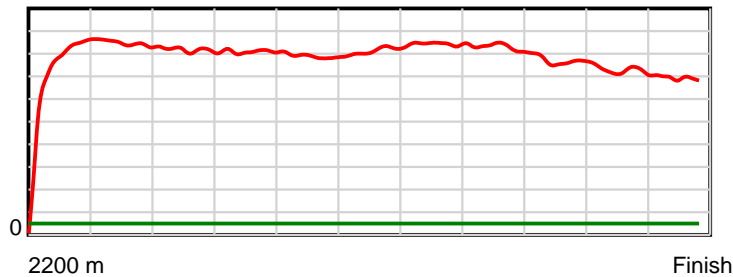
10 m Stride length



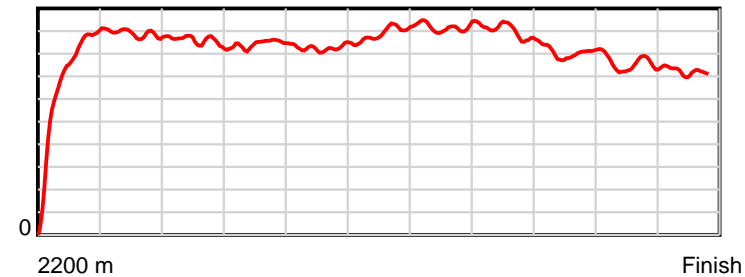
0.6 s Stride duration



20 m/sec Speed



100 % Stride efficiency



Note: Horizontal distance axis grid lines are 200m furlongs.

Disclaimer.

Tasracing Pty Ltd and Thoroughbred Ratings Pty Ltd accepts no responsibility for the completeness or accuracy of any of the information contained herein, and makes no representations about its suitability for any particular purpose. Users should make their own judgements about those matters and/or seek independent advice. You assume all risks associated with use of the data provided on this page.