



## Race Results

Tasmanian Racing Club, Hobart, February 02, 2014

Compilation date: February 3, 2014, 10:21:11 AM (EST)

Copyright © 2014 Tasracing Pty Ltd. All rights reserved.

### Trademarks.

StrideMASTER is a registered trademark of Thoroughbred Ratings Pty Ltd.

### Disclaimer.

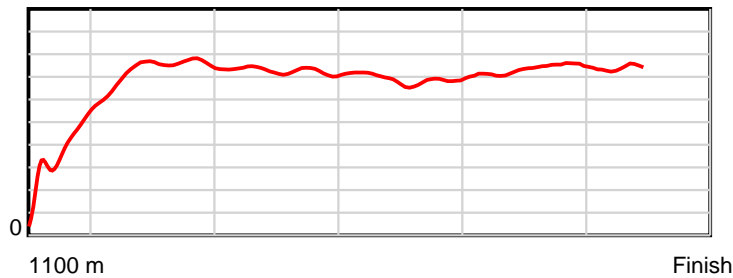
Tasracing Pty Ltd and Thoroughbred Ratings Pty Ltd accepts no responsibility for the completeness or accuracy of any of the information contained herein, and makes no representations about its suitability for any particular purpose. Users should make their own judgements about those matters and/or seek independent advice. You assume all risks associated with use of the data provided on this page.

# Race Results

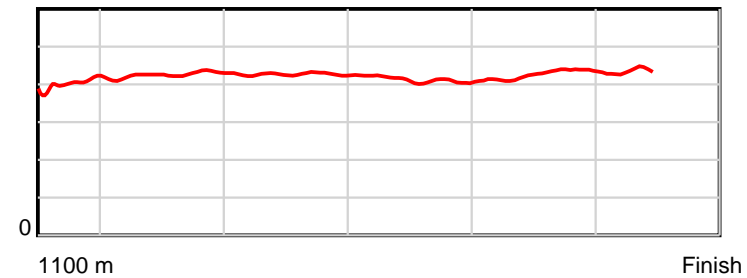
February 02, 2014, Race 6, 3Y-SW, Distance 1100m, Elwick Course Proper - Offset 0m

Result	TAB no.	Horse (Barrier)	1100 to	1000m to	800m to	600m to	400m to	200m to	Total or	Margin
1st	1	<b>Grand Tycoon (4)</b>	<b>1000m</b>	<b>800m</b>	<b>600m</b>	<b>400m</b>	<b>200m</b>	<b>WP</b>	<b>Average</b>	
		Position in running (margin)	-	11(29.7)	11(18.2)	5(3.7)	1(0.0)	1(0.0)		0.00
		Sectional time (s)	13.14	8.87	8.83	11.59	12.10	11.68		
		Cumulative time (s)	66.21	53.07	44.20	35.38	23.79	11.68	1:06.20	
		Speed (m/s)	7.61	22.55	22.65	17.26	16.53	17.12	16.61	
		Stride length (m)	3.28	9.49	9.70	7.31	6.77	7.42	7.05	
		Stride duration (s)	0.413	0.421	0.428	0.423	0.410	0.434	0.425	
		Stride efficiency (%)	16.85	140.73	147.06	83.48	71.72	86.12	77.73	
		Stride count	30.46	21.07	20.62	27.36	29.52	26.94	155.97	

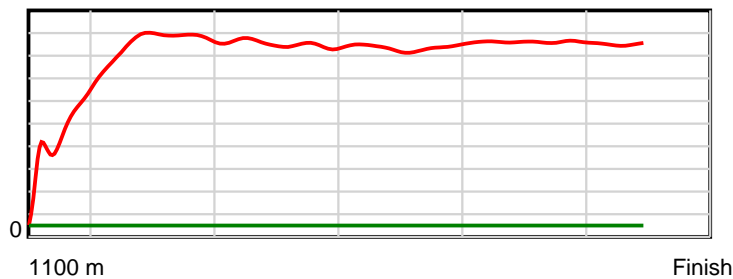
10 m Stride length



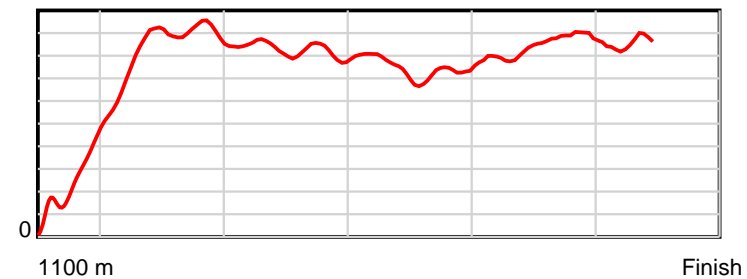
0.6 s Stride duration



20 m/sec Speed



100 % Stride efficiency



Note: Horizontal distance axis grid lines are 200m furlongs.

**Disclaimer.**

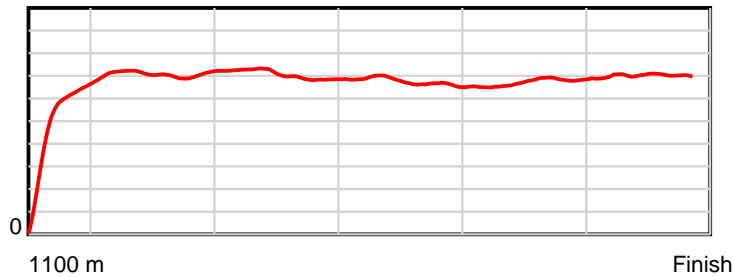
Tasracing Pty Ltd and Thoroughbred Ratings Pty Ltd accepts no responsibility for the completeness or accuracy of any of the information contained herein, and makes no representations about its suitability for any particular purpose. Users should make their own judgements about those matters and/or seek independent advice. You assume all risks associated with use of the data provided on this page.

# Race Results

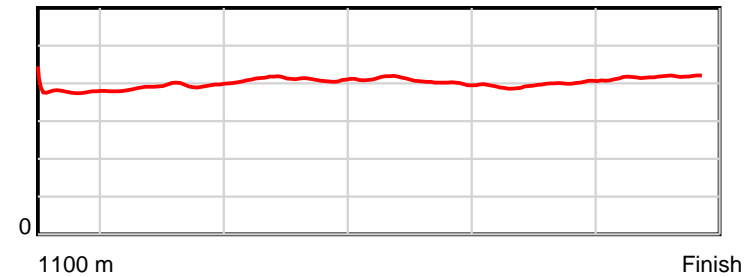
February 02, 2014, Race 6, 3Y-SW, Distance 1100m, Elwick Course Proper - Offset 0m

Result	TAB no.	Horse (Barrier)	1100 to	1000m to	800m to	600m to	400m to	200m to	Total or	Margin
2nd	5	<b>Our Casanova (8)</b>	<b>1000m</b>	<b>800m</b>	<b>600m</b>	<b>400m</b>	<b>200m</b>	<b>WP</b>	<b>Average</b>	
		Position in running (margin)	-	2(1.4)	2(0.3)	2(1.1)	2(4.2)	3(3.4)		0.40
		Sectional time (s)	7.74	10.60	11.39	12.71	11.97	11.88		
		Cumulative time (s)	66.28	58.54	47.94	36.55	23.85	11.88	1:06.28	
		Speed (m/s)	12.92	18.87	17.56	15.74	16.71	16.84	16.60	
		Stride length (m)	5.05	7.34	7.16	6.43	6.61	7.00	6.67	
		Stride duration (s)	0.396	0.389	0.408	0.408	0.396	0.415	0.402	
		Stride efficiency (%)	39.78	84.24	80.17	64.55	68.23	76.50	69.49	
		Stride count	19.82	27.24	27.92	31.12	30.27	28.58	164.95	

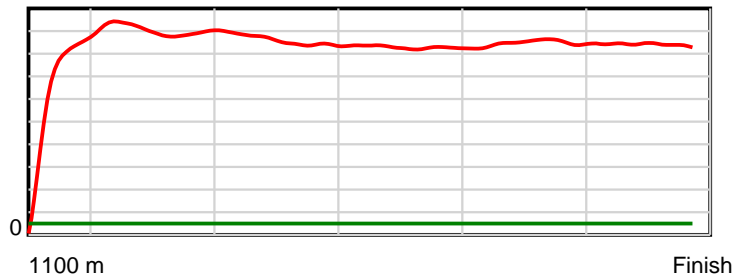
10 m Stride length



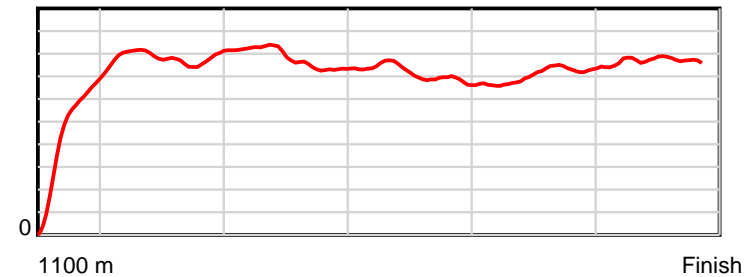
0.6 s Stride duration



20 m/sec Speed



100 % Stride efficiency



Note: Horizontal distance axis grid lines are 200m furlongs.

## Disclaimer.

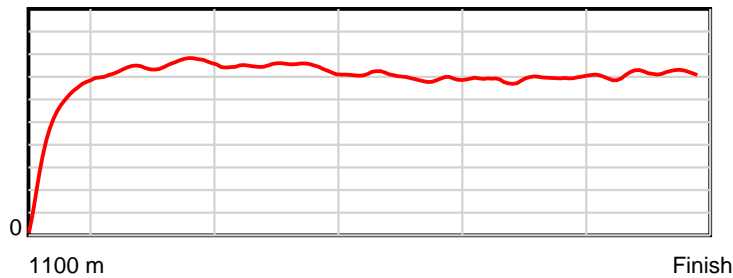
Tasracing Pty Ltd and Thoroughbred Ratings Pty Ltd accepts no responsibility for the completeness or accuracy of any of the information contained herein, and makes no representations about its suitability for any particular purpose. Users should make their own judgements about those matters and/or seek independent advice. You assume all risks associated with use of the data provided on this page.

# Race Results

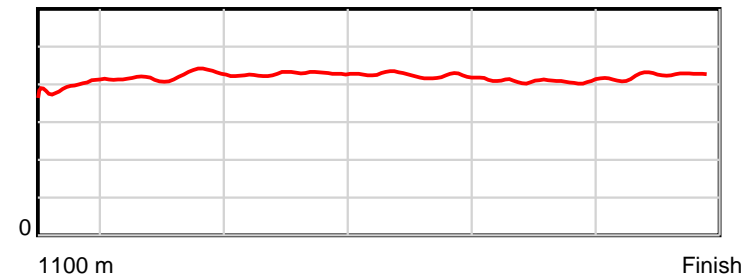
February 02, 2014, Race 6, 3Y-SW, Distance 1100m, Elwick Course Proper - Offset 0m

Result	TAB no.	Horse (Barrier)	1100 to	1000m to	800m to	600m to	400m to	200m to	Total or	Margin
3rd	4	<b>Vigilante (3)</b>	<b>1000m</b>	<b>800m</b>	<b>600m</b>	<b>400m</b>	<b>200m</b>	<b>WP</b>	<b>Average</b>	
		Position in running (margin)	-	4(1.8)	4(2.6)	4(3.3)	6(7.0)	7(5.7)		1.70
		Sectional time (s)	7.85	10.91	11.36	12.82	11.89	11.68		
		Cumulative time (s)	66.52	58.67	47.76	36.40	23.57	11.68	1:06.51	
		Speed (m/s)	12.74	18.33	17.61	15.60	16.82	17.12	16.54	
		Stride length (m)	4.90	7.72	7.51	6.61	6.88	7.23	6.88	
		Stride duration (s)	0.386	0.421	0.427	0.424	0.409	0.422	0.416	
		Stride efficiency (%)	37.45	93.10	88.21	68.37	73.95	81.73	73.92	
		Stride count	20.43	25.91	26.62	30.24	29.07	27.66	159.93	

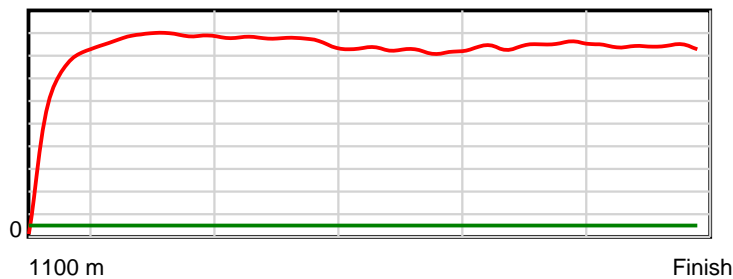
10 m Stride length



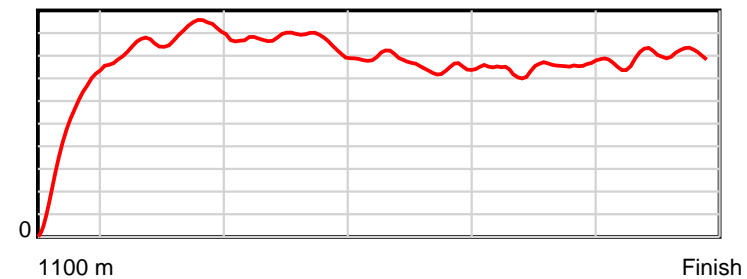
0.6 s Stride duration



20 m/sec Speed



100 % Stride efficiency



Note: Horizontal distance axis grid lines are 200m furlongs.

### Disclaimer.

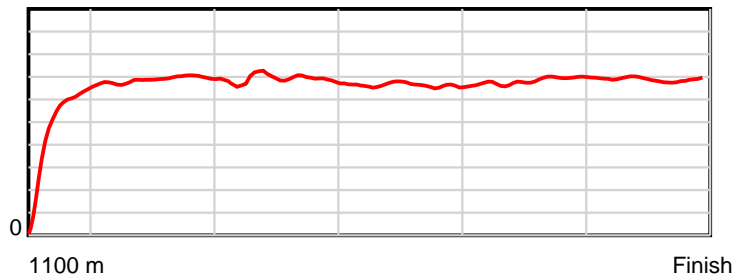
Tasracing Pty Ltd and Thoroughbred Ratings Pty Ltd accepts no responsibility for the completeness or accuracy of any of the information contained herein, and makes no representations about its suitability for any particular purpose. Users should make their own judgements about those matters and/or seek independent advice. You assume all risks associated with use of the data provided on this page.

# Race Results

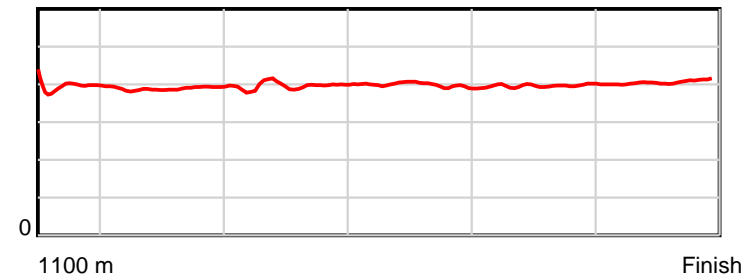
February 02, 2014, Race 6, 3Y-SW, Distance 1100m, Elwick Course Proper - Offset 0m

Result	TAB no.	Horse (Barrier)	1100 to	1000m to	800m to	600m to	400m to	200m to	Total or	Margin
4th	10	Miss Elsa (9)	1000m	800m	600m	400m	200m	WP	Average	
		Position in running (margin)	-	3(1.4)	5(3.1)	8(4.2)	8(8.2)	6(5.3)		2.20
		Sectional time (s)	7.68	11.07	11.43	12.86	11.63	11.94		
		Cumulative time (s)	66.61	58.93	47.86	36.43	23.57	11.94	1:06.61	
		Speed (m/s)	13.02	18.07	17.50	15.55	17.20	16.75	16.51	
		Stride length (m)	5.10	7.02	6.79	6.19	6.81	6.80	6.52	
		Stride duration (s)	0.402	0.388	0.388	0.398	0.396	0.406	0.395	
		Stride efficiency (%)	40.69	77.00	72.10	59.80	72.48	72.29	66.49	
		Stride count	19.60	28.49	29.44	32.33	29.37	29.40	168.63	

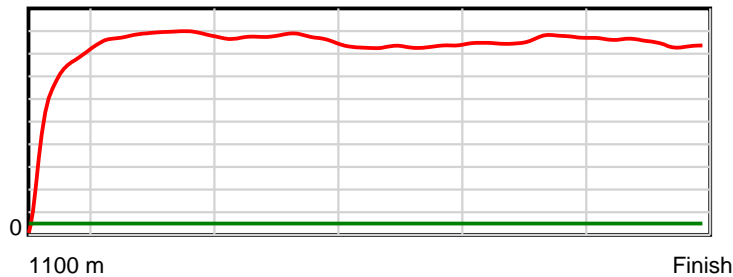
10 m Stride length



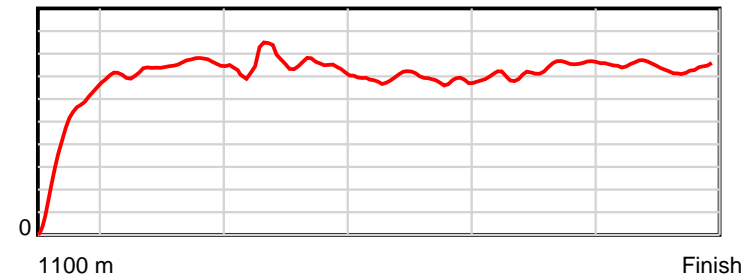
0.6 s Stride duration



20 m/sec Speed



100 % Stride efficiency



Note: Horizontal distance axis grid lines are 200m furlongs.

## Disclaimer.

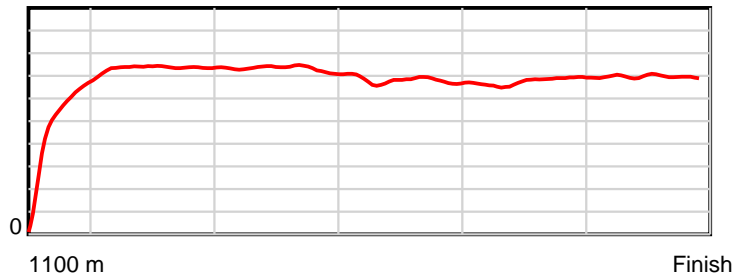
Tasracing Pty Ltd and Thoroughbred Ratings Pty Ltd accepts no responsibility for the completeness or accuracy of any of the information contained herein, and makes no representations about its suitability for any particular purpose. Users should make their own judgements about those matters and/or seek independent advice. You assume all risks associated with use of the data provided on this page.

# Race Results

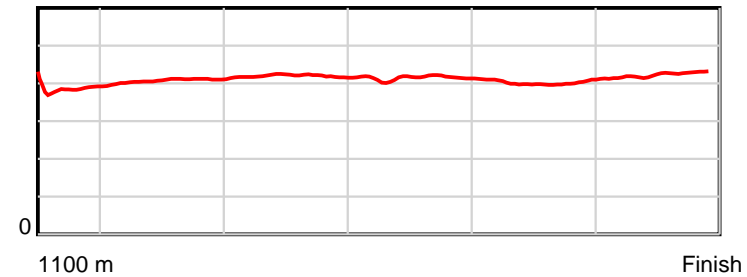
February 02, 2014, Race 6, 3Y-SW, Distance 1100m, Elwick Course Proper - Offset 0m

Result	TAB no.	Horse (Barrier)	1100 to	1000m to	800m to	600m to	400m to	200m to	Total or	Margin
5th	2	<b>Gee Gees Style (1)</b>	<b>1000m</b>	<b>800m</b>	<b>600m</b>	<b>400m</b>	<b>200m</b>	<b>WP</b>	<b>Average</b>	
		Position in running (margin)	-	5(1.9)	3(1.5)	3(1.9)	5(5.9)	4(5.2)		3.70
		Sectional time (s)	8.00	10.70	11.32	12.88	11.98	12.00		
		Cumulative time (s)	66.88	58.88	48.17	36.85	23.98	12.00	1:06.87	
		Speed (m/s)	12.49	18.69	17.67	15.53	16.69	16.67	16.45	
		Stride length (m)	4.84	7.59	7.40	6.44	6.70	7.05	6.74	
		Stride duration (s)	0.383	0.406	0.419	0.415	0.401	0.423	0.410	
		Stride efficiency (%)	36.66	90.00	85.56	64.82	70.16	77.57	70.90	
		Stride count	20.64	26.35	27.03	31.05	29.85	28.39	163.31	

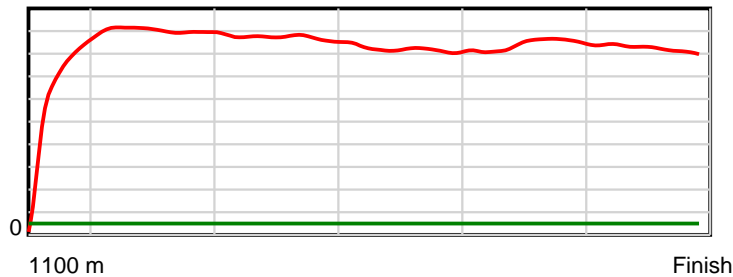
10 m Stride length



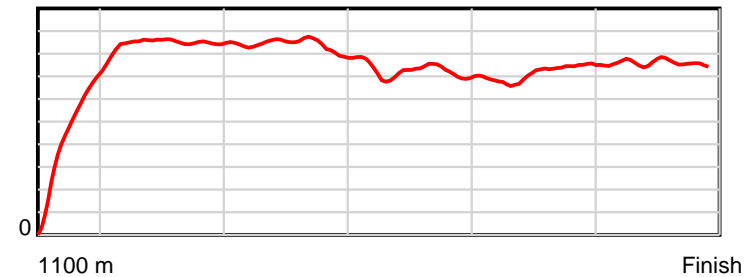
0.6 s Stride duration



20 m/sec Speed



100 % Stride efficiency



Note: Horizontal distance axis grid lines are 200m furlongs.

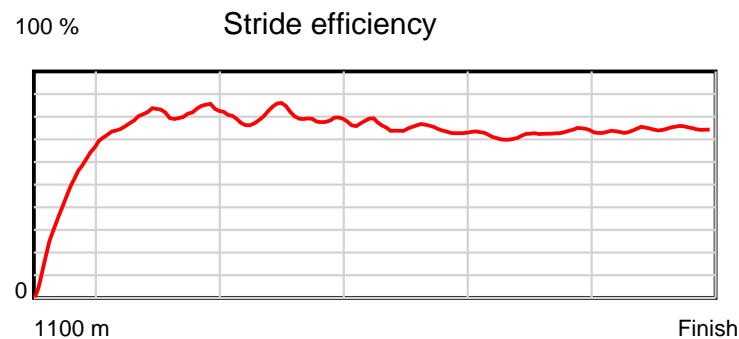
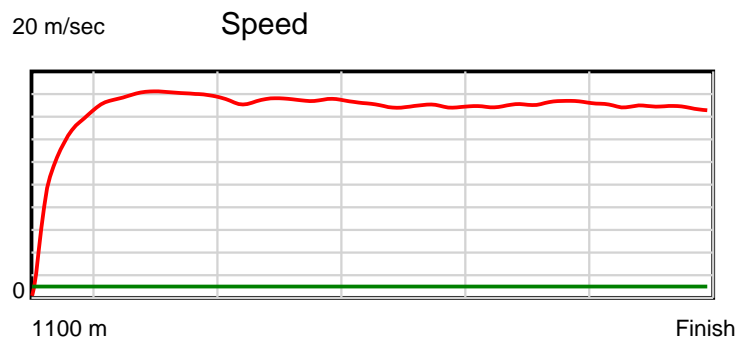
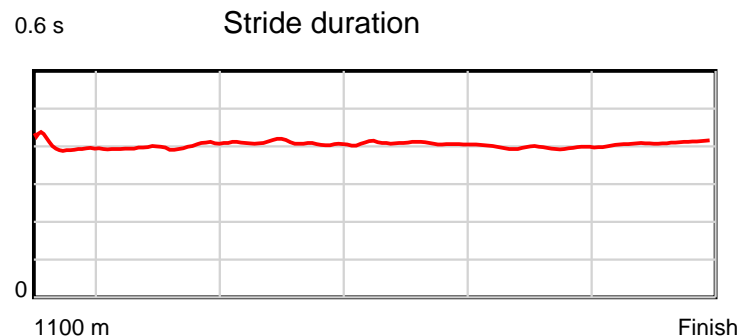
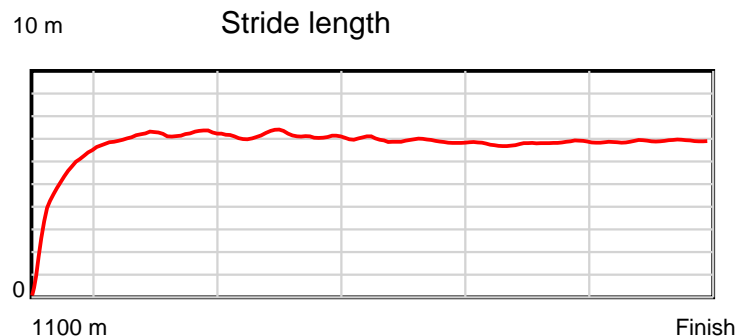
**Disclaimer.**

Tasracing Pty Ltd and Thoroughbred Ratings Pty Ltd accepts no responsibility for the completeness or accuracy of any of the information contained herein, and makes no representations about its suitability for any particular purpose. Users should make their own judgements about those matters and/or seek independent advice. You assume all risks associated with use of the data provided on this page.

# Race Results

February 02, 2014, Race 6, 3Y-SW, Distance 1100m, Elwick Course Proper - Offset 0m

Result	TAB no.	Horse (Barrier)	1100 to	1000m to	800m to	600m to	400m to	200m to	Total or	Margin
6th	7	No Spin Zone (10)	1000m	800m	600m	400m	200m	WP	Average	
		Position in running (margin)	-	9(4.9)	8(5.0)	9(6.1)	10(9.6)	10(8.3)		4.70
		Sectional time (s)	8.31	10.81	11.42	12.79	11.90	11.85		
		Cumulative time (s)	67.07	58.76	47.95	36.53	23.74	11.85	1:07.06	
		Speed (m/s)	12.03	18.50	17.51	15.64	16.81	16.88	16.40	
		Stride length (m)	4.75	7.33	7.14	6.37	6.68	6.91	6.60	
		Stride duration (s)	0.403	0.396	0.408	0.407	0.397	0.409	0.403	
		Stride efficiency (%)	35.31	83.96	79.69	63.49	69.69	74.61	68.12	
		Stride count	21.04	27.28	28.01	31.38	29.95	28.94	166.60	



Note: Horizontal distance axis grid lines are 200m furlongs.

## Disclaimer.

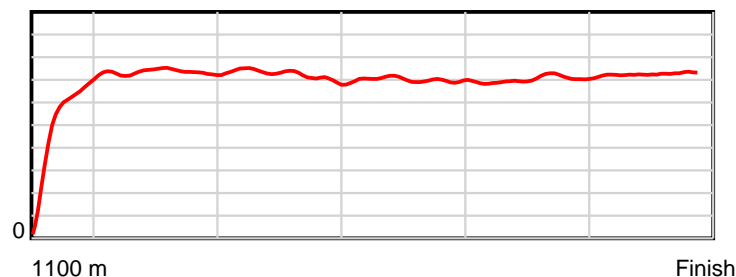
Tasracing Pty Ltd and Thoroughbred Ratings Pty Ltd accepts no responsibility for the completeness or accuracy of any of the information contained herein, and makes no representations about its suitability for any particular purpose. Users should make their own judgements about those matters and/or seek independent advice. You assume all risks associated with use of the data provided on this page.

# Race Results

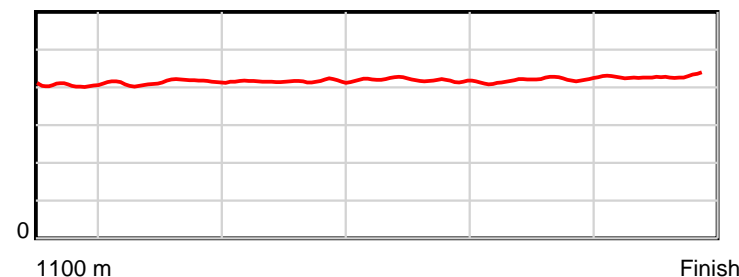
February 02, 2014, Race 6, 3Y-SW, Distance 1100m, Elwick Course Proper - Offset 0m

Result	TAB no.	Horse (Barrier)	1100 to	1000m to	800m to	600m to	400m to	200m to	Total or	Margin
7th	9	<b>Pisa Work (6)</b>	<b>1000m</b>	<b>800m</b>	<b>600m</b>	<b>400m</b>	<b>200m</b>	<b>WP</b>	<b>Average</b>	
		Position in running (margin)	-	6(3.0)	6(3.1)	6(3.7)	7(7.7)	9(8.1)		4.90
		Sectional time (s)	8.24	10.80	11.35	12.86	12.18	11.68		
		Cumulative time (s)	67.11	58.87	48.07	36.72	23.86	11.68	1:07.11	
		Speed (m/s)	12.14	18.52	17.62	15.55	16.42	17.12	16.39	
		Stride length (m)	4.99	7.65	7.33	6.51	6.88	7.34	6.85	
		Stride duration (s)	0.417	0.413	0.416	0.419	0.419	0.429	0.418	
		Stride efficiency (%)	38.85	91.56	83.98	66.32	73.89	84.24	73.41	
		Stride count	20.05	26.13	27.28	30.70	29.09	27.24	160.49	

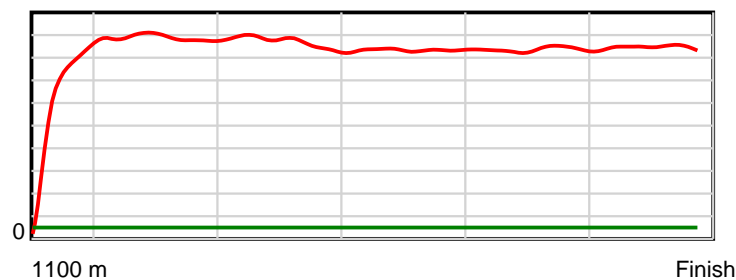
10 m Stride length



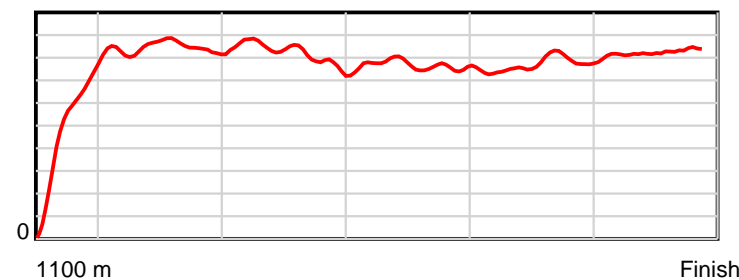
0.6 s Stride duration



20 m/sec Speed



100 % Stride efficiency



Note: Horizontal distance axis grid lines are 200m furlongs.

## Disclaimer.

Tasracing Pty Ltd and Thoroughbred Ratings Pty Ltd accepts no responsibility for the completeness or accuracy of any of the information contained herein, and makes no representations about its suitability for any particular purpose. Users should make their own judgements about those matters and/or seek independent advice. You assume all risks associated with use of the data provided on this page.

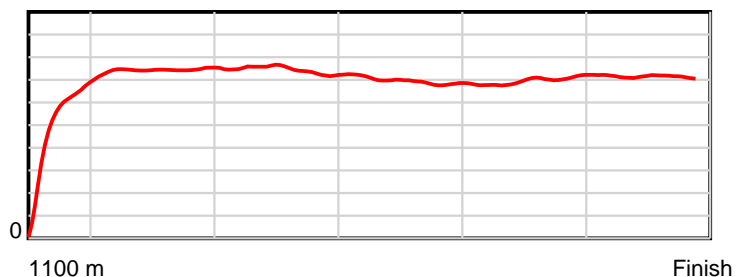


# Race Results

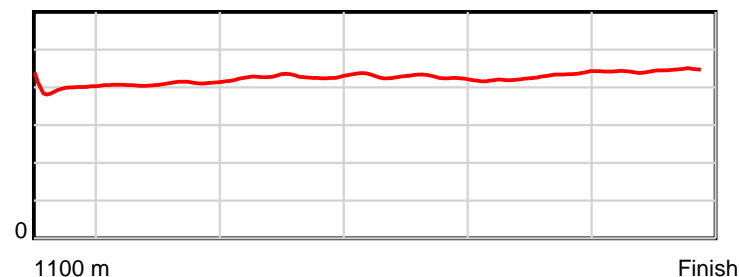
February 02, 2014, Race 6, 3Y-SW, Distance 1100m, Elwick Course Proper - Offset 0m

Result	TAB no.	Horse (Barrier)	1100 to	1000m to	800m to	600m to	400m to	200m to	Total or	Margin
8th	12	<b>Beryl Bee (2)</b>	<b>1000m</b>	<b>800m</b>	<b>600m</b>	<b>400m</b>	<b>200m</b>	<b>WP</b>	<b>Average</b>	
		Position in running (margin)	-	1(0.0)	1(0.0)	1(0.0)	3(4.5)	5(5.3)		5.10
		Sectional time (s)	7.57	10.78	11.25	12.95	12.23	12.35		
		Cumulative time (s)	67.14	59.57	48.79	37.54	24.59	12.35	1:07.14	
		Speed (m/s)	13.20	18.55	17.78	15.44	16.35	16.19	16.38	
		Stride length (m)	5.11	7.59	7.57	6.63	6.98	7.18	6.92	
		Stride duration (s)	0.392	0.409	0.426	0.429	0.427	0.444	0.422	
		Stride efficiency (%)	40.72	89.97	89.54	68.63	76.14	80.65	74.75	
		Stride count	19.59	26.36	26.42	30.18	28.65	27.84	159.04	

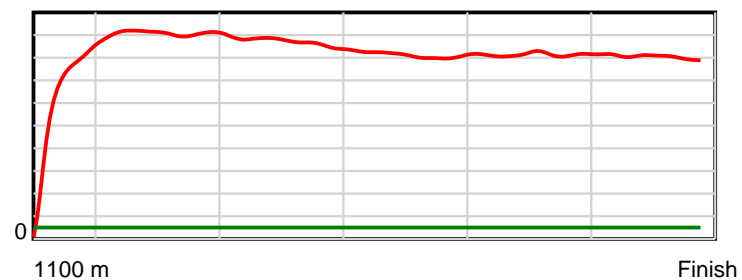
10 m Stride length



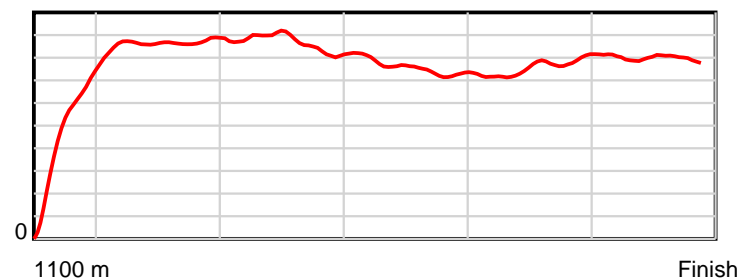
0.6 s Stride duration



20 m/sec Speed



100 % Stride efficiency



Note: Horizontal distance axis grid lines are 200m furlongs.

## Disclaimer.

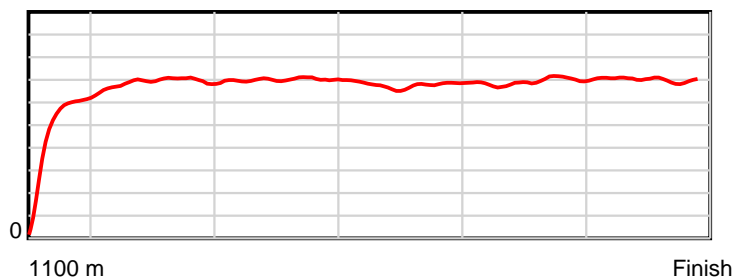
Tasracing Pty Ltd and Thoroughbred Ratings Pty Ltd accepts no responsibility for the completeness or accuracy of any of the information contained herein, and makes no representations about its suitability for any particular purpose. Users should make their own judgements about those matters and/or seek independent advice. You assume all risks associated with use of the data provided on this page.

# Race Results

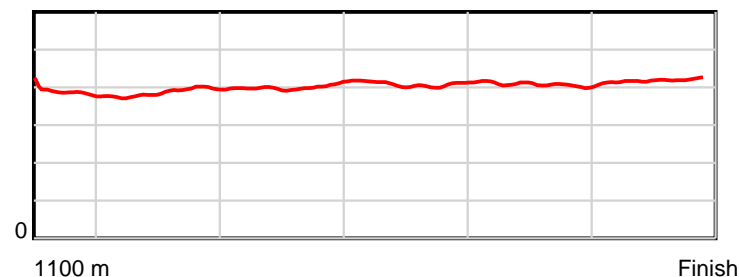
February 02, 2014, Race 6, 3Y-SW, Distance 1100m, Elwick Course Proper - Offset 0m

Result	TAB no.	Horse (Barrier)	1100 to	1000m to	800m to	600m to	400m to	200m to	Total or	Margin
9th	3	<b>Quest Master (11)</b>	<b>1000m</b>	<b>800m</b>	<b>600m</b>	<b>400m</b>	<b>200m</b>	<b>WP</b>	<b>Average</b>	
		Position in running (margin)	-	7(3.1)	7(3.7)	7(4.2)	9(9.1)	8(7.6)		6.10
		Sectional time (s)	8.18	10.88	11.32	13.01	11.85	12.08		
		Cumulative time (s)	67.33	59.15	48.27	36.95	23.93	12.08	1:07.32	
		Speed (m/s)	12.22	18.38	17.67	15.37	16.88	16.56	16.34	
		Stride length (m)	4.82	7.07	7.01	6.28	6.87	6.94	6.58	
		Stride duration (s)	0.388	0.384	0.397	0.409	0.407	0.419	0.402	
		Stride efficiency (%)	36.35	78.05	76.77	61.72	73.84	75.20	67.55	
		Stride count	20.73	28.30	28.53	31.82	29.09	28.83	167.30	

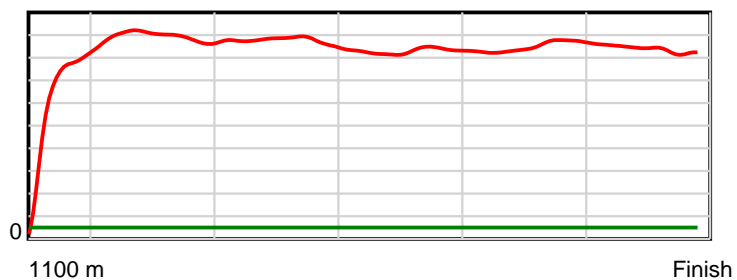
10 m Stride length



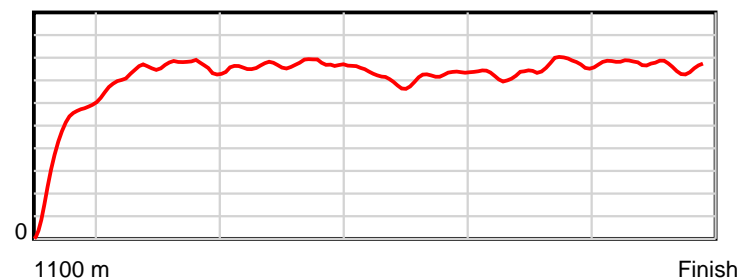
0.6 s Stride duration



20 m/sec Speed



100 % Stride efficiency



Note: Horizontal distance axis grid lines are 200m furlongs.

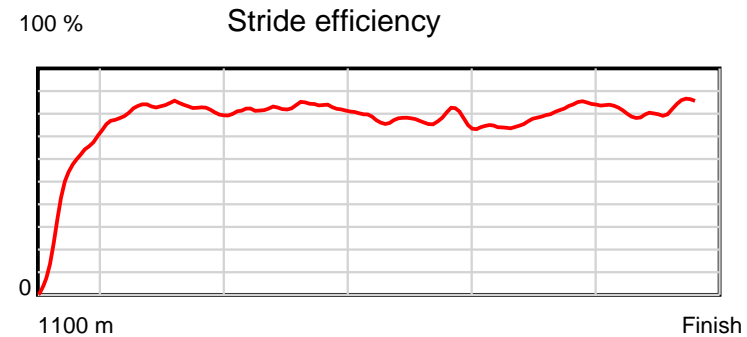
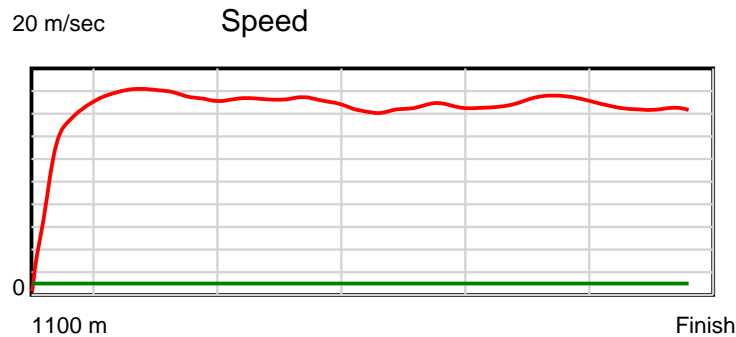
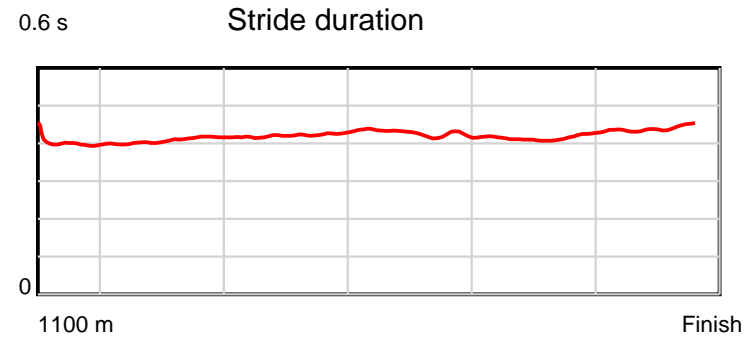
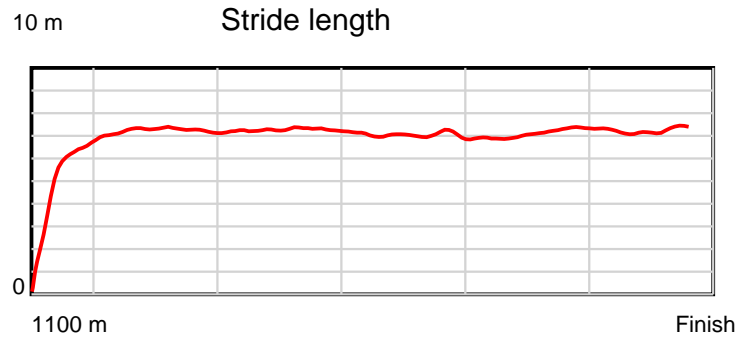
## Disclaimer.

Tasracing Pty Ltd and Thoroughbred Ratings Pty Ltd accepts no responsibility for the completeness or accuracy of any of the information contained herein, and makes no representations about its suitability for any particular purpose. Users should make their own judgements about those matters and/or seek independent advice. You assume all risks associated with use of the data provided on this page.

# Race Results

February 02, 2014, Race 6, 3Y-SW, Distance 1100m, Elwick Course Proper - Offset 0m

Result	TAB no.	Horse (Barrier)	1100 to	1000m to	800m to	600m to	400m to	200m to	Total or	Margin
10th	11	<b>Geegees Hot Hu... (5)</b>	<b>1000m</b>	<b>800m</b>	<b>600m</b>	<b>400m</b>	<b>200m</b>	<b>WP</b>	<b>Average</b>	
		Position in running (margin)	-	10(8.4)	10(9.5)	11(10.1)	4(5.6)	2(1.5)		6.30
		Sectional time (s)	10.00	10.96	11.35	11.45	11.42	12.18		
		Cumulative time (s)	67.37	57.37	46.41	35.05	23.61	12.18	1:07.37	
		Speed (m/s)	10.00	18.25	17.62	17.47	17.51	16.42	16.33	
		Stride length (m)	4.42	7.43	7.40	7.51	7.23	7.20	6.93	
		Stride duration (s)	0.398	0.407	0.420	0.430	0.413	0.438	0.424	
		Stride efficiency (%)	30.51	86.16	85.48	88.05	81.69	80.90	75.07	
		Stride count	22.63	26.93	27.04	26.64	27.66	27.80	158.70	



Note: Horizontal distance axis grid lines are 200m furlongs.

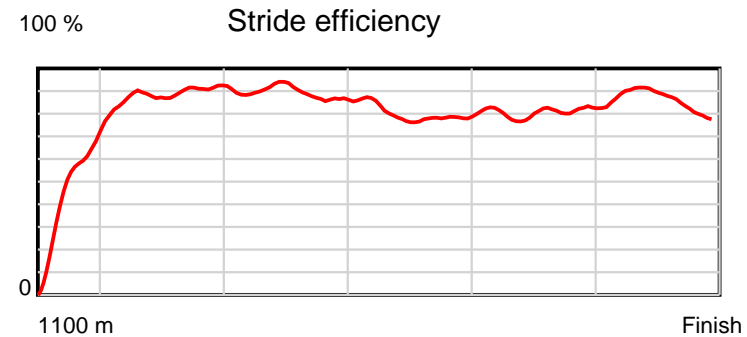
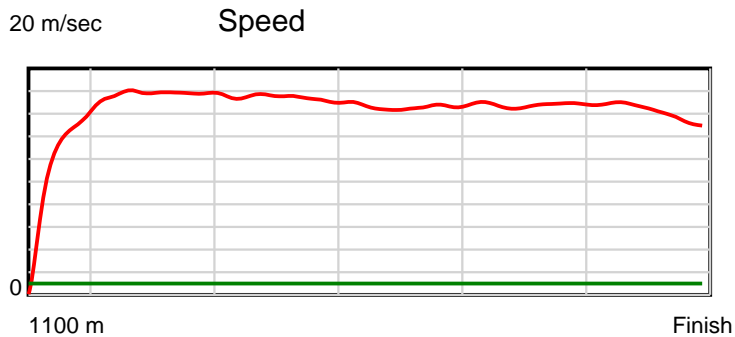
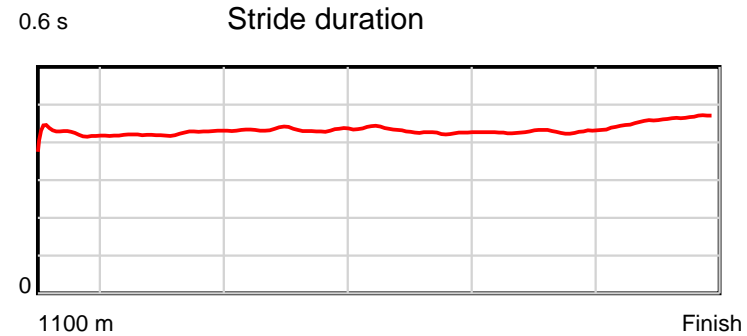
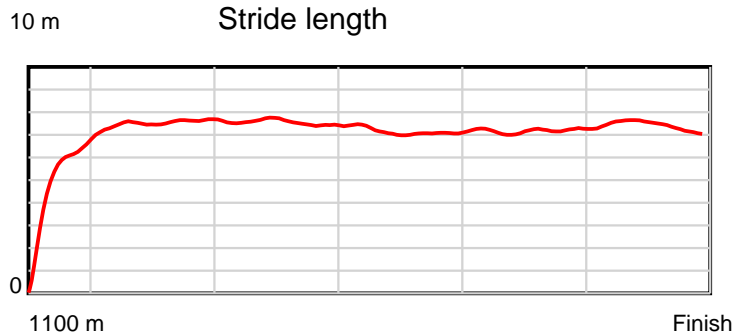
**Disclaimer.**

Tasracing Pty Ltd and Thoroughbred Ratings Pty Ltd accepts no responsibility for the completeness or accuracy of any of the information contained herein, and makes no representations about its suitability for any particular purpose. Users should make their own judgements about those matters and/or seek independent advice. You assume all risks associated with use of the data provided on this page.

# Race Results

February 02, 2014, Race 6, 3Y-SW, Distance 1100m, Elwick Course Proper - Offset 0m

Result	TAB no.	Horse (Barrier)	1100 to	1000m to	800m to	600m to	400m to	200m to	Total or	Margin
11th	6	Persian (7)	1000m	800m	600m	400m	200m	WP	Average	
		Position in running (margin)	-	8(4.5)	9(5.8)	10(6.6)	11(11.3)	11(11.2)		14.60
		Sectional time (s)	8.94	11.00	11.39	12.97	12.10	12.57		
		Cumulative time (s)	68.96	60.02	49.03	37.64	24.67	12.57	1:08.95	
		Speed (m/s)	11.19	18.18	17.56	15.42	16.53	15.91	15.95	
		Stride length (m)	4.84	7.67	7.59	6.64	7.06	7.32	6.92	
		Stride duration (s)	0.410	0.422	0.432	0.430	0.427	0.460	0.434	
		Stride efficiency (%)	36.63	91.88	89.97	68.84	77.86	83.77	74.90	
		Stride count	20.66	26.08	26.36	30.13	28.33	27.32	158.88	



Note: Horizontal distance axis grid lines are 200m furlongs.

**Disclaimer.**

Tasracing Pty Ltd and Thoroughbred Ratings Pty Ltd accepts no responsibility for the completeness or accuracy of any of the information contained herein, and makes no representations about its suitability for any particular purpose. Users should make their own judgements about those matters and/or seek independent advice. You assume all risks associated with use of the data provided on this page.