



Race Results

Tasmanian Racing Club, Hobart, February 02, 2014

Compilation date: February 3, 2014, 10:22:17 AM (EST)

Copyright © 2014 Tasracing Pty Ltd. All rights reserved.

Trademarks.

StrideMASTER is a registered trademark of Thoroughbred Ratings Pty Ltd.

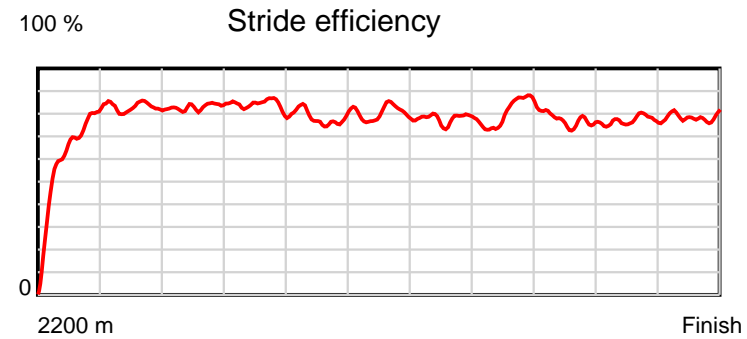
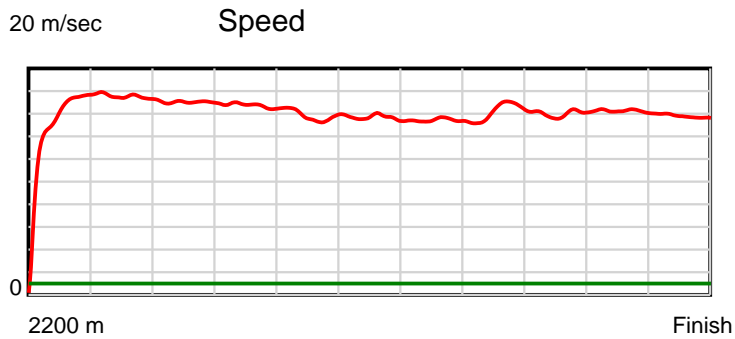
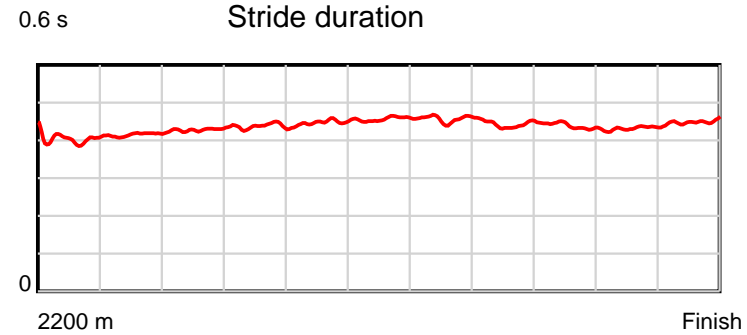
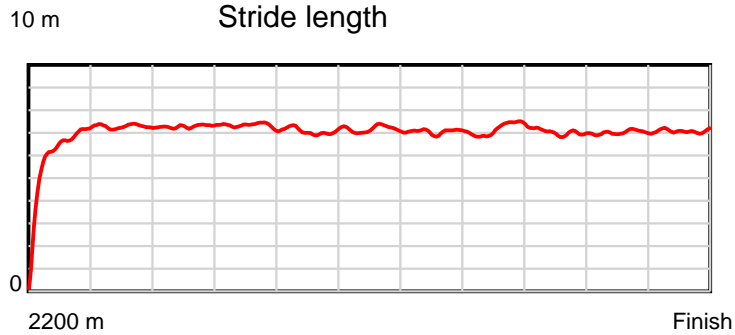
Disclaimer.

Tasracing Pty Ltd and Thoroughbred Ratings Pty Ltd accepts no responsibility for the completeness or accuracy of any of the information contained herein, and makes no representations about its suitability for any particular purpose. Users should make their own judgements about those matters and/or seek independent advice. You assume all risks associated with use of the data provided on this page.

Race Results

February 02, 2014, Race 7, 3Y-SW, Distance 2200m, Elwick Course Proper - Offset 0m

Result	TAB no.	Horse (Barrier)	2200 to	2000m to	1800m to	1600m to	1400m to	1200m to	1000m to	800m to	600m to	400m to	200m to	Total or	Margin
1st	8	Liberty Leader (2)	2000m	1800m	1600m	1400m	1200m	1000m	800m	600m	400m	200m	WP	Average	
		Position in running (margin)	-	2(1.4)	4(1.2)	3(0.8)	6(3.2)	6(4.1)	6(5.6)	7(4.7)	5(2.6)	2(0.9)	2(0.1)		0.00
		Sectional time (s)	14.26	11.28	11.59	11.85	12.45	12.61	12.94	12.60	13.34	12.47	12.59		
		Cumulative time (s)	138.00	123.74	112.45	100.86	89.00	76.56	63.94	50.99	38.40	25.06	12.59	2:18.00	
		Speed (m/s)	14.03	17.73	17.26	16.88	16.06	15.86	15.46	15.87	14.99	16.04	15.89	15.94	
		Stride length (m)	5.70	7.34	7.38	7.37	7.16	7.25	7.05	7.05	6.57	6.92	7.16	6.96	
		Stride duration (s)	0.406	0.414	0.428	0.437	0.446	0.457	0.457	0.444	0.439	0.432	0.451	0.437	
		Stride efficiency (%)	50.71	84.11	85.16	84.85	80.14	82.10	77.75	77.73	67.53	74.83	80.14	75.70	
		Stride count	35.11	27.26	27.09	27.14	27.93	27.59	28.35	28.36	30.42	28.90	27.93	316.08	



Note: Horizontal distance axis grid lines are 200m furlongs.

Disclaimer.

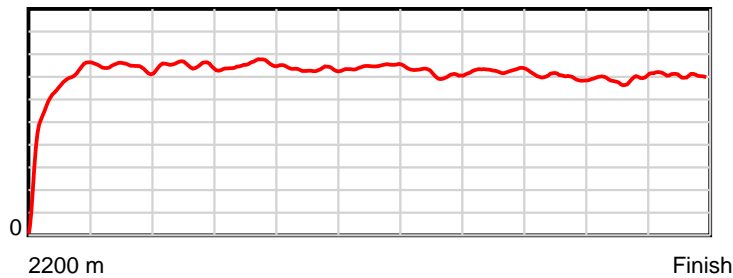
Tasracing Pty Ltd and Thoroughbred Ratings Pty Ltd accepts no responsibility for the completeness or accuracy of any of the information contained herein, and makes no representations about its suitability for any particular purpose. Users should make their own judgements about those matters and/or seek independent advice. You assume all risks associated with use of the data provided on this page.

Race Results

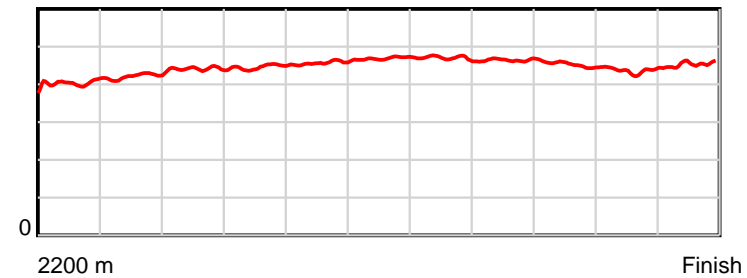
February 02, 2014, Race 7, 3Y-SW, Distance 2200m, Elwick Course Proper - Offset 0m

Result	TAB no.	Horse (Barrier)	2200 to 2000m	2000m to 1800m	1800m to 1600m	1600m to 1400m	1400m to 1200m	1200m to 1000m	1000m to 800m	800m to 600m	600m to 400m	400m to 200m	200m to WP	Total or Average	Margin
2nd	1	Rainbow Storm (4)													
		Position in running (margin)	-	1(0.0)	1(0.0)	1(0.0)	1(0.0)	1(0.0)	1(0.0)	1(0.0)	1(0.0)	1(0.0)	1(0.0)		1.80
		Sectional time (s)	14.17	11.31	11.65	11.45	12.30	12.38	13.09	12.94	13.62	12.61	12.80		
		Cumulative time (s)	138.34	124.17	112.86	101.20	89.75	77.45	65.07	51.98	39.04	25.41	12.80	2:18.34	
		Speed (m/s)	14.11	17.68	17.17	17.47	16.26	16.16	15.28	15.46	14.68	15.86	15.62	15.90	
		Stride length (m)	5.71	7.44	7.58	7.77	7.42	7.57	7.19	7.16	6.65	6.93	7.02	7.08	
		Stride duration (s)	0.400	0.421	0.442	0.445	0.456	0.469	0.471	0.463	0.453	0.437	0.449	0.445	
		Stride efficiency (%)	50.87	86.56	89.72	94.39	85.94	89.58	80.73	80.11	69.15	75.15	76.98	78.40	
		Stride count	35.05	26.87	26.39	25.73	26.97	26.41	27.83	27.93	30.07	28.84	28.50	310.59	

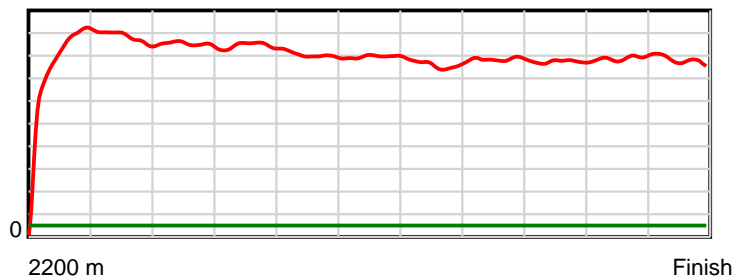
10 m Stride length



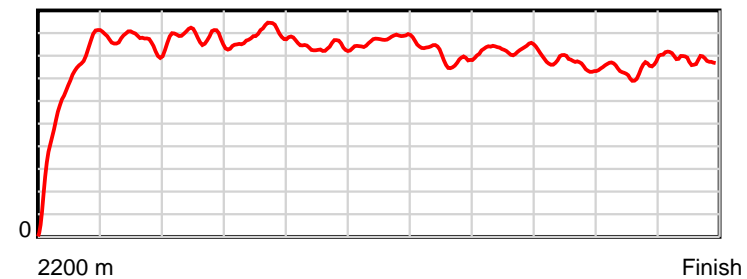
0.6 s Stride duration



20 m/sec Speed



100 % Stride efficiency



Note: Horizontal distance axis grid lines are 200m furlongs.

Disclaimer.

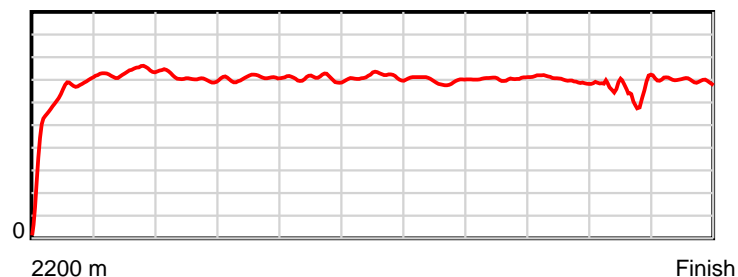
Tasracing Pty Ltd and Thoroughbred Ratings Pty Ltd accepts no responsibility for the completeness or accuracy of any of the information contained herein, and makes no representations about its suitability for any particular purpose. Users should make their own judgements about those matters and/or seek independent advice. You assume all risks associated with use of the data provided on this page.

Race Results

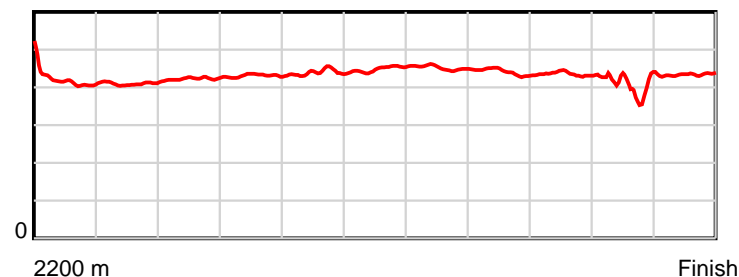
February 02, 2014, Race 7, 3Y-SW, Distance 2200m, Elwick Course Proper - Offset 0m

Result	TAB no.	Horse (Barrier)	2200 to	2000m to	1800m to	1600m to	1400m to	1200m to	1000m to	800m to	600m to	400m to	200m to	Total or	Margin
3rd	3	Varian (10)	2000m	1800m	1600m	1400m	1200m	1000m	800m	600m	400m	200m	WP	Average	
		Position in running (margin)	-	10(6.6)	9(4.3)	11(5.9)	10(8.4)	10(7.8)	10(7.9)	10(7.1)	10(5.4)	6(3.9)	4(4.7)		4.30
		Sectional time (s)	15.36	10.93	11.91	11.87	12.19	12.40	12.96	12.67	13.37	12.75	12.41		
		Cumulative time (s)	138.81	123.45	112.53	100.62	88.75	76.55	64.15	51.20	38.53	25.16	12.41	2:18.81	
		Speed (m/s)	13.02	18.30	16.79	16.85	16.41	16.13	15.43	15.79	14.96	15.69	16.12	15.85	
		Stride length (m)	5.64	7.49	7.09	7.24	7.20	7.21	6.98	6.98	6.51	6.23	6.98	6.82	
		Stride duration (s)	0.423	0.409	0.422	0.430	0.439	0.447	0.452	0.442	0.435	0.397	0.433	0.431	
		Stride efficiency (%)	49.66	87.77	78.57	81.94	80.93	81.15	76.21	76.04	66.14	60.63	76.11	72.79	
		Stride count	35.48	26.69	28.20	27.62	27.79	27.75	28.64	28.67	30.74	32.11	28.66	322.35	

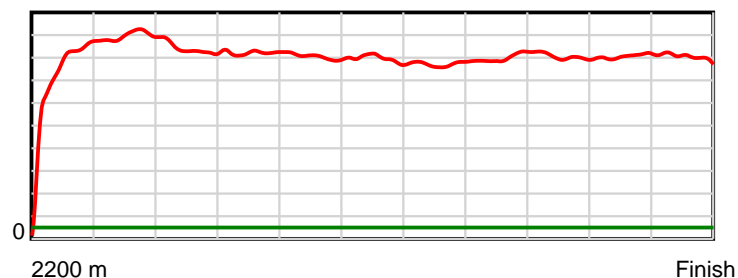
10 m Stride length



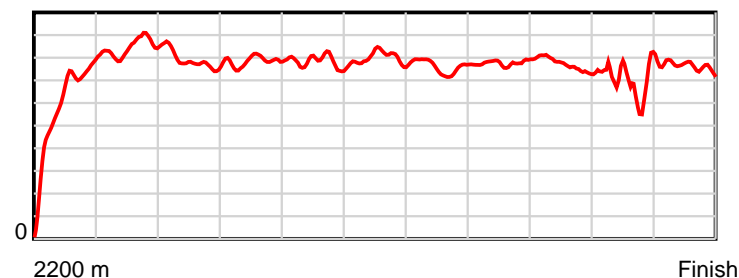
0.6 s Stride duration



20 m/sec Speed



100 % Stride efficiency



Note: Horizontal distance axis grid lines are 200m furlongs.

Disclaimer.

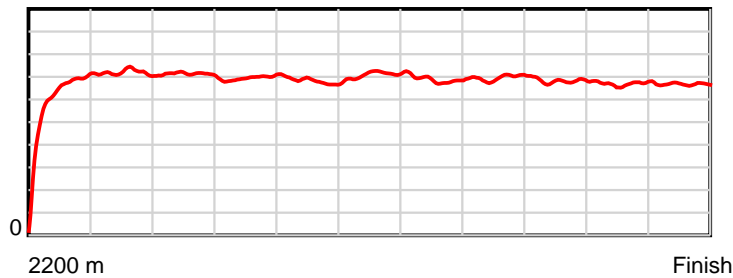
Tasracing Pty Ltd and Thoroughbred Ratings Pty Ltd accepts no responsibility for the completeness or accuracy of any of the information contained herein, and makes no representations about its suitability for any particular purpose. Users should make their own judgements about those matters and/or seek independent advice. You assume all risks associated with use of the data provided on this page.

Race Results

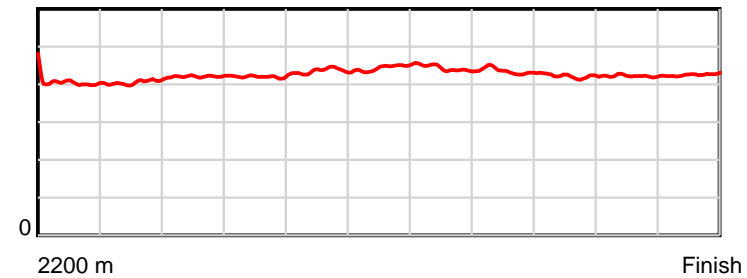
February 02, 2014, Race 7, 3Y-SW, Distance 2200m, Elwick Course Proper - Offset 0m

Result	TAB no.	Horse (Barrier)	2200 to 2000m	2000m to 1800m	1800m to 1600m	1600m to 1400m	1400m to 1200m	1200m to 1000m	1000m to 800m	800m to 600m	600m to 400m	400m to 200m	200m to WP	Total or Average	Margin
4th	2	Moonless (12)													
		Position in running (margin)	-	4(2.5)	6(2.0)	8(2.8)	8(5.3)	8(6.0)	7(6.0)	9(4.9)	7(3.6)	5(3.2)	5(5.4)		5.60
		Sectional time (s)	14.52	11.22	11.79	11.88	12.41	12.39	12.90	12.73	13.55	12.99	12.69		
		Cumulative time (s)	139.06	124.54	113.33	101.54	89.66	77.25	64.87	51.97	39.23	25.68	12.69	2:19.06	
		Speed (m/s)	13.77	17.83	16.96	16.84	16.12	16.14	15.50	15.71	14.76	15.40	15.76	15.82	
		Stride length (m)	5.67	7.21	7.14	7.07	7.02	7.14	6.88	6.84	6.23	6.49	6.73	6.73	
		Stride duration (s)	0.412	0.405	0.421	0.420	0.436	0.442	0.444	0.435	0.422	0.421	0.427	0.426	
		Stride efficiency (%)	50.30	81.30	79.58	78.16	77.10	79.58	74.03	73.05	60.75	65.82	70.71	70.85	
		Stride count	35.25	27.73	28.03	28.28	28.47	28.03	29.06	29.25	32.08	30.82	29.73	326.73	

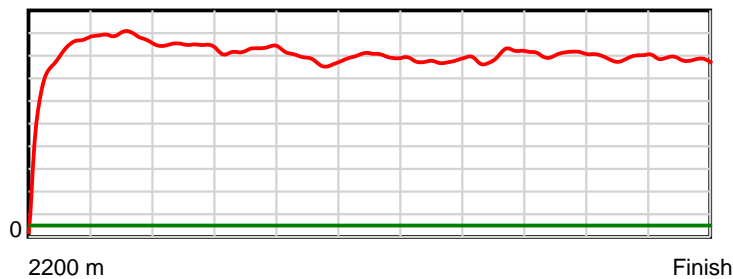
10 m Stride length



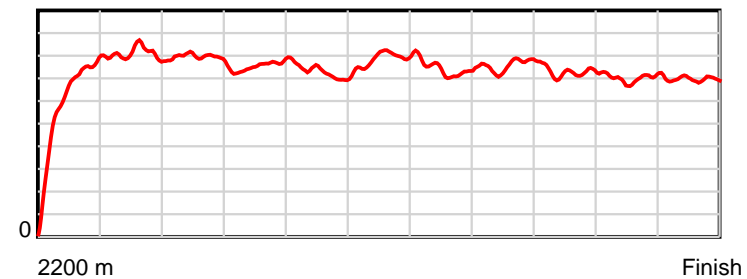
0.6 s Stride duration



20 m/sec Speed



100 % Stride efficiency



Note: Horizontal distance axis grid lines are 200m furlongs.

Disclaimer.

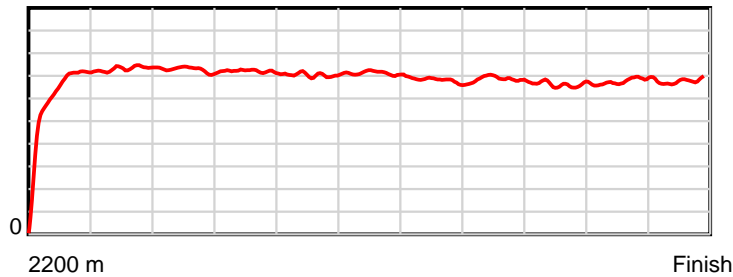
Tasracing Pty Ltd and Thoroughbred Ratings Pty Ltd accepts no responsibility for the completeness or accuracy of any of the information contained herein, and makes no representations about its suitability for any particular purpose. Users should make their own judgements about those matters and/or seek independent advice. You assume all risks associated with use of the data provided on this page.

Race Results

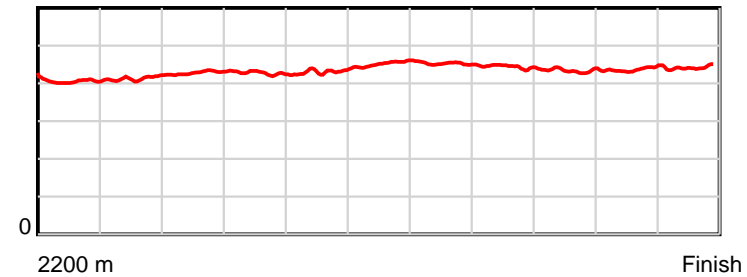
February 02, 2014, Race 7, 3Y-SW, Distance 2200m, Elwick Course Proper - Offset 0m

Result	TAB no.	Horse (Barrier)	2200 to	2000m to	1800m to	1600m to	1400m to	1200m to	1000m to	800m to	600m to	400m to	200m to	Total or	Margin
5th	9	Irish Medley (8)	2000m	1800m	1600m	1400m	1200m	1000m	800m	600m	400m	200m	WP	Average	
		Position in running (margin)	-	5(3.0)	5(1.8)	6(1.6)	4(2.8)	2(0.3)	2(1.3)	4(2.1)	4(1.8)	3(2.0)	3(4.3)		5.80
		Sectional time (s)	14.64	11.12	11.61	11.66	11.88	12.55	13.23	12.89	13.66	12.99	12.88		
		Cumulative time (s)	139.10	124.46	113.35	101.73	90.07	78.19	65.65	52.42	39.53	25.87	12.88	2:19.09	
		Speed (m/s)	13.66	17.99	17.23	17.15	16.84	15.94	15.12	15.52	14.64	15.40	15.53	15.82	
		Stride length (m)	5.54	7.42	7.36	7.33	7.22	7.17	6.85	6.90	6.36	6.70	6.86	6.84	
		Stride duration (s)	0.403	0.413	0.428	0.427	0.429	0.450	0.453	0.445	0.435	0.435	0.442	0.432	
		Stride efficiency (%)	47.98	86.10	84.76	83.97	81.54	80.38	73.28	74.43	63.23	70.16	73.51	73.09	
		Stride count	36.09	26.94	27.16	27.28	27.69	27.89	29.21	28.98	31.44	29.85	29.16	321.69	

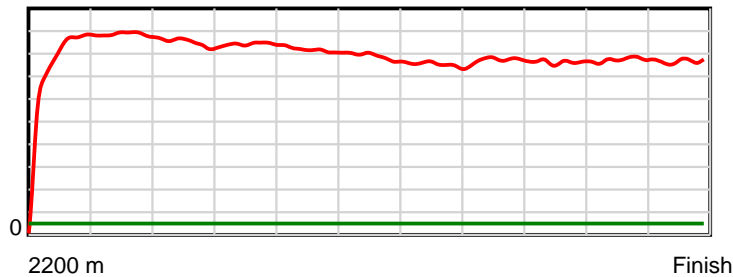
10 m Stride length



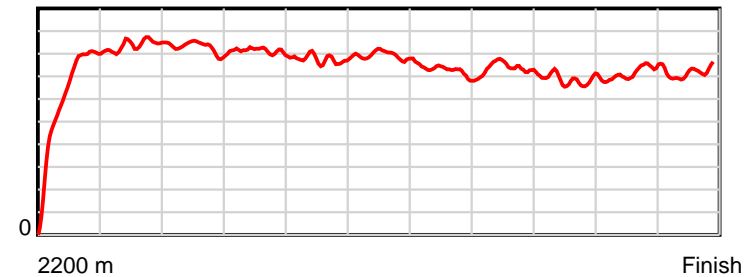
0.6 s Stride duration



20 m/sec Speed



100 % Stride efficiency



Note: Horizontal distance axis grid lines are 200m furlongs.

Disclaimer.

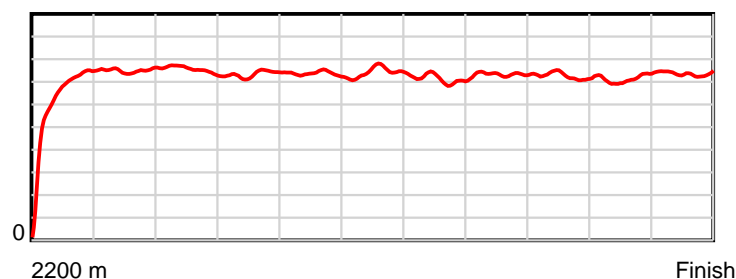
Tasracing Pty Ltd and Thoroughbred Ratings Pty Ltd accepts no responsibility for the completeness or accuracy of any of the information contained herein, and makes no representations about its suitability for any particular purpose. Users should make their own judgements about those matters and/or seek independent advice. You assume all risks associated with use of the data provided on this page.

Race Results

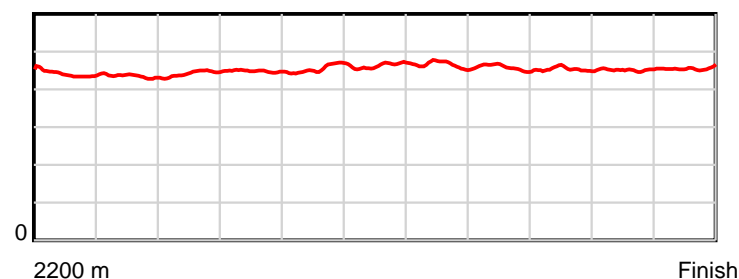
February 02, 2014, Race 7, 3Y-SW, Distance 2200m, Elwick Course Proper - Offset 0m

Result	TAB no.	Horse (Barrier)	2200 to	2000m to	1800m to	1600m to	1400m to	1200m to	1000m to	800m to	600m to	400m to	200m to	Total or	Margin
6th	5	Gee Gee Black ... (6)	2000m	1800m	1600m	1400m	1200m	1000m	800m	600m	400m	200m	WP	Average	
		Position in running (margin)	-	11(7.0)	12(7.7)	12(8.2)	12(11.1)	12(10.0)	12(10.0)	12(9.4)	12(7.7)	10(7.3)	8(8.1)		7.10
		Sectional time (s)	15.35	11.43	11.73	11.94	12.13	12.37	12.99	12.67	13.56	12.75	12.44		
		Cumulative time (s)	139.35	124.00	112.57	100.84	88.90	76.77	64.40	51.41	38.75	25.19	12.44	2:19.34	
		Speed (m/s)	13.03	17.50	17.05	16.75	16.49	16.17	15.40	15.79	14.75	15.69	16.08	15.79	
		Stride length (m)	5.84	7.62	7.53	7.51	7.49	7.48	7.17	7.23	6.68	7.07	7.33	7.14	
		Stride duration (s)	0.442	0.436	0.442	0.448	0.454	0.463	0.466	0.458	0.453	0.451	0.456	0.452	
		Stride efficiency (%)	53.28	90.77	88.57	88.07	87.60	87.53	80.34	81.59	69.66	78.13	84.00	79.62	
		Stride count	34.25	26.24	26.57	26.64	26.71	26.72	27.89	27.68	29.95	28.28	27.28	308.21	

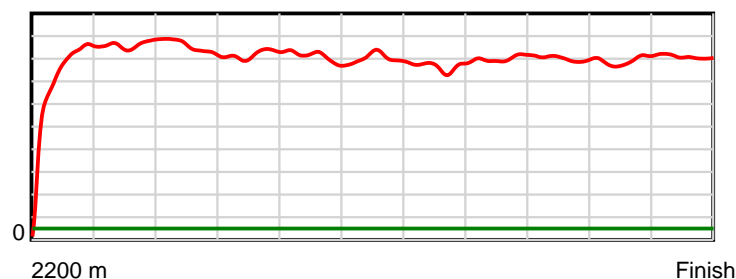
10 m Stride length



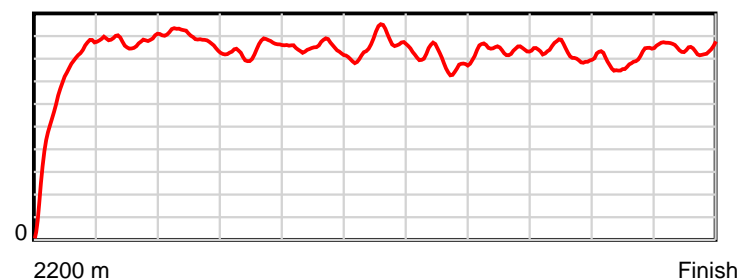
0.6 s Stride duration



20 m/sec Speed



100 % Stride efficiency



Note: Horizontal distance axis grid lines are 200m furlongs.

Disclaimer.

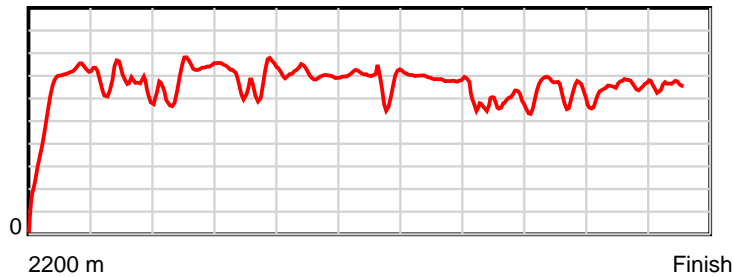
Tasracing Pty Ltd and Thoroughbred Ratings Pty Ltd accepts no responsibility for the completeness or accuracy of any of the information contained herein, and makes no representations about its suitability for any particular purpose. Users should make their own judgements about those matters and/or seek independent advice. You assume all risks associated with use of the data provided on this page.

Race Results

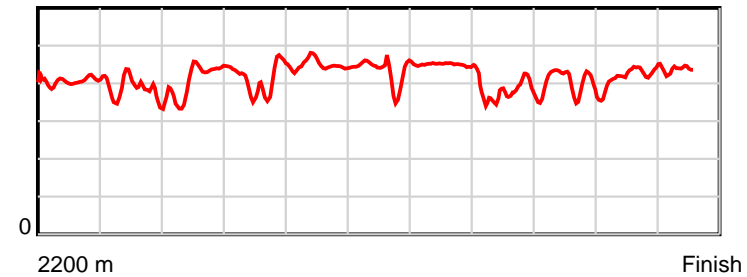
February 02, 2014, Race 7, 3Y-SW, Distance 2200m, Elwick Course Proper - Offset 0m

Result	TAB no.	Horse (Barrier)	2200 to	2000m to	1800m to	1600m to	1400m to	1200m to	1000m to	800m to	600m to	400m to	200m to	Total or	Margin
7th	6	Geegees Sopran... (3)	2000m	1800m	1600m	1400m	1200m	1000m	800m	600m	400m	200m	WP	Average	
		Position in running (margin)	-	12(7.8)	11(5.3)	9(4.5)	9(6.0)	9(7.5)	9(7.2)	8(4.7)	9(4.6)	8(4.5)	6(6.2)		11.10
		Sectional time (s)	16.13	10.89	11.53	11.70	12.54	12.34	12.68	12.93	13.61	12.89	12.89		
		Cumulative time (s)	140.12	123.99	113.10	101.57	89.87	77.33	64.99	52.32	39.39	25.78	12.89	2:20.12	
		Speed (m/s)	12.40	18.37	17.35	17.09	15.95	16.21	15.77	15.47	14.70	15.52	15.52	15.70	
		Stride length (m)	5.46	7.11	6.41	6.82	7.06	7.13	6.81	5.94	5.69	6.14	6.29	6.39	
		Stride duration (s)	0.409	0.387	0.370	0.399	0.443	0.440	0.431	0.384	0.387	0.396	0.405	0.407	
		Stride efficiency (%)	46.61	78.94	64.22	72.64	77.95	79.50	72.39	55.07	50.58	58.95	61.81	63.83	
		Stride count	36.62	28.14	31.20	29.33	28.32	28.04	29.38	33.69	35.15	32.56	31.80	344.23	

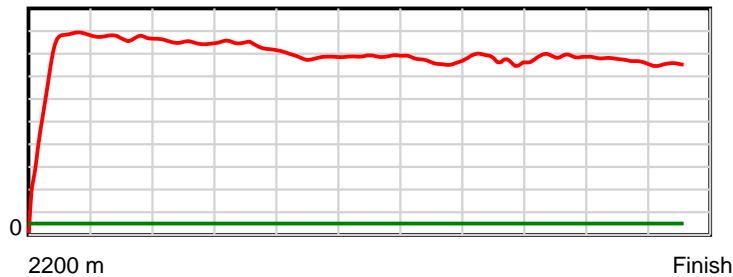
10 m Stride length



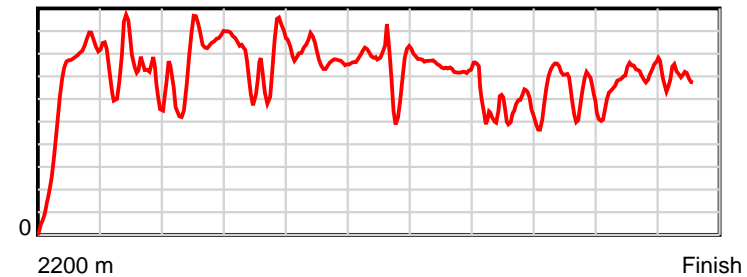
0.6 s Stride duration



20 m/sec Speed



100 % Stride efficiency



Note: Horizontal distance axis grid lines are 200m furlongs.

Disclaimer.

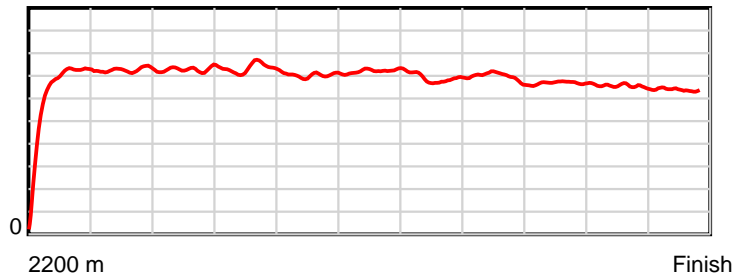
Tasracing Pty Ltd and Thoroughbred Ratings Pty Ltd accepts no responsibility for the completeness or accuracy of any of the information contained herein, and makes no representations about its suitability for any particular purpose. Users should make their own judgements about those matters and/or seek independent advice. You assume all risks associated with use of the data provided on this page.

Race Results

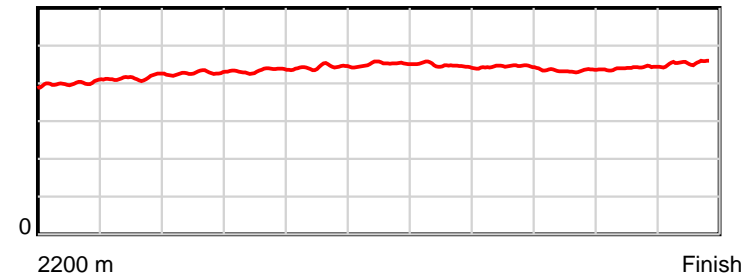
February 02, 2014, Race 7, 3Y-SW, Distance 2200m, Elwick Course Proper - Offset 0m

Result	TAB no.	Horse (Barrier)	2200 to	2000m to	1800m to	1600m to	1400m to	1200m to	1000m to	800m to	600m to	400m to	200m to	Total or	Margin
8th	7	O'reillys Geeg... (1)	2000m	1800m	1600m	1400m	1200m	1000m	800m	600m	400m	200m	WP	Average	
		Position in running (margin)	-	8(3.4)	7(2.4)	5(1.5)	3(2.1)	4(2.3)	4(2.4)	2(1.1)	2(0.5)	4(2.2)	7(7.8)		16.90
		Sectional time (s)	15.07	11.15	11.50	11.56	12.34	12.39	12.88	12.85	13.90	13.55	14.09		
		Cumulative time (s)	141.26	126.19	115.04	103.54	91.99	79.65	67.27	54.39	41.54	27.64	14.09	2:21.25	
		Speed (m/s)	13.28	17.94	17.39	17.30	16.21	16.14	15.53	15.56	14.39	14.76	14.19	15.57	
		Stride length (m)	5.47	7.41	7.41	7.49	7.15	7.27	6.98	6.91	6.26	6.49	6.44	6.79	
		Stride duration (s)	0.398	0.413	0.426	0.433	0.441	0.450	0.449	0.444	0.435	0.440	0.454	0.436	
		Stride efficiency (%)	46.71	85.88	85.92	87.69	79.90	82.50	76.14	74.64	61.23	65.77	64.77	71.97	
		Stride count	36.58	26.98	26.97	26.70	27.97	27.53	28.65	28.94	31.95	30.83	31.07	324.17	

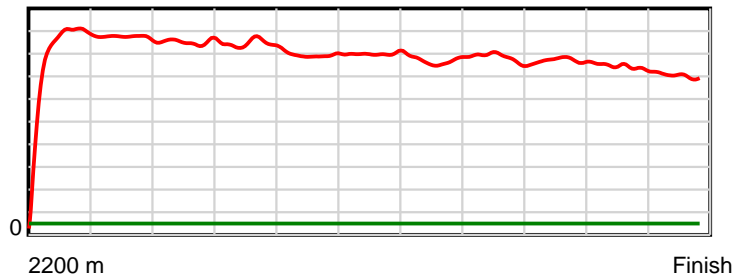
10 m Stride length



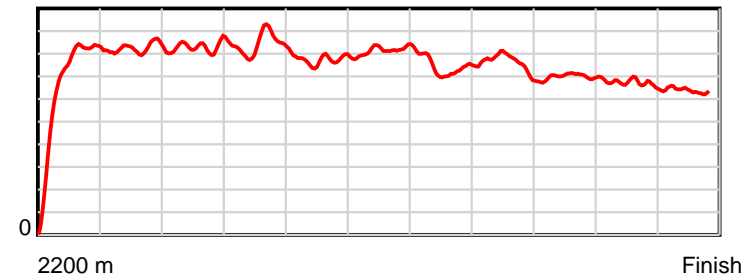
0.6 s Stride duration



20 m/sec Speed



100 % Stride efficiency



Note: Horizontal distance axis grid lines are 200m furlongs.

Disclaimer.

Tasracing Pty Ltd and Thoroughbred Ratings Pty Ltd accepts no responsibility for the completeness or accuracy of any of the information contained herein, and makes no representations about its suitability for any particular purpose. Users should make their own judgements about those matters and/or seek independent advice. You assume all risks associated with use of the data provided on this page.

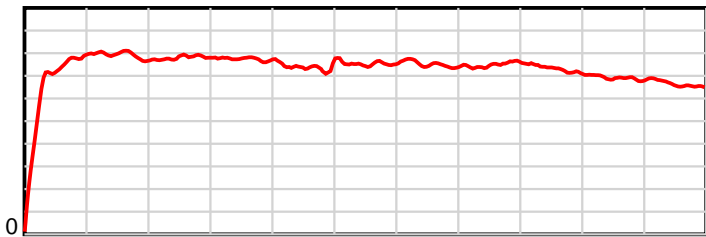
Race Results

February 02, 2014, Race 7, 3Y-SW, Distance 2200m, Elwick Course Proper - Offset 0m

Result	TAB no.	Horse (Barrier)	2200 to	2000m to	1800m to	1600m to	1400m to	1200m to	1000m to	800m to	600m to	400m to	200m to	Total or	Margin
9th	4	Astra Delight (7)	2000m	1800m	1600m	1400m	1200m	1000m	800m	600m	400m	200m	WP	Average	
		Position in running (margin)	-	7(3.1)	8(2.9)	7(2.4)	7(4.3)	7(5.4)	8(6.3)	6(4.2)	6(2.8)	7(3.9)	9(13.2)		31.40
		Sectional time (s)	15.92	11.27	11.57	11.77	12.49	12.52	12.75	12.70	13.82	14.16	15.20		
		Cumulative time (s)	144.17	128.25	116.98	105.41	93.63	81.14	68.62	55.87	43.17	29.35	15.20		2:24.16
		Speed (m/s)	12.56	17.75	17.29	16.99	16.01	15.97	15.69	15.75	14.47	14.12	13.16		15.26
		Stride length (m)	5.80	7.92	7.78	7.73	7.13	7.61	7.44	7.34	6.72	6.68	6.65		7.11
		Stride duration (s)	0.422	0.446	0.450	0.455	0.445	0.476	0.474	0.466	0.465	0.473	0.505		0.466
		Stride efficiency (%)	52.54	97.94	94.53	93.41	79.38	90.46	86.47	84.14	70.65	69.67	69.10		78.90
		Stride count	34.49	25.26	25.72	25.87	28.06	26.29	26.89	27.26	29.75	29.95	30.08		309.62

10 m

Stride length

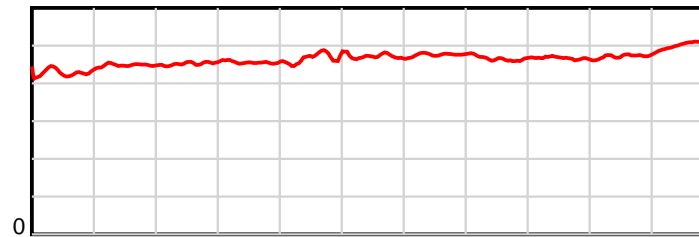


2200 m

Finish

0.6 s

Stride duration

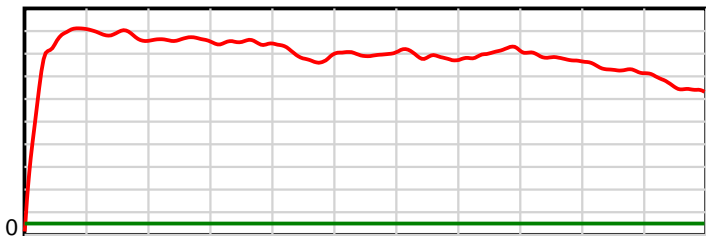


2200 m

Finish

20 m/sec

Speed

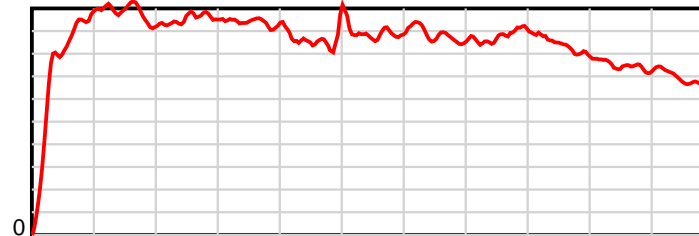


2200 m

Finish

100 %

Stride efficiency



2200 m

Finish

Note: Horizontal distance axis grid lines are 200m furlongs.

Disclaimer.

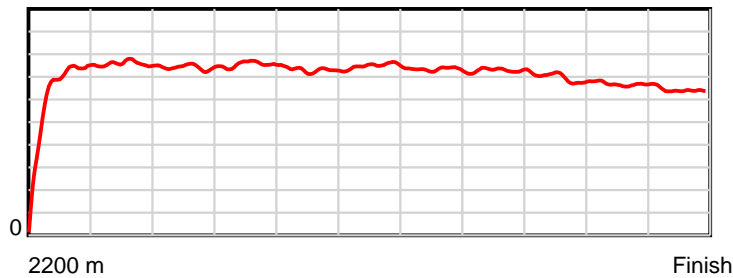
Tasracing Pty Ltd and Thoroughbred Ratings Pty Ltd accepts no responsibility for the completeness or accuracy of any of the information contained herein, and makes no representations about its suitability for any particular purpose. Users should make their own judgements about those matters and/or seek independent advice. You assume all risks associated with use of the data provided on this page.

Race Results

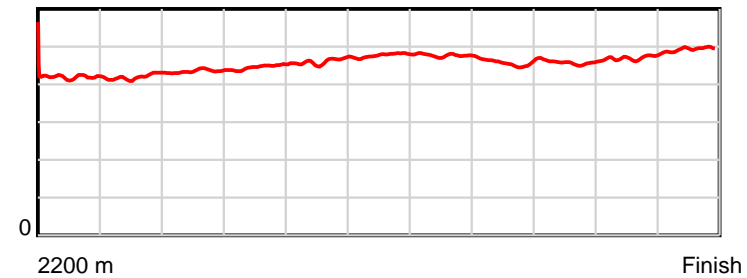
February 02, 2014, Race 7, 3Y-SW, Distance 2200m, Elwick Course Proper - Offset 0m

Result	TAB no.	Horse (Barrier)	2200 to	2000m to	1800m to	1600m to	1400m to	1200m to	1000m to	800m to	600m to	400m to	200m to	Total or	Margin
10th	10	Victory Medal (9)	2000m	1800m	1600m	1400m	1200m	1000m	800m	600m	400m	200m	WP	Average	
		Position in running (margin)	-	6(3.1)	3(0.8)	4(0.8)	2(1.7)	3(0.5)	3(2.0)	3(1.3)	3(1.1)	9(5.6)	10(15.7)		32.90
		Sectional time (s)	15.83	10.94	11.66	11.59	12.11	12.61	12.99	12.90	14.38	14.30	15.18		
		Cumulative time (s)	144.48	128.65	117.71	106.06	94.47	82.35	69.74	56.75	43.85	29.47	15.18	2:24.47	
		Speed (m/s)	12.63	18.28	17.15	17.26	16.52	15.86	15.40	15.50	13.91	13.99	13.18	15.23	
		Stride length (m)	5.88	7.64	7.45	7.66	7.56	7.54	7.36	7.12	6.38	6.56	6.50	7.01	
		Stride duration (s)	0.426	0.418	0.434	0.444	0.458	0.475	0.478	0.459	0.458	0.469	0.493	0.460	
		Stride efficiency (%)	53.97	91.32	86.72	91.63	89.30	88.73	84.54	79.26	63.54	67.27	65.96	76.68	
		Stride count	34.03	26.16	26.85	26.12	26.46	26.54	27.19	28.08	31.37	30.48	30.78	314.06	

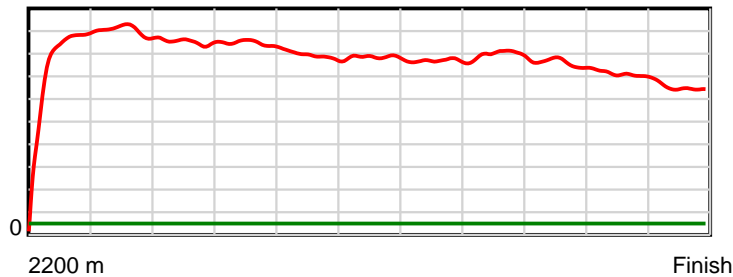
10 m Stride length



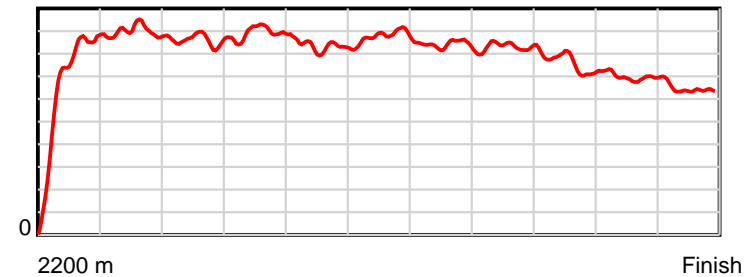
0.6 s Stride duration



20 m/sec Speed



100 % Stride efficiency



Note: Horizontal distance axis grid lines are 200m furlongs.

Disclaimer.

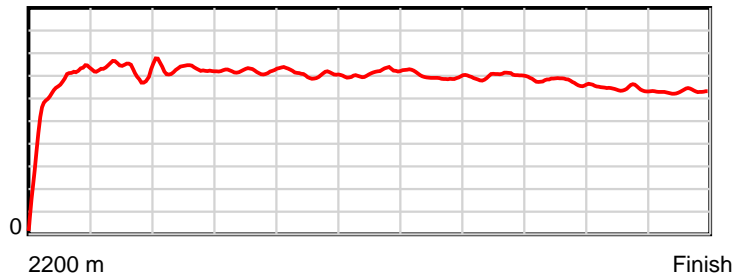
Tasracing Pty Ltd and Thoroughbred Ratings Pty Ltd accepts no responsibility for the completeness or accuracy of any of the information contained herein, and makes no representations about its suitability for any particular purpose. Users should make their own judgements about those matters and/or seek independent advice. You assume all risks associated with use of the data provided on this page.

Race Results

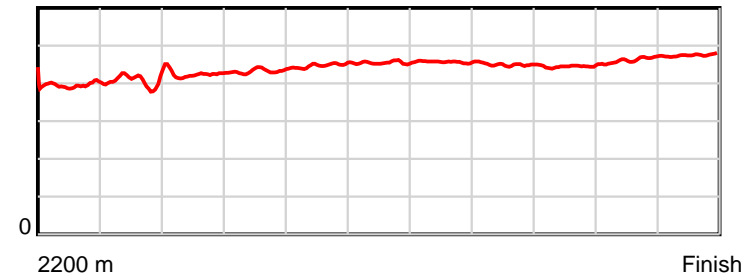
February 02, 2014, Race 7, 3Y-SW, Distance 2200m, Elwick Course Proper - Offset 0m

Result	TAB no.	Horse (Barrier)	2200 to	2000m to	1800m to	1600m to	1400m to	1200m to	1000m to	800m to	600m to	400m to	200m to	Total or	Margin
11th	11	Mikaylas Raide... (5)	2000m	1800m	1600m	1400m	1200m	1000m	800m	600m	400m	200m	WP	Average	
		Position in running (margin)	-	3(1.4)	2(0.8)	2(0.3)	5(2.8)	5(2.9)	5(4.4)	5(3.8)	8(4.2)	11(7.5)	11(18.9)		36.90
		Sectional time (s)	15.99	11.21	11.57	11.88	12.32	12.62	12.99	13.02	14.17	14.50	15.05		
		Cumulative time (s)	145.31	129.32	118.11	106.55	94.67	82.35	69.74	56.74	43.72	29.55	15.05	2:25.31	
		Speed (m/s)	12.51	17.84	17.29	16.84	16.23	15.85	15.40	15.36	14.11	13.79	13.29	15.14	
		Stride length (m)	5.61	7.16	7.34	7.26	7.23	7.20	7.03	6.92	6.28	6.36	6.31	6.74	
		Stride duration (s)	0.401	0.401	0.425	0.431	0.445	0.454	0.456	0.450	0.445	0.461	0.475	0.446	
		Stride efficiency (%)	49.20	80.03	84.20	82.43	81.70	81.07	77.13	74.78	61.63	63.20	62.27	71.09	
		Stride count	35.64	27.95	27.25	27.54	27.66	27.77	28.47	28.91	31.85	31.45	31.68	326.17	

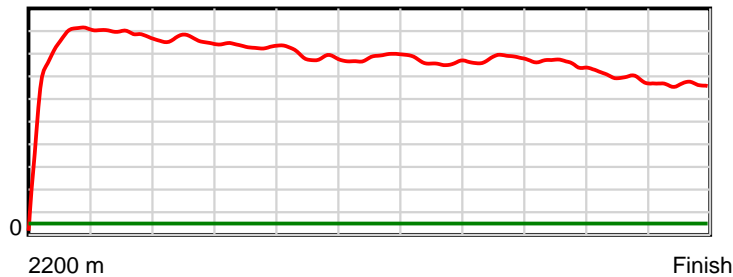
10 m Stride length



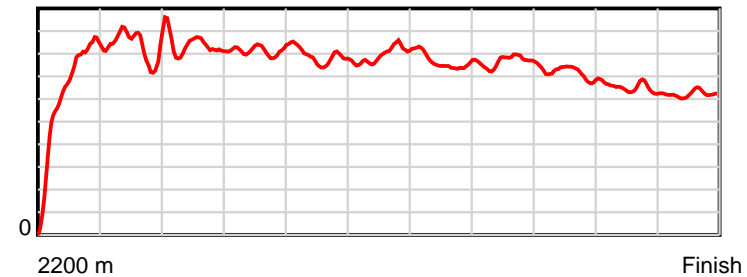
0.6 s Stride duration



20 m/sec Speed



100 % Stride efficiency



Note: Horizontal distance axis grid lines are 200m furlongs.

Disclaimer.

Tasracing Pty Ltd and Thoroughbred Ratings Pty Ltd accepts no responsibility for the completeness or accuracy of any of the information contained herein, and makes no representations about its suitability for any particular purpose. Users should make their own judgements about those matters and/or seek independent advice. You assume all risks associated with use of the data provided on this page.

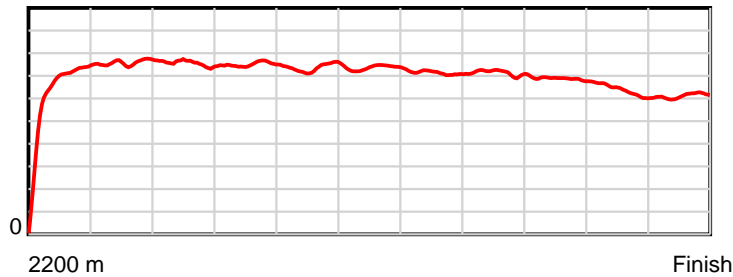
Race Results

February 02, 2014, Race 7, 3Y-SW, Distance 2200m, Elwick Course Proper - Offset 0m

Result	TAB no.	Horse (Barrier)	2200 to	2000m to	1800m to	1600m to	1400m to	1200m to	1000m to	800m to	600m to	400m to	200m to	Total or	Margin
12th	12	He's Feisty (11)	2000m	1800m	1600m	1400m	1200m	1000m	800m	600m	400m	200m	WP	Average	
		Position in running (margin)	-	9(6.0)	10(5.0)	10(5.0)	11(8.9)	11(7.8)	11(9.0)	11(7.9)	11(6.6)	12(10.8)	12(32.0)		65.40
		Sectional time (s)	18.75	11.15	11.65	12.10	12.12	12.57	12.91	12.73	14.32	16.15	17.06		
		Cumulative time (s)	151.51	132.76	121.61	109.95	97.86	85.74	73.17	60.26	47.53	33.21	17.06	2:31.50	
		Speed (m/s)	10.67	17.94	17.17	16.53	16.50	15.91	15.49	15.71	13.97	12.38	11.72	14.52	
		Stride length (m)	5.77	7.74	7.60	7.54	7.50	7.41	7.14	7.12	6.40	6.22	6.15	6.90	
		Stride duration (s)	0.429	0.431	0.443	0.456	0.455	0.465	0.461	0.453	0.458	0.503	0.525	0.475	
		Stride efficiency (%)	51.94	93.51	90.34	88.78	87.90	85.72	79.71	79.12	63.92	60.54	59.19	74.30	
		Stride count	34.69	25.85	26.30	26.53	26.67	27.00	28.00	28.11	31.27	32.13	32.50	319.05	

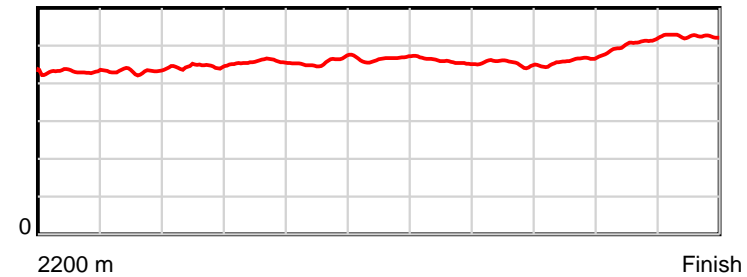
10 m

Stride length



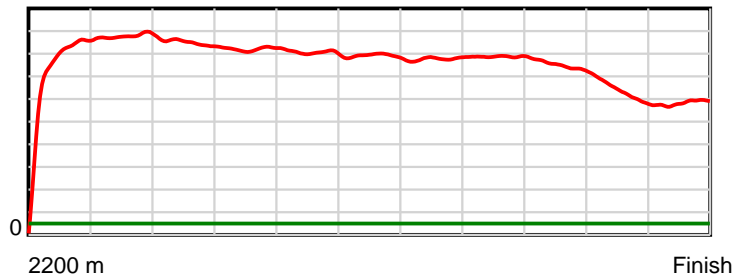
0.6 s

Stride duration



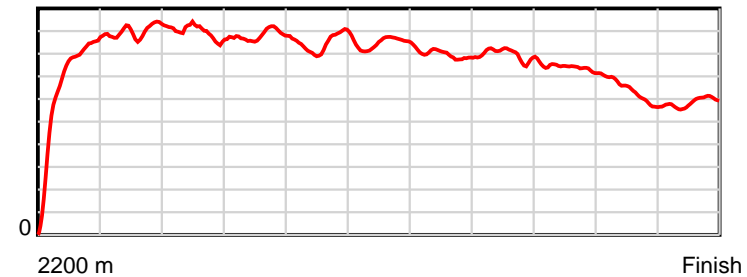
20 m/sec

Speed



100 %

Stride efficiency



Note: Horizontal distance axis grid lines are 200m furlongs.

Disclaimer.

Tasracing Pty Ltd and Thoroughbred Ratings Pty Ltd accepts no responsibility for the completeness or accuracy of any of the information contained herein, and makes no representations about its suitability for any particular purpose. Users should make their own judgements about those matters and/or seek independent advice. You assume all risks associated with use of the data provided on this page.