



Race Results

Tasmanian Racing Club, Hobart, February 02, 2014

Compilation date: February 3, 2014, 10:25:17 AM (EST)

Copyright © 2014 Tasracing Pty Ltd. All rights reserved.

Trademarks.

StrideMASTER is a registered trademark of Thoroughbred Ratings Pty Ltd.

Disclaimer.

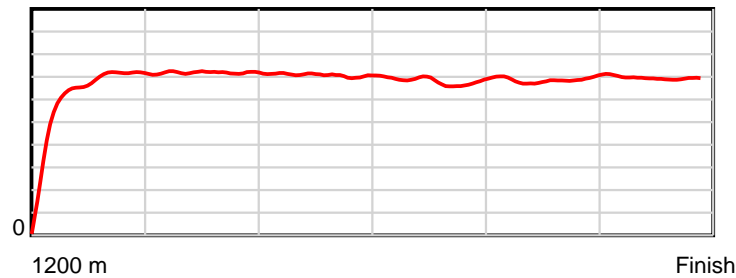
Tasracing Pty Ltd and Thoroughbred Ratings Pty Ltd accepts no responsibility for the completeness or accuracy of any of the information contained herein, and makes no representations about its suitability for any particular purpose. Users should make their own judgements about those matters and/or seek independent advice. You assume all risks associated with use of the data provided on this page.

Race Results

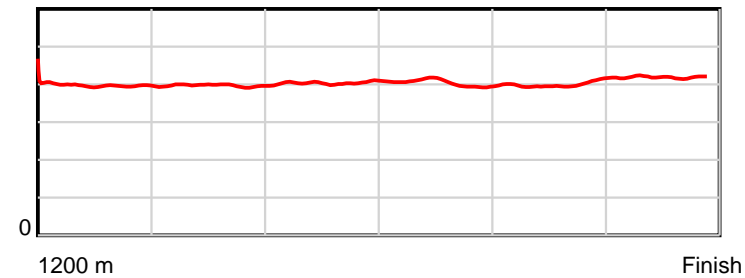
February 02, 2014, Race 8, F&M-WFA, Distance 1200m, Elwick Course Proper - Offset 0m

Result	TAB no.	Horse (Barrier)	1200 to	1000m to	800m to	600m to	400m to	200m to	Total or	Margin
1st	5	Isibaeva (1)	1000m	800m	600m	400m	200m	WP	Average	
		Position in running (margin)	-	4(0.0)	3(0.0)	3(0.0)	3(0.0)	2(0.0)		0.00
		Sectional time (s)	13.83	10.70	11.20	12.49	12.00	12.00		
		Cumulative time (s)	72.21	58.38	47.69	36.48	24.00	12.00	1:12.20	
		Speed (m/s)	14.46	18.69	17.86	16.01	16.67	16.67	16.62	
		Stride length (m)	5.84	7.41	7.16	6.49	6.65	6.98	6.71	
		Stride duration (s)	0.408	0.396	0.401	0.405	0.399	0.419	0.404	
		Stride efficiency (%)	53.26	85.81	80.10	65.78	69.08	76.10	70.43	
		Stride count	34.26	26.99	27.93	30.83	30.08	28.66	178.75	

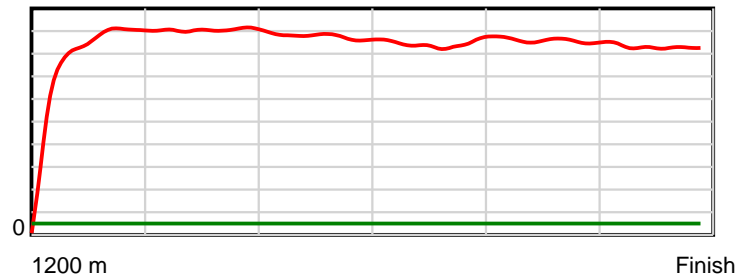
10 m Stride length



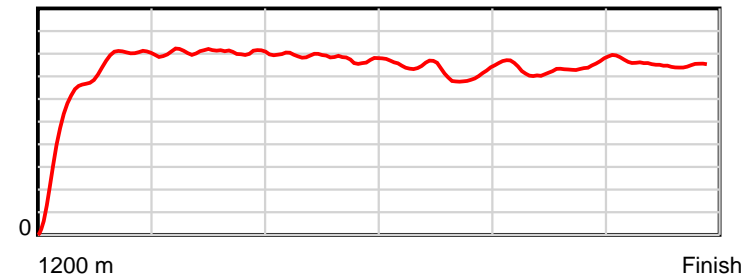
0.6 s Stride duration



20 m/sec Speed



100 % Stride efficiency



Note: Horizontal distance axis grid lines are 200m furlongs.

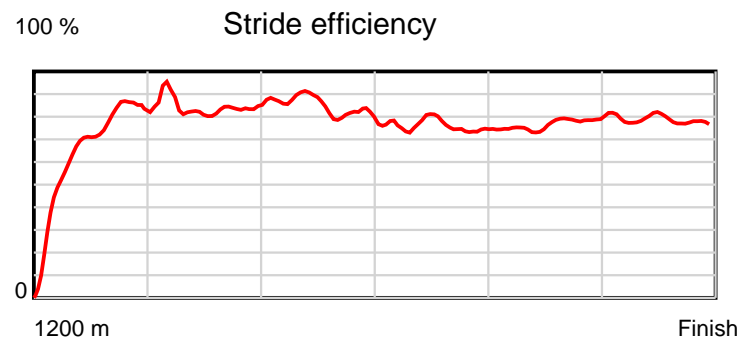
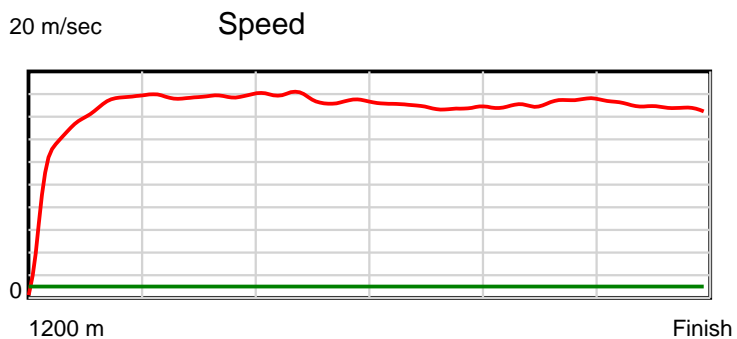
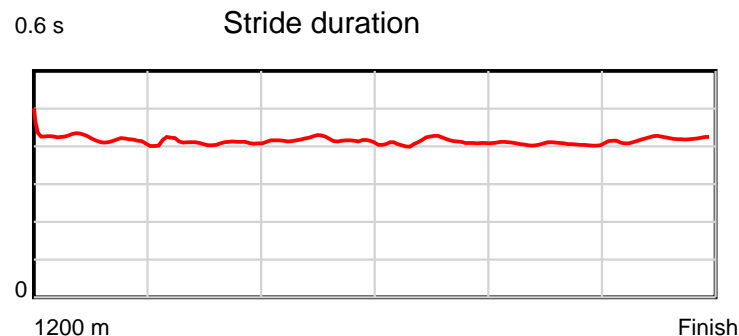
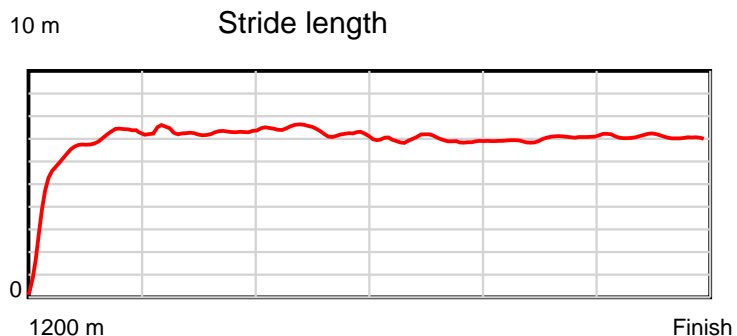
Disclaimer.

Tasracing Pty Ltd and Thoroughbred Ratings Pty Ltd accepts no responsibility for the completeness or accuracy of any of the information contained herein, and makes no representations about its suitability for any particular purpose. Users should make their own judgements about those matters and/or seek independent advice. You assume all risks associated with use of the data provided on this page.

Race Results

February 02, 2014, Race 8, F&M-WFA, Distance 1200m, Elwick Course Proper - Offset 0m

Result	TAB no.	Horse (Barrier)	1200 to	1000m to	800m to	600m to	400m to	200m to	Total or	Margin
2nd	2	Miss Stellabel... (7)	1000m	800m	600m	400m	200m	WP	Average	
		Position in running (margin)	-	5(0.0)	6(0.0)	6(0.0)	6(0.0)	6(0.0)		1.30
		Sectional time (s)	13.99	11.00	11.34	12.46	11.79	11.88		
		Cumulative time (s)	72.45	58.46	47.47	36.13	23.67	11.88	1:12.45	
		Speed (m/s)	14.30	18.18	17.64	16.05	16.96	16.84	16.56	
		Stride length (m)	6.08	7.30	7.36	6.57	6.89	7.06	6.85	
		Stride duration (s)	0.431	0.402	0.417	0.409	0.406	0.420	0.413	
		Stride efficiency (%)	57.77	83.38	84.55	67.44	74.28	77.98	73.29	
		Stride count	32.89	27.38	27.19	30.44	29.01	28.31	175.22	



Note: Horizontal distance axis grid lines are 200m furlongs.

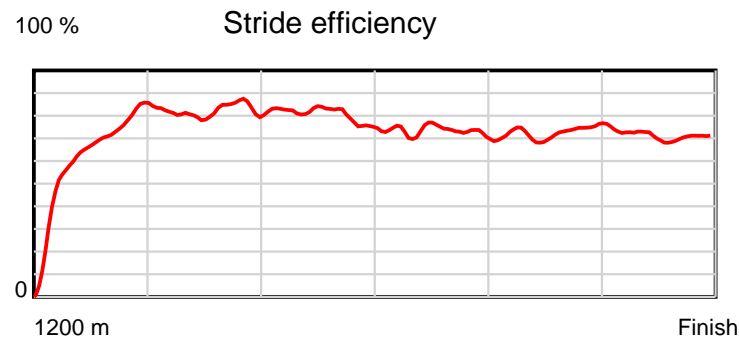
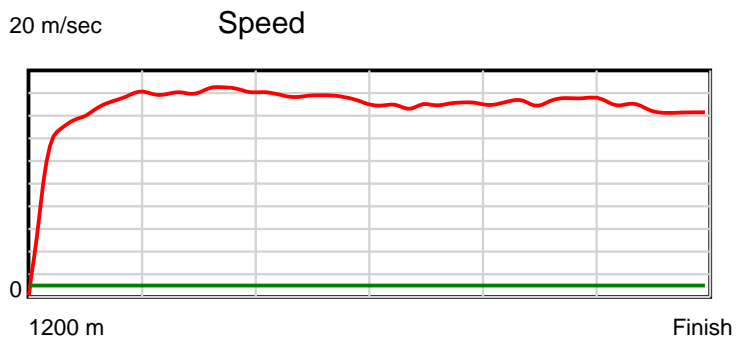
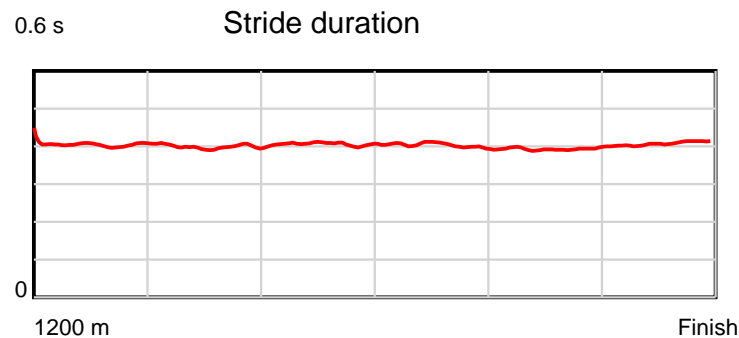
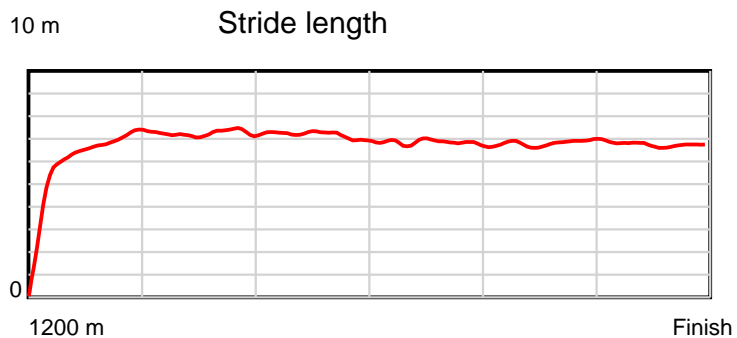
Disclaimer.

Tasracing Pty Ltd and Thoroughbred Ratings Pty Ltd accepts no responsibility for the completeness or accuracy of any of the information contained herein, and makes no representations about its suitability for any particular purpose. Users should make their own judgements about those matters and/or seek independent advice. You assume all risks associated with use of the data provided on this page.

Race Results

February 02, 2014, Race 8, F&M-WFA, Distance 1200m, Elwick Course Proper - Offset 0m

Result	TAB no.	Horse (Barrier)	1200 to	1000m to	800m to	600m to	400m to	200m to	Total or	Margin
3rd	6	Terra Amata (6)	1000m	800m	600m	400m	200m	WP	Average	
		Position in running (margin)	-	3(0.0)	4(0.0)	4(0.0)	4(0.0)	4(0.0)		1.40
		Sectional time (s)	13.80	10.81	11.29	12.56	12.00	11.99		
		Cumulative time (s)	72.46	58.66	47.85	36.56	23.99	11.99	1:12.45	
		Speed (m/s)	14.49	18.50	17.71	15.92	16.67	16.68	16.56	
		Stride length (m)	5.77	7.38	7.17	6.42	6.55	6.81	6.64	
		Stride duration (s)	0.403	0.399	0.405	0.403	0.393	0.408	0.401	
		Stride efficiency (%)	51.98	85.00	80.41	64.39	67.10	72.37	68.88	
		Stride count	34.68	27.12	27.88	31.16	30.52	29.39	180.75	



Note: Horizontal distance axis grid lines are 200m furlongs.

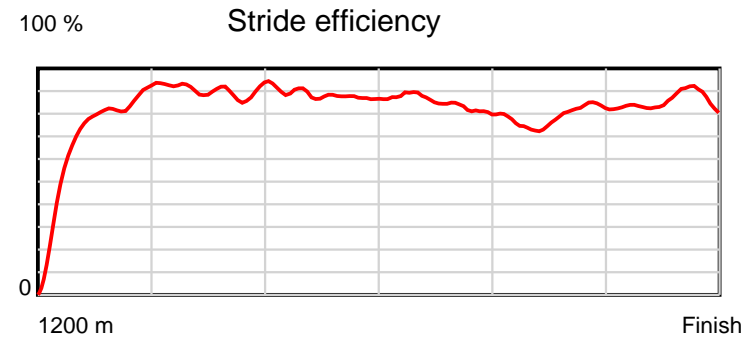
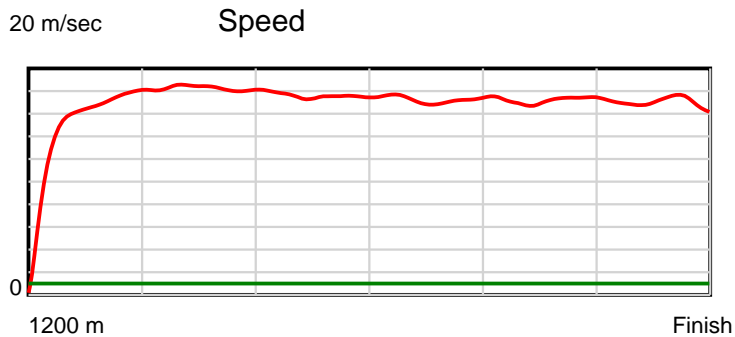
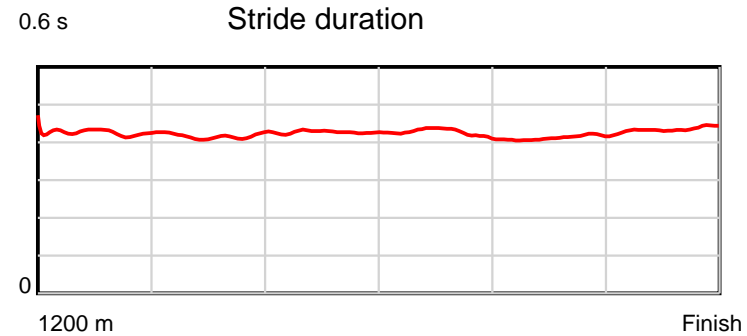
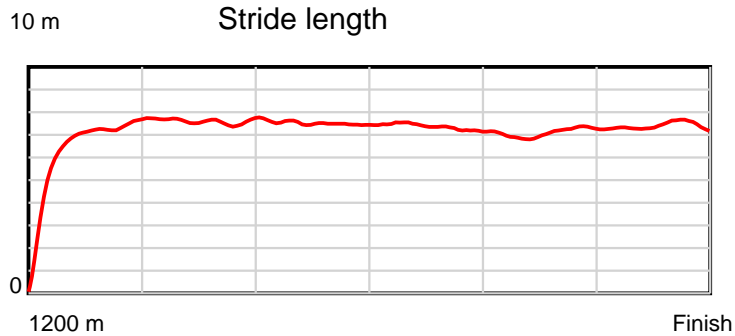
Disclaimer.

Tasracing Pty Ltd and Thoroughbred Ratings Pty Ltd accepts no responsibility for the completeness or accuracy of any of the information contained herein, and makes no representations about its suitability for any particular purpose. Users should make their own judgements about those matters and/or seek independent advice. You assume all risks associated with use of the data provided on this page.

Race Results

February 02, 2014, Race 8, F&M-WFA, Distance 1200m, Elwick Course Proper - Offset 0m

Result	TAB no.	Horse (Barrier)	1200 to	1000m to	800m to	600m to	400m to	200m to	Total or	Margin
4th	1	Rebel Bride (5)	1000m	800m	600m	400m	200m	WP	Average	
		Position in running (margin)	-	6(0.0)	5(0.0)	5(0.0)	5(0.0)	5(0.0)		1.60
		Sectional time (s)	13.85	10.68	11.44	12.37	12.08	12.09		
		Cumulative time (s)	72.50	58.65	47.98	36.53	24.17	12.09	1:12.50	
		Speed (m/s)	14.44	18.73	17.48	16.17	16.56	16.54	16.55	
		Stride length (m)	6.10	7.79	7.46	6.88	6.82	7.22	7.00	
		Stride duration (s)	0.434	0.416	0.427	0.426	0.412	0.436	0.423	
		Stride efficiency (%)	58.12	94.94	87.04	74.00	72.73	81.38	76.64	
		Stride count	32.80	25.66	26.80	29.06	29.32	27.71	171.35	



Note: Horizontal distance axis grid lines are 200m furlongs.

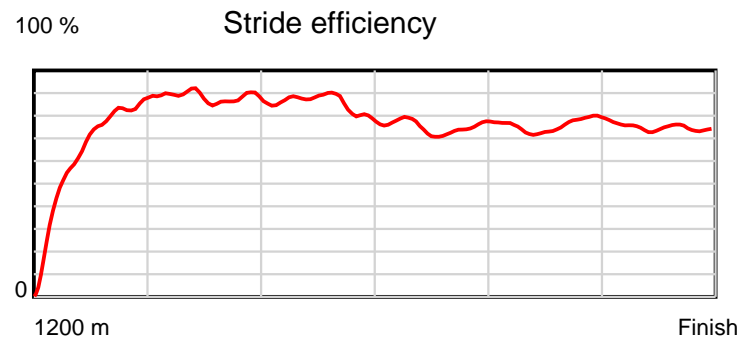
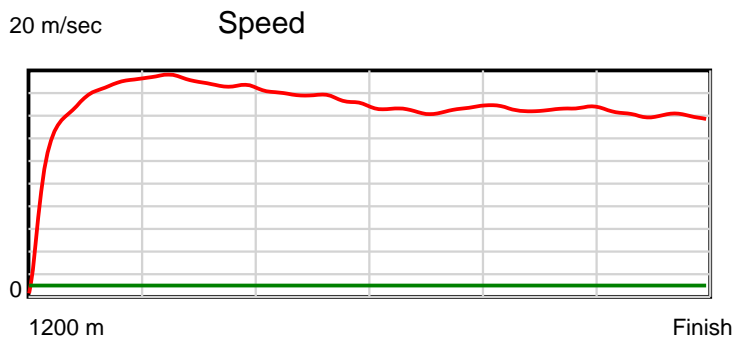
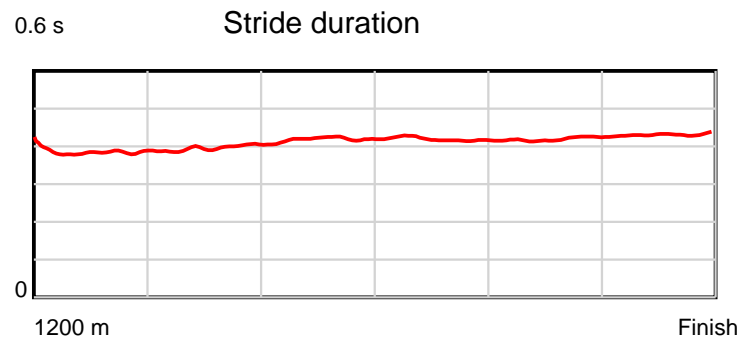
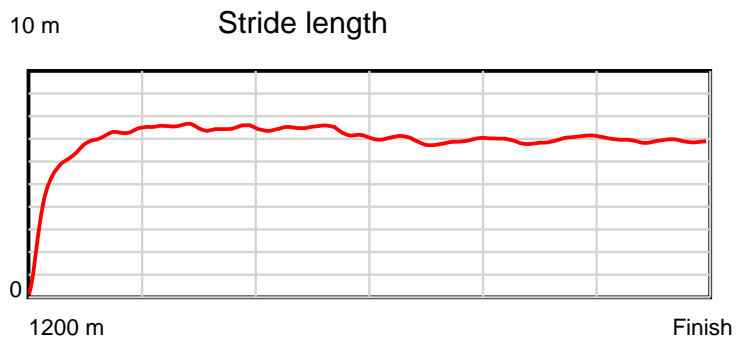
Disclaimer.

Tasracing Pty Ltd and Thoroughbred Ratings Pty Ltd accepts no responsibility for the completeness or accuracy of any of the information contained herein, and makes no representations about its suitability for any particular purpose. Users should make their own judgements about those matters and/or seek independent advice. You assume all risks associated with use of the data provided on this page.

Race Results

February 02, 2014, Race 8, F&M-WFA, Distance 1200m, Elwick Course Proper - Offset 0m

Result	TAB no.	Horse (Barrier)	1200 to	1000m to	800m to	600m to	400m to	200m to	Total or	Margin
5th	9	California Wis... (3)	1000m	800m	600m	400m	200m	WP	Average	
		Position in running (margin)	-	2(0.0)	2(0.0)	2(0.0)	2(0.0)	3(0.0)		0.00
		Sectional time (s)	12.87	10.32	11.30	12.87	12.38	12.47		
		Cumulative time (s)	72.21	59.34	49.02	37.72	24.85	12.47	1:12.20	
		Speed (m/s)	15.54	19.38	17.70	15.54	16.16	16.04	16.62	
		Stride length (m)	5.67	7.65	7.38	6.51	6.77	6.93	6.76	
		Stride duration (s)	0.391	0.395	0.417	0.419	0.419	0.432	0.407	
		Stride efficiency (%)	50.22	91.50	85.19	66.31	71.67	75.13	71.36	
		Stride count	35.28	26.14	27.09	30.70	29.53	28.84	177.58	



Note: Horizontal distance axis grid lines are 200m furlongs.

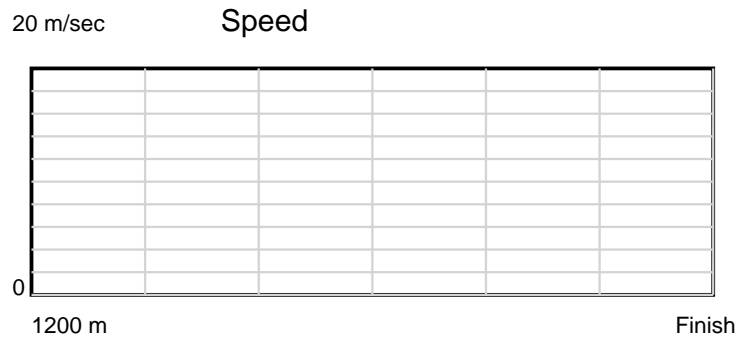
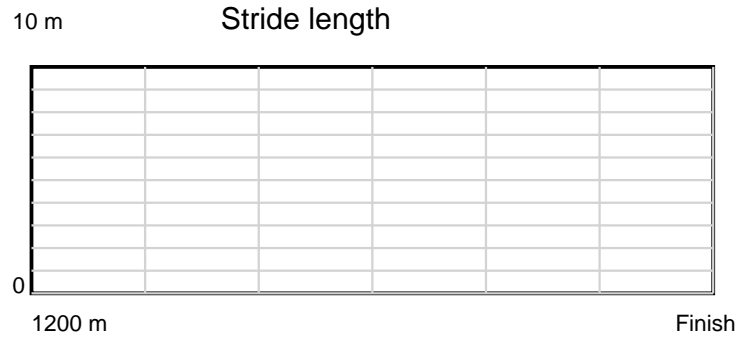
Disclaimer.

Tasracing Pty Ltd and Thoroughbred Ratings Pty Ltd accepts no responsibility for the completeness or accuracy of any of the information contained herein, and makes no representations about its suitability for any particular purpose. Users should make their own judgements about those matters and/or seek independent advice. You assume all risks associated with use of the data provided on this page.

Race Results

February 02, 2014, Race 8, F&M-WFA, Distance 1200m, Elwick Course Proper - Offset 0m

Result	TAB no.	Horse (Barrier)	1200 to	1000m to	800m to	600m to	400m to	200m to	Total or	Margin
6th	4	Kneeling (2)	WP	Average						
		Position in running (margin)		2.70						
		Sectional time (s)								
		Cumulative time (s)	1:12.70							
		Speed (m/s)	16.51							
		Stride length (m)	nan							
		Stride duration (s)	nan							
		Stride efficiency (%)	nan							
		Stride count	0.00							



Note: Horizontal distance axis grid lines are 200m furlongs.

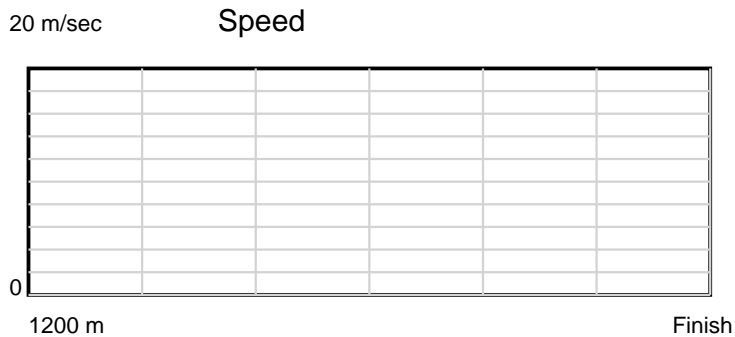
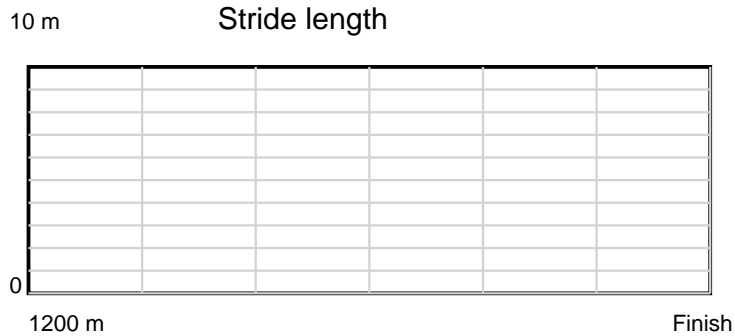
Disclaimer.

Tasracing Pty Ltd and Thoroughbred Ratings Pty Ltd accepts no responsibility for the completeness or accuracy of any of the information contained herein, and makes no representations about its suitability for any particular purpose. Users should make their own judgements about those matters and/or seek independent advice. You assume all risks associated with use of the data provided on this page.

Race Results

February 02, 2014, Race 8, F&M-WFA, Distance 1200m, Elwick Course Proper - Offset 0m

Result	TAB no.	Horse (Barrier)	1200 to	1000m to	800m to	600m to	400m to	200m to	Total or	Margin
7th	7	Snippetee Bee (4)								
		Position in running (margin)								
		Sectional time (s)								
		Cumulative time (s)								
		Speed (m/s)								
		Stride length (m)								
		Stride duration (s)								
		Stride efficiency (%)								
		Stride count								



Note: Horizontal distance axis grid lines are 200m furlongs.

Disclaimer.

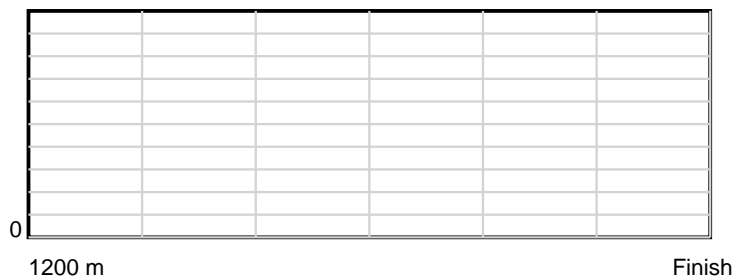
Tasracing Pty Ltd and Thoroughbred Ratings Pty Ltd accepts no responsibility for the completeness or accuracy of any of the information contained herein, and makes no representations about its suitability for any particular purpose. Users should make their own judgements about those matters and/or seek independent advice. You assume all risks associated with use of the data provided on this page.

Race Results


February 02, 2014, Race 8, F&M-WFA, Distance 1200m, Elwick Course Proper - Offset 0m

Result	TAB no.	Horse (Barrier)	1200 to	1000m to	800m to	600m to	400m to	200m to	Total or	Margin
8th	8	Anelene (8)								
		Position in running (margin)								
		Sectional time (s)								
		Cumulative time (s)								
		Speed (m/s)								
		Stride length (m)								
		Stride duration (s)								
		Stride efficiency (%)								
		Stride count								

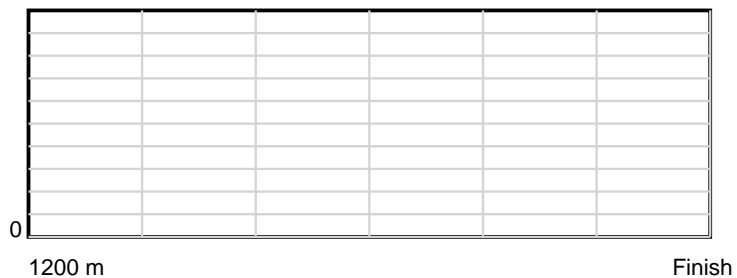
10 m Stride length



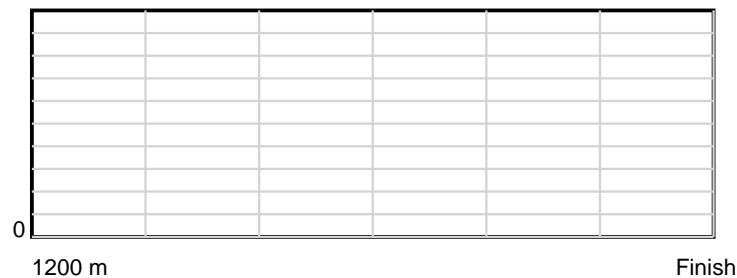
0.6 s Stride duration



20 m/sec Speed



100 % Stride efficiency



Note: Horizontal distance axis grid lines are 200m furlongs.

Disclaimer.

Tasracing Pty Ltd and Thoroughbred Ratings Pty Ltd accepts no responsibility for the completeness or accuracy of any of the information contained herein, and makes no representations about its suitability for any particular purpose. Users should make their own judgements about those matters and/or seek independent advice. You assume all risks associated with use of the data provided on this page.