



Race Results

Tasmanian Racing Club, Hobart, February 09, 2014

Compilation date: February 17, 2014, 2:50:32 PM (EST)

Copyright © 2014 Tasracing Pty Ltd. All rights reserved.

Trademarks.

StrideMASTER is a registered trademark of Thoroughbred Ratings Pty Ltd.

Disclaimer.

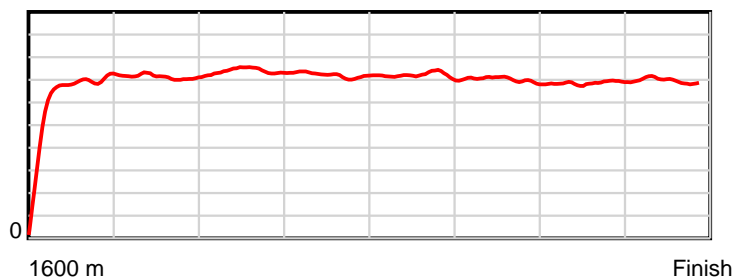
Tasracing Pty Ltd and Thoroughbred Ratings Pty Ltd accepts no responsibility for the completeness or accuracy of any of the information contained herein, and makes no representations about its suitability for any particular purpose. Users should make their own judgements about those matters and/or seek independent advice. You assume all risks associated with use of the data provided on this page.

Race Results

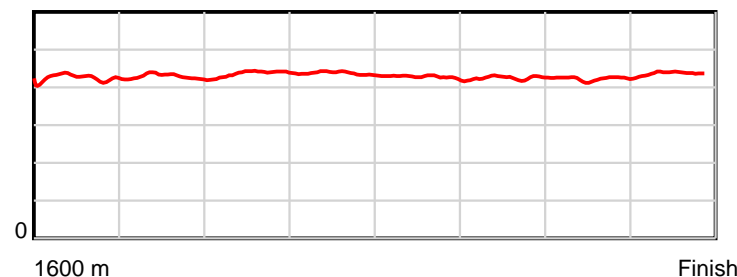
February 09, 2014, Race 10, BM68, Distance 1600m, Elwick Course Proper - Offset 3m

Result	TAB no.	Horse (Barrier)	1600 to	1400m to	1200m to	1000m to	800m to	600m to	400m to	200m to	Total or	Margin
1st	2	Bag of Monkeys (5)	1400m	1200m	1000m	800m	600m	400m	200m	WP	Average	
		Position in running (margin)	-	3(0.2)	1(0.0)	1(0.0)	2(1.1)	2(0.4)	2(1.7)	2(0.5)		0.00
		Sectional time (s)	15.98	11.90	11.69	11.94	11.70	12.25	12.07	12.40		
		Cumulative time (s)	99.94	83.96	72.06	60.37	48.43	36.72	24.47	12.40	1:39.94	
		Speed (m/s)	12.52	16.81	17.11	16.75	17.09	16.33	16.57	16.13	16.01	
		Stride length (m)	5.40	7.20	7.46	7.33	7.32	6.92	7.00	7.04	6.89	
		Stride duration (s)	0.424	0.428	0.436	0.438	0.428	0.424	0.423	0.436	0.430	
		Stride efficiency (%)	45.53	80.91	86.91	84.01	83.75	74.80	76.66	77.35	74.22	
		Stride count	37.05	27.79	26.82	27.28	27.32	28.91	28.56	28.43	232.16	

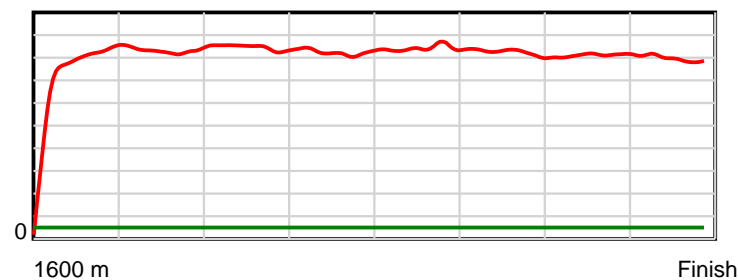
10 m Stride length



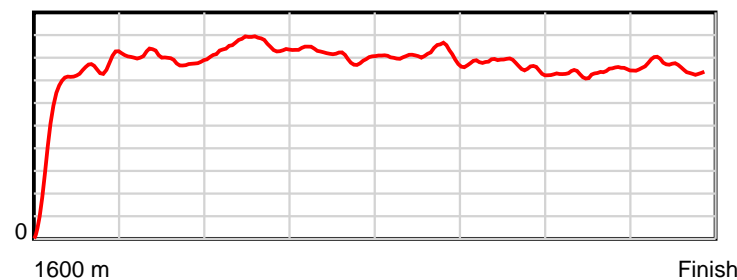
0.6 s Stride duration



20 m/sec Speed



100 % Stride efficiency



Note: Horizontal distance axis grid lines are 200m furlongs.

Disclaimer.

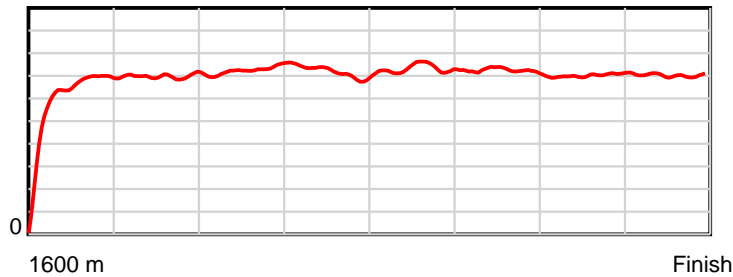
Tasracing Pty Ltd and Thoroughbred Ratings Pty Ltd accepts no responsibility for the completeness or accuracy of any of the information contained herein, and makes no representations about its suitability for any particular purpose. Users should make their own judgements about those matters and/or seek independent advice. You assume all risks associated with use of the data provided on this page.

Race Results

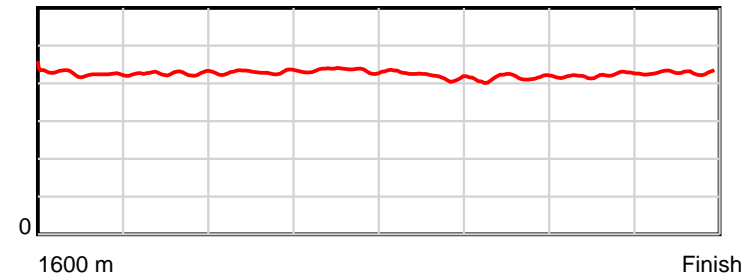
February 09, 2014, Race 10, BM68, Distance 1600m, Elwick Course Proper - Offset 3m

Result	TAB no.	Horse (Barrier)	1600 to	1400m to	1200m to	1000m to	800m to	600m to	400m to	200m to	Total or	Margin
2nd	6	Fillout the Ti... (7)	1400m	1200m	1000m	800m	600m	400m	200m	WP	Average	
		Position in running (margin)	-	10(6.4)	10(7.3)	10(7.9)	10(10.1)	10(8.6)	9(5.6)	6(2.6)		1.50
		Sectional time (s)	17.10	12.08	11.78	12.11	11.58	11.54	11.77	12.25		
		Cumulative time (s)	100.22	83.12	71.04	59.25	47.14	35.56	24.02	12.25	1:40.22	
		Speed (m/s)	11.69	16.56	16.98	16.52	17.27	17.33	16.99	16.33	15.96	
		Stride length (m)	5.23	7.06	7.28	7.17	7.27	7.18	7.15	7.00	6.84	
		Stride duration (s)	0.436	0.427	0.429	0.434	0.421	0.415	0.421	0.429	0.429	
		Stride efficiency (%)	42.72	77.97	82.92	80.27	82.48	80.67	79.94	76.52	73.16	
		Stride count	38.25	28.31	27.46	27.91	27.53	27.84	27.96	28.58	233.84	

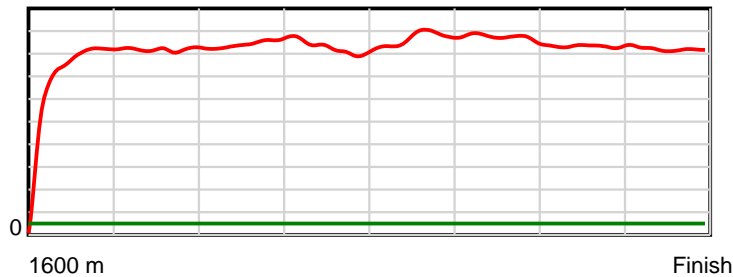
10 m Stride length



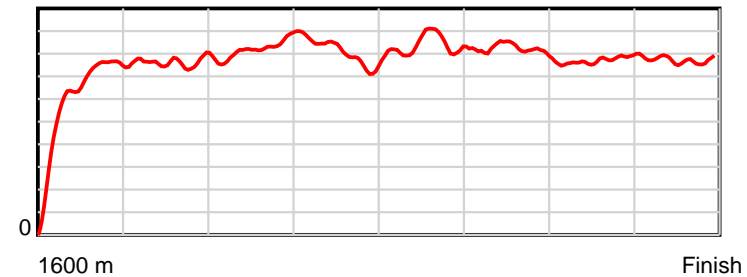
0.6 s Stride duration



20 m/sec Speed



100 % Stride efficiency



Note: Horizontal distance axis grid lines are 200m furlongs.

Disclaimer.

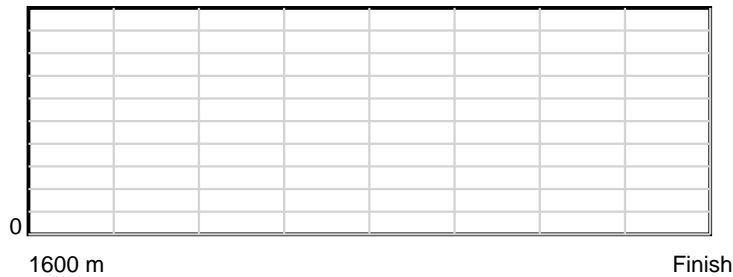
Tasracing Pty Ltd and Thoroughbred Ratings Pty Ltd accepts no responsibility for the completeness or accuracy of any of the information contained herein, and makes no representations about its suitability for any particular purpose. Users should make their own judgements about those matters and/or seek independent advice. You assume all risks associated with use of the data provided on this page.

Race Results


February 09, 2014, Race 10, BM68, Distance 1600m, Elwick Course Proper - Offset 3m

Result	TAB no.	Horse (Barrier)	1600 to	1400m to	1200m to	1000m to	800m to	600m to	400m to	200m to	Total or	Margin
3rd	1	Alarmist (9)										
		Position in running (margin)										
		Sectional time (s)										
		Cumulative time (s)										
		Speed (m/s)										
		Stride length (m)										
		Stride duration (s)										
		Stride efficiency (%)										
		Stride count										

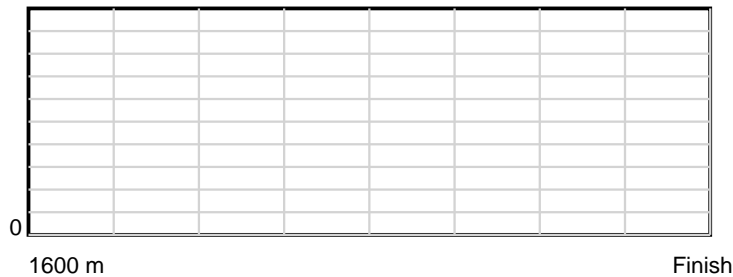
10 m Stride length



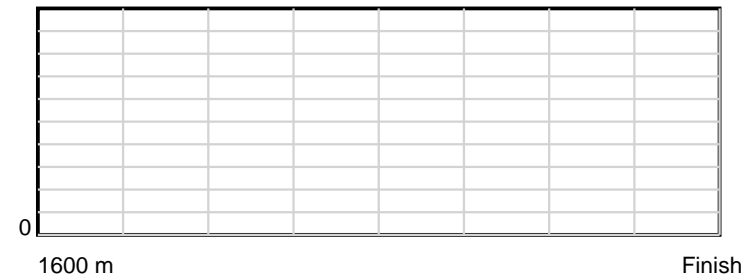
0.6 s Stride duration



20 m/sec Speed



100 % Stride efficiency



Note: Horizontal distance axis grid lines are 200m furlongs.

Disclaimer.

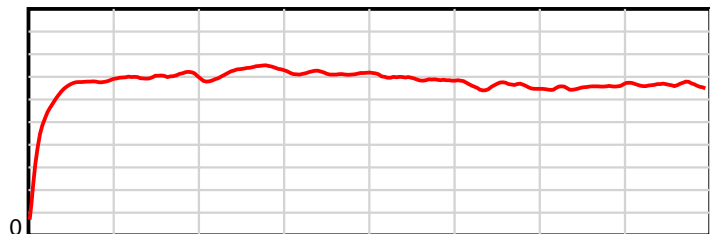
Tasracing Pty Ltd and Thoroughbred Ratings Pty Ltd accepts no responsibility for the completeness or accuracy of any of the information contained herein, and makes no representations about its suitability for any particular purpose. Users should make their own judgements about those matters and/or seek independent advice. You assume all risks associated with use of the data provided on this page.

Race Results

February 09, 2014, Race 10, BM68, Distance 1600m, Elwick Course Proper - Offset 3m

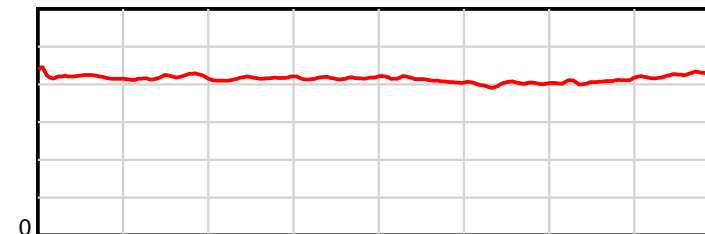
Result	TAB no.	Horse (Barrier)	1600 to	1400m to	1200m to	1000m to	800m to	600m to	400m to	200m to	Total or	Margin
4th	11	Gee Gee's Lass (6)	1400m	1200m	1000m	800m	600m	400m	200m	WP	Average	
		Position in running (margin)	-	7(2.1)	6(2.6)	3(0.7)	1(0.0)	1(0.0)	1(0.0)	1(0.0)		1.80
		Sectional time (s)	16.44	12.01	11.38	11.63	11.82	12.05	12.26	12.69		
		Cumulative time (s)	100.28	83.84	71.83	60.45	48.82	37.00	24.95	12.69	1:40.28	
		Speed (m/s)	12.17	16.65	17.57	17.20	16.92	16.60	16.31	15.76	15.96	
		Stride length (m)	5.08	6.97	7.29	7.17	6.93	6.65	6.66	6.68	6.60	
		Stride duration (s)	0.410	0.418	0.415	0.417	0.410	0.400	0.408	0.424	0.414	
		Stride efficiency (%)	40.31	75.82	83.11	80.39	75.13	69.06	69.22	69.75	68.13	
		Stride count	39.38	28.71	27.43	27.88	28.84	30.09	30.05	29.93	242.31	

10 m Stride length



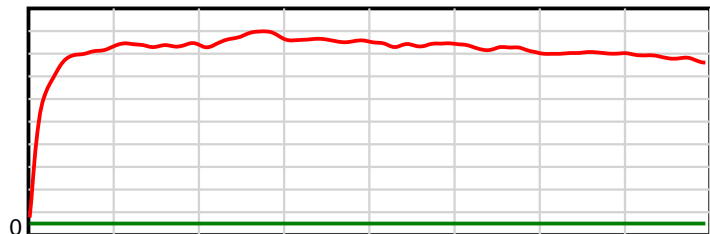
1600 m Finish

0.6 s Stride duration



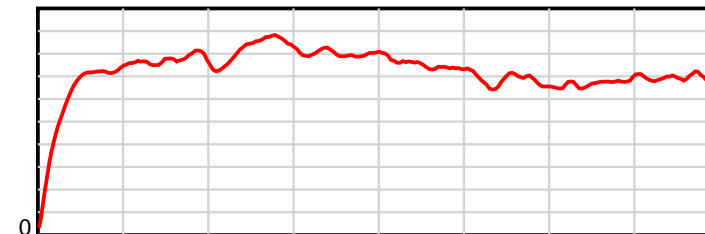
1600 m Finish

20 m/sec Speed



1600 m Finish

100 % Stride efficiency



1600 m Finish

Note: Horizontal distance axis grid lines are 200m furlongs.

Disclaimer.

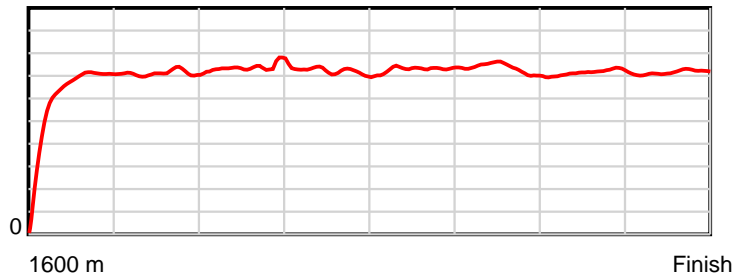
Tasracing Pty Ltd and Thoroughbred Ratings Pty Ltd accepts no responsibility for the completeness or accuracy of any of the information contained herein, and makes no representations about its suitability for any particular purpose. Users should make their own judgements about those matters and/or seek independent advice. You assume all risks associated with use of the data provided on this page.

Race Results

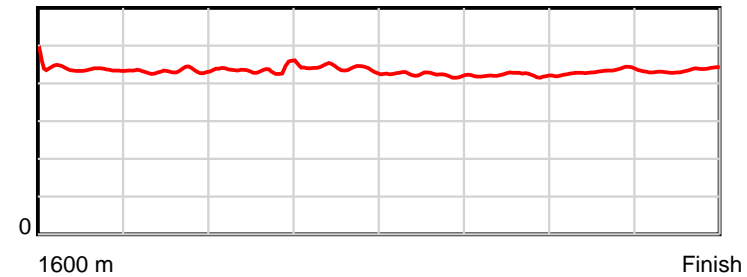
February 09, 2014, Race 10, BM68, Distance 1600m, Elwick Course Proper - Offset 3m

Result	TAB no.	Horse (Barrier)	1600 to	1400m to	1200m to	1000m to	800m to	600m to	400m to	200m to	Total or	Margin
5th	5	Westering Home (1)	1400m	1200m	1000m	800m	600m	400m	200m	WP	Average	
		Position in running (margin)	-	1(0.0)	5(1.9)	6(2.5)	7(4.6)	6(3.4)	6(3.2)	5(2.5)		1.90
		Sectional time (s)	16.31	12.25	11.79	12.10	11.63	12.01	12.14	12.07		
		Cumulative time (s)	100.30	83.99	71.74	59.95	47.85	36.22	24.21	12.07	1:40.29	
		Speed (m/s)	12.26	16.33	16.96	16.53	17.20	16.65	16.47	16.57	15.95	
		Stride length (m)	5.65	7.06	7.18	7.27	7.27	7.01	7.13	7.20	6.93	
		Stride duration (s)	0.444	0.432	0.423	0.440	0.423	0.421	0.432	0.434	0.434	
		Stride efficiency (%)	49.82	77.79	80.47	82.62	82.70	76.74	79.36	80.93	74.95	
		Stride count	35.42	28.35	27.87	27.51	27.49	28.54	28.06	27.79	231.03	

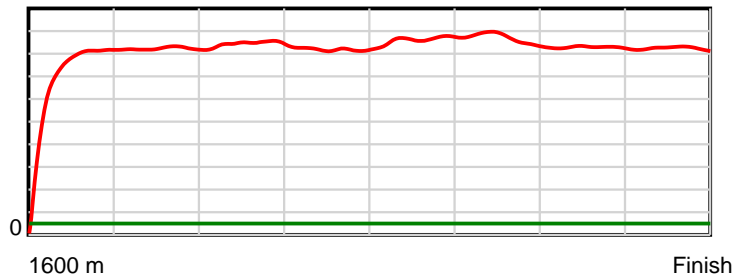
10 m Stride length



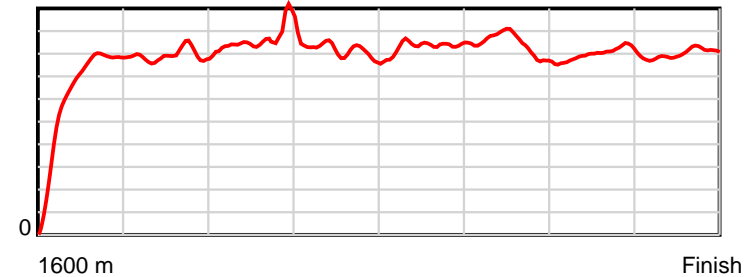
0.6 s Stride duration



20 m/sec Speed



100 % Stride efficiency



Note: Horizontal distance axis grid lines are 200m furlongs.

Disclaimer.

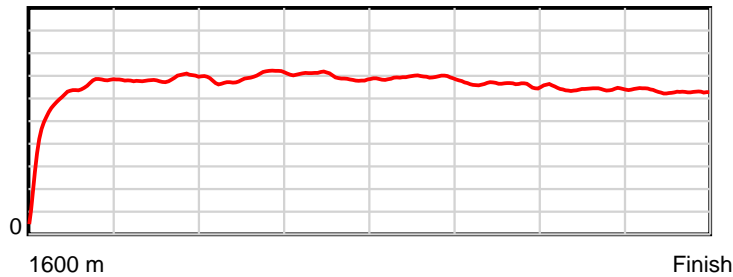
Tasracing Pty Ltd and Thoroughbred Ratings Pty Ltd accepts no responsibility for the completeness or accuracy of any of the information contained herein, and makes no representations about its suitability for any particular purpose. Users should make their own judgements about those matters and/or seek independent advice. You assume all risks associated with use of the data provided on this page.

Race Results

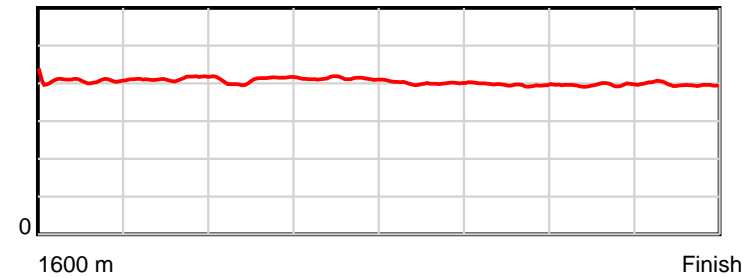
February 09, 2014, Race 10, BM68, Distance 1600m, Elwick Course Proper - Offset 3m

Result	TAB no.	Horse (Barrier)	1600 to	1400m to	1200m to	1000m to	800m to	600m to	400m to	200m to	Total or	Margin
6th	3	Sienna of Sydn... (4)	1400m	1200m	1000m	800m	600m	400m	200m	WP	Average	
		Position in running (margin)	-	5(1.0)	3(1.3)	7(2.5)	5(2.8)	4(1.6)	3(1.8)	4(1.7)		2.10
		Sectional time (s)	16.31	11.99	11.89	11.80	11.62	12.07	12.25	12.41		
		Cumulative time (s)	100.34	84.03	72.04	60.15	48.35	36.73	24.66	12.41	1:40.34	
		Speed (m/s)	12.27	16.68	16.82	16.95	17.21	16.57	16.33	16.12	15.95	
		Stride length (m)	5.14	6.87	6.87	6.99	6.89	6.56	6.46	6.40	6.47	
		Stride duration (s)	0.409	0.412	0.409	0.412	0.400	0.396	0.395	0.397	0.405	
		Stride efficiency (%)	41.35	73.71	73.78	76.32	74.11	67.32	65.12	64.00	65.32	
		Stride count	38.88	29.12	29.11	28.62	29.04	30.47	30.98	31.25	247.47	

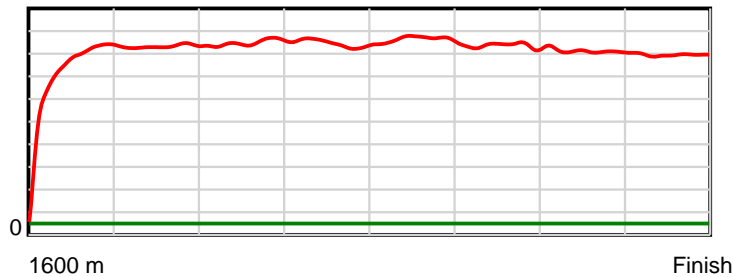
10 m Stride length



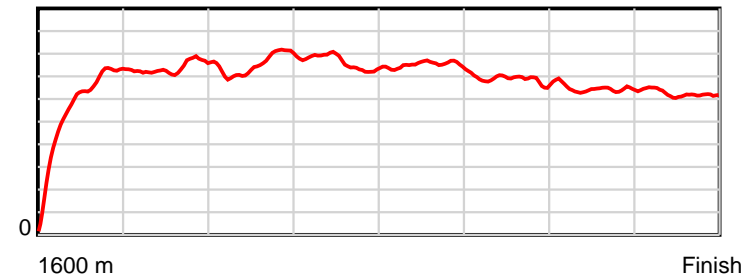
0.6 s Stride duration



20 m/sec Speed



100 % Stride efficiency



Note: Horizontal distance axis grid lines are 200m furlongs.

Disclaimer.

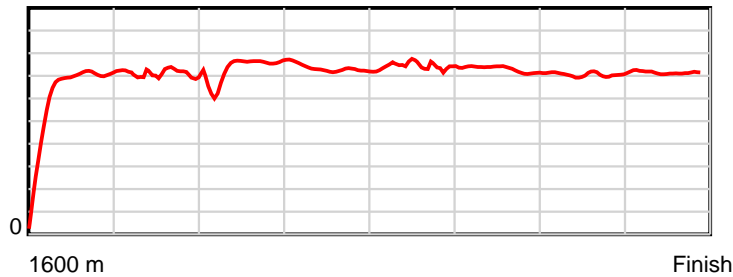
Tasracing Pty Ltd and Thoroughbred Ratings Pty Ltd accepts no responsibility for the completeness or accuracy of any of the information contained herein, and makes no representations about its suitability for any particular purpose. Users should make their own judgements about those matters and/or seek independent advice. You assume all risks associated with use of the data provided on this page.

Race Results

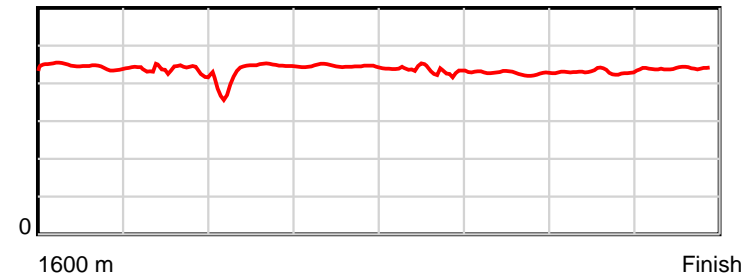
February 09, 2014, Race 10, BM68, Distance 1600m, Elwick Course Proper - Offset 3m

Result	TAB no.	Horse (Barrier)	1600 to	1400m to	1200m to	1000m to	800m to	600m to	400m to	200m to	Total or	Margin
7th	12	Rose of Innoce... (10)	1400m	1200m	1000m	800m	600m	400m	200m	WP	Average	
		Position in running (margin)	-	8(2.6)	8(4.3)	8(4.5)	8(6.3)	8(6.0)	8(4.8)	7(3.9)		2.30
		Sectional time (s)	16.41	12.23	11.72	12.05	11.76	11.85	12.11	12.24		
		Cumulative time (s)	100.37	83.96	71.74	60.02	47.97	36.20	24.35	12.24	1:40.37	
		Speed (m/s)	12.19	16.35	17.06	16.60	17.01	16.88	16.52	16.34	15.94	
		Stride length (m)	5.52	6.74	7.28	7.40	6.90	7.20	7.09	7.18	6.86	
		Stride duration (s)	0.445	0.412	0.426	0.446	0.406	0.427	0.429	0.439	0.430	
		Stride efficiency (%)	47.60	71.00	82.74	85.47	74.49	81.09	78.57	80.53	73.54	
		Stride count	36.24	29.67	27.49	27.04	28.97	27.76	28.21	27.86	233.24	

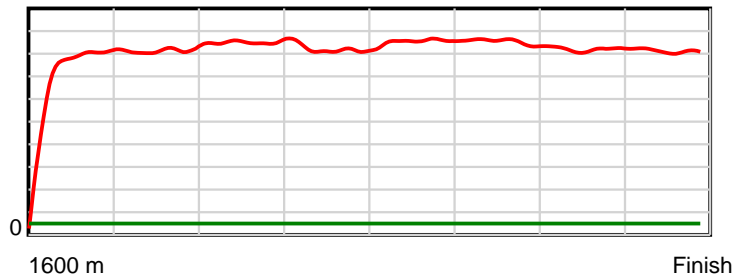
10 m Stride length



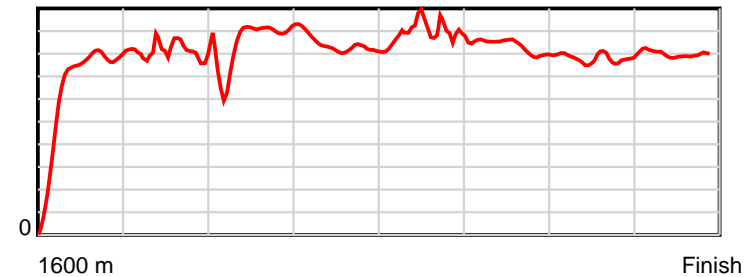
0.6 s Stride duration



20 m/sec Speed



100 % Stride efficiency



Note: Horizontal distance axis grid lines are 200m furlongs.

Disclaimer.

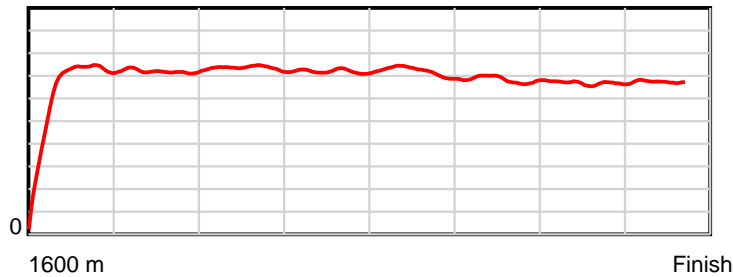
Tasracing Pty Ltd and Thoroughbred Ratings Pty Ltd accepts no responsibility for the completeness or accuracy of any of the information contained herein, and makes no representations about its suitability for any particular purpose. Users should make their own judgements about those matters and/or seek independent advice. You assume all risks associated with use of the data provided on this page.

Race Results

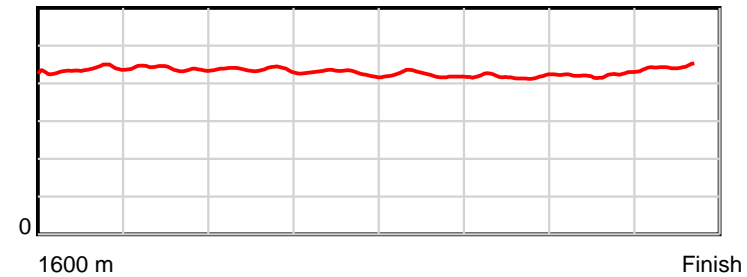
February 09, 2014, Race 10, BM68, Distance 1600m, Elwick Course Proper - Offset 3m

Result	TAB no.	Horse (Barrier)	1600 to	1400m to	1200m to	1000m to	800m to	600m to	400m to	200m to	Total or	Margin
8th	9	Musique Player (2)	1400m	1200m	1000m	800m	600m	400m	200m	WP	Average	
		Position in running (margin)	-	2(0.2)	2(0.4)	4(1.2)	4(2.3)	3(1.5)	4(1.9)	3(1.7)		6.80
		Sectional time (s)	16.47	11.97	11.82	11.93	11.69	12.12	12.22	13.01		
		Cumulative time (s)	101.23	84.76	72.79	60.97	49.03	37.35	25.23	13.01	1:41.23	
		Speed (m/s)	12.14	16.71	16.92	16.76	17.11	16.50	16.37	15.37	15.81	
		Stride length (m)	5.59	7.35	7.39	7.23	7.24	6.88	6.88	6.77	6.87	
		Stride duration (s)	0.438	0.440	0.437	0.432	0.423	0.417	0.420	0.440	0.434	
		Stride efficiency (%)	48.78	84.43	85.41	81.76	81.85	73.88	74.05	71.52	73.66	
		Stride count	35.79	27.21	27.05	27.65	27.64	29.09	29.05	29.56	233.04	

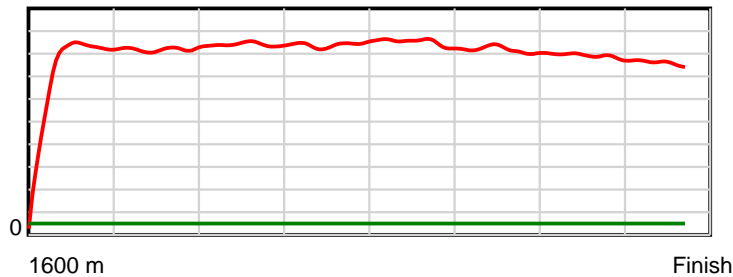
10 m Stride length



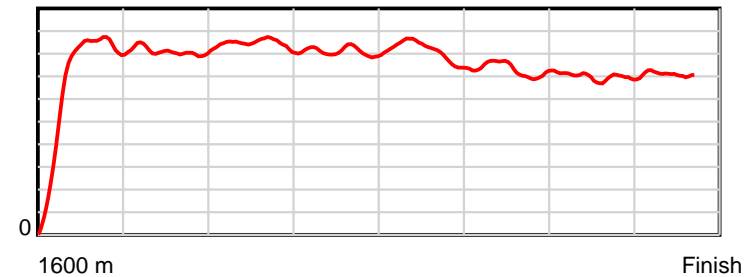
0.6 s Stride duration



20 m/sec Speed



100 % Stride efficiency



Note: Horizontal distance axis grid lines are 200m furlongs.

Disclaimer.

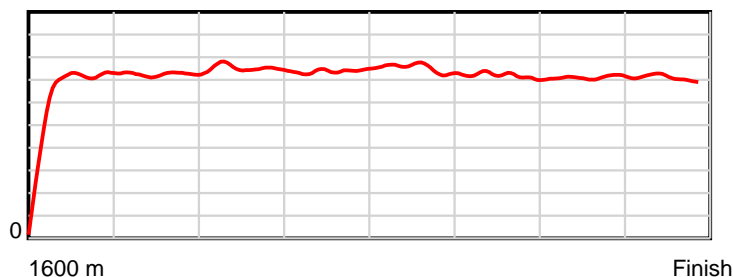
Tasracing Pty Ltd and Thoroughbred Ratings Pty Ltd accepts no responsibility for the completeness or accuracy of any of the information contained herein, and makes no representations about its suitability for any particular purpose. Users should make their own judgements about those matters and/or seek independent advice. You assume all risks associated with use of the data provided on this page.

Race Results

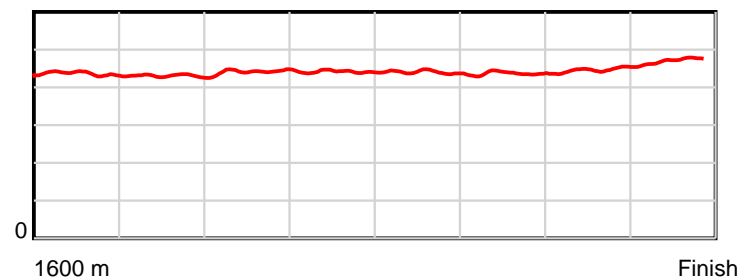
February 09, 2014, Race 10, BM68, Distance 1600m, Elwick Course Proper - Offset 3m

Result	TAB no.	Horse (Barrier)	1600 to	1400m to	1200m to	1000m to	800m to	600m to	400m to	200m to	Total or	Margin
9th	4	Peron Dunes (11)	1400m	1200m	1000m	800m	600m	400m	200m	WP	Average	
		Position in running (margin)	-	6(1.6)	4(1.4)	2(0.6)	3(1.5)	5(1.6)	5(3.2)	8(4.1)		9.80
		Sectional time (s)	16.68	11.90	11.57	11.89	11.85	12.30	12.43	13.20		
		Cumulative time (s)	101.81	85.13	73.23	61.67	49.77	37.93	25.62	13.20	1:41.81	
		Speed (m/s)	11.99	16.81	17.29	16.82	16.88	16.26	16.09	15.15	15.72	
		Stride length (m)	5.55	7.24	7.60	7.44	7.43	7.09	7.16	7.11	7.02	
		Stride duration (s)	0.448	0.431	0.439	0.442	0.440	0.436	0.445	0.469	0.446	
		Stride efficiency (%)	48.10	81.92	90.19	86.51	86.32	78.66	80.16	78.99	76.93	
		Stride count	36.05	27.62	26.33	26.88	26.91	28.19	27.93	28.13	228.04	

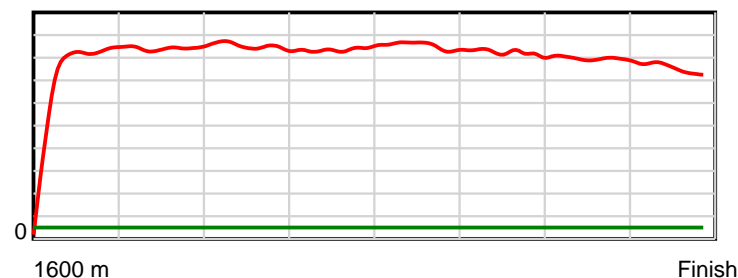
10 m Stride length



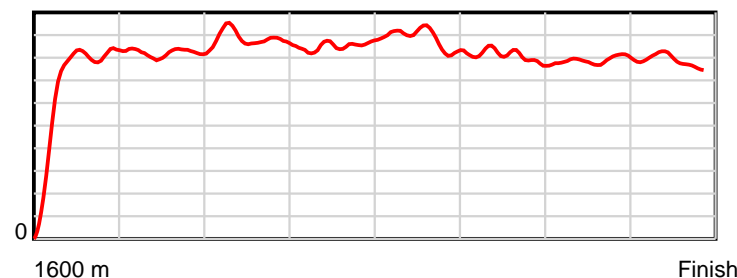
0.6 s Stride duration



20 m/sec Speed



100 % Stride efficiency



Note: Horizontal distance axis grid lines are 200m furlongs.

Disclaimer.

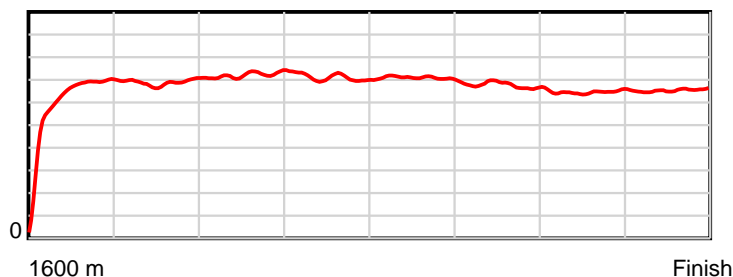
Tasracing Pty Ltd and Thoroughbred Ratings Pty Ltd accepts no responsibility for the completeness or accuracy of any of the information contained herein, and makes no representations about its suitability for any particular purpose. Users should make their own judgements about those matters and/or seek independent advice. You assume all risks associated with use of the data provided on this page.

Race Results

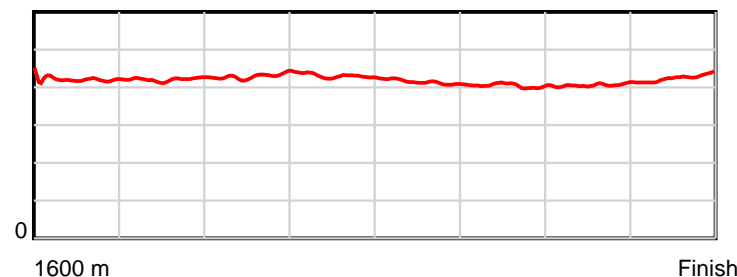
February 09, 2014, Race 10, BM68, Distance 1600m, Elwick Course Proper - Offset 3m

Result	TAB no.	Horse (Barrier)	1600 to	1400m to	1200m to	1000m to	800m to	600m to	400m to	200m to	Total or	Margin
10th	13	Way to Go Tele... (3)	1400m	1200m	1000m	800m	600m	400m	200m	WP	Average	
		Position in running (margin)	-	4(0.4)	7(3.0)	5(2.4)	6(4.5)	7(4.0)	7(4.2)	9(5.3)		10.20
		Sectional time (s)	16.57	12.36	11.59	12.12	11.73	12.08	12.44	13.01		
		Cumulative time (s)	101.89	85.32	72.97	61.38	49.26	37.53	25.45	13.01	1:41.89	
		Speed (m/s)	12.07	16.18	17.26	16.50	17.05	16.56	16.08	15.37	15.70	
		Stride length (m)	5.24	6.82	7.42	7.09	7.04	6.69	6.52	6.57	6.61	
		Stride duration (s)	0.415	0.421	0.430	0.430	0.413	0.404	0.406	0.427	0.421	
		Stride efficiency (%)	42.95	72.68	86.14	78.58	77.49	69.96	66.42	67.38	68.28	
		Stride count	38.15	29.33	26.94	28.20	28.40	29.89	30.68	30.46	242.05	

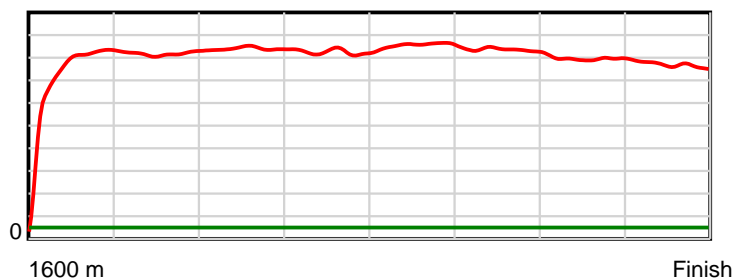
10 m Stride length



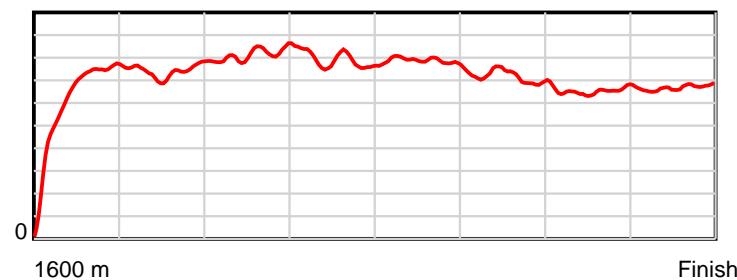
0.6 s Stride duration



20 m/sec Speed



100 % Stride efficiency



Note: Horizontal distance axis grid lines are 200m furlongs.

Disclaimer.

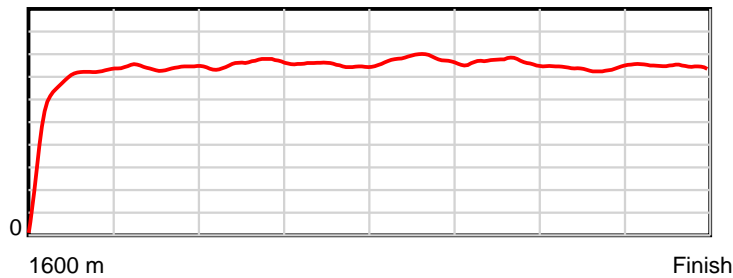
Tasracing Pty Ltd and Thoroughbred Ratings Pty Ltd accepts no responsibility for the completeness or accuracy of any of the information contained herein, and makes no representations about its suitability for any particular purpose. Users should make their own judgements about those matters and/or seek independent advice. You assume all risks associated with use of the data provided on this page.

Race Results

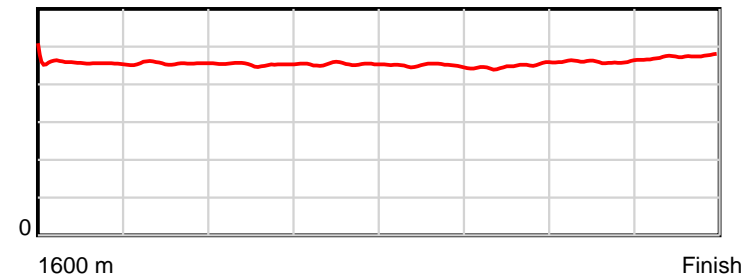
February 09, 2014, Race 10, BM68, Distance 1600m, Elwick Course Proper - Offset 3m

Result	TAB no.	Horse (Barrier)	1600 to	1400m to	1200m to	1000m to	800m to	600m to	400m to	200m to	Total or	Margin
11th	8	Derailleur (8)	1400m	1200m	1000m	800m	600m	400m	200m	WP	Average	
		Position in running (margin)	-	9(4.0)	9(6.2)	9(7.3)	9(8.6)	9(7.6)	10(7.0)	10(7.7)		10.30
		Sectional time (s)	17.19	12.29	11.88	11.97	11.66	11.94	12.38	12.61		
		Cumulative time (s)	101.91	84.72	72.43	60.56	48.59	36.93	24.99	12.61	1:41.91	
		Speed (m/s)	11.64	16.27	16.84	16.71	17.15	16.75	16.16	15.86	15.70	
		Stride length (m)	5.67	7.42	7.62	7.58	7.71	7.53	7.44	7.52	7.25	
		Stride duration (s)	0.463	0.456	0.453	0.454	0.449	0.449	0.460	0.475	0.461	
		Stride efficiency (%)	50.27	85.93	90.77	89.83	92.79	88.53	86.42	88.47	82.03	
		Stride count	35.26	26.97	26.24	26.38	25.95	26.57	26.89	26.58	220.84	

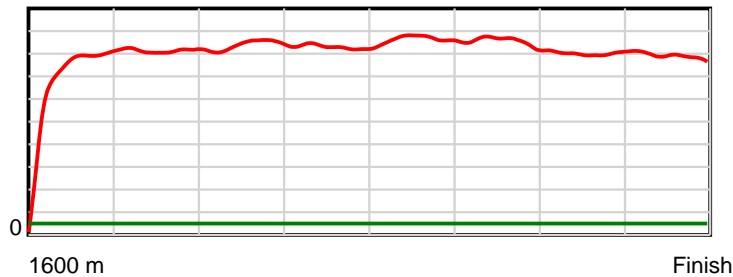
10 m Stride length



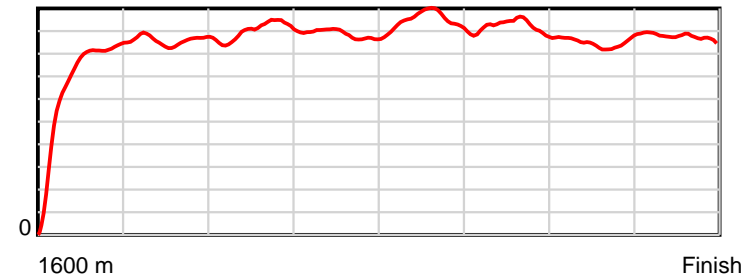
0.6 s Stride duration



20 m/sec Speed



100 % Stride efficiency



Note: Horizontal distance axis grid lines are 200m furlongs.

Disclaimer.

Tasracing Pty Ltd and Thoroughbred Ratings Pty Ltd accepts no responsibility for the completeness or accuracy of any of the information contained herein, and makes no representations about its suitability for any particular purpose. Users should make their own judgements about those matters and/or seek independent advice. You assume all risks associated with use of the data provided on this page.