



## Race Results

Tasmanian Racing Club, Hobart, February 09, 2014

Compilation date: February 17, 2014, 2:41:14 PM (EST)

Copyright © 2014 Tasracing Pty Ltd. All rights reserved.

### Trademarks.

StrideMASTER is a registered trademark of Thoroughbred Ratings Pty Ltd.

### Disclaimer.

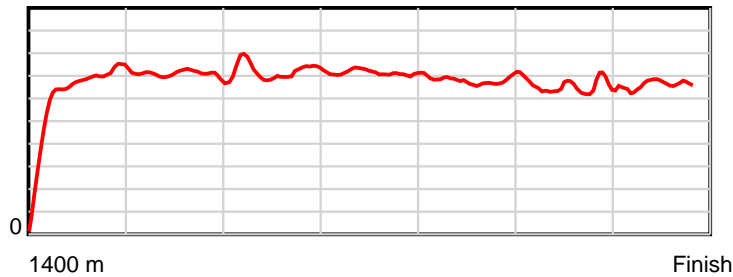
Tasracing Pty Ltd and Thoroughbred Ratings Pty Ltd accepts no responsibility for the completeness or accuracy of any of the information contained herein, and makes no representations about its suitability for any particular purpose. Users should make their own judgements about those matters and/or seek independent advice. You assume all risks associated with use of the data provided on this page.

# Race Results

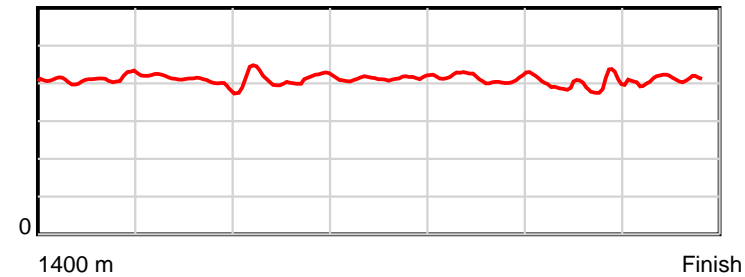
February 09, 2014, Race 2, MDN-SW, Distance 1400m, Elwick Course Proper - Offset 3m

Result	TAB no.	Horse (Barrier)	1400 to	1200m to	1000m to	800m to	600m to	400m to	200m to	Total or	Margin
1st	7	Si Siempre (1)	1200m	1000m	800m	600m	400m	200m	WP	Average	
		Position in running (margin)	-	10(0.0)	9(0.0)	9(0.0)	8(0.0)	7(0.0)	4(0.0)		0.00
		Sectional time (s)	16.80	10.78	11.24	11.62	12.58	12.06	12.21		
		Cumulative time (s)	87.30	70.50	59.72	48.48	36.86	24.28	12.21	1:27.29	
		Speed (m/s)	11.90	18.55	17.79	17.21	15.90	16.58	16.38	16.04	
		Stride length (m)	5.21	7.66	7.03	7.09	6.55	6.42	6.57	6.56	
		Stride duration (s)	0.425	0.413	0.395	0.412	0.412	0.387	0.401	0.409	
		Stride efficiency (%)	42.35	91.66	77.32	78.65	67.03	64.46	67.43	67.33	
		Stride count	38.42	26.11	28.43	28.19	30.54	31.14	30.45	213.28	

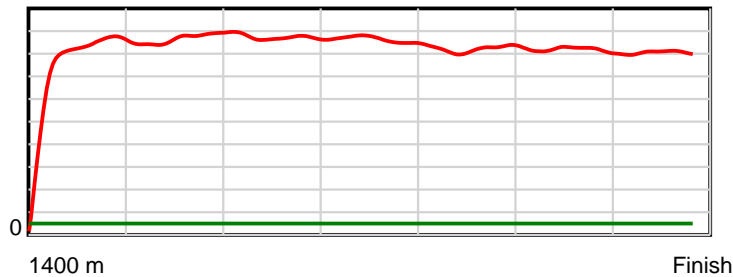
10 m Stride length



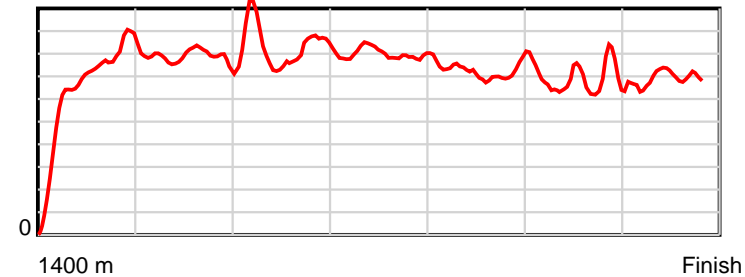
0.6 s Stride duration



20 m/sec Speed



100 % Stride efficiency



Note: Horizontal distance axis grid lines are 200m furlongs.

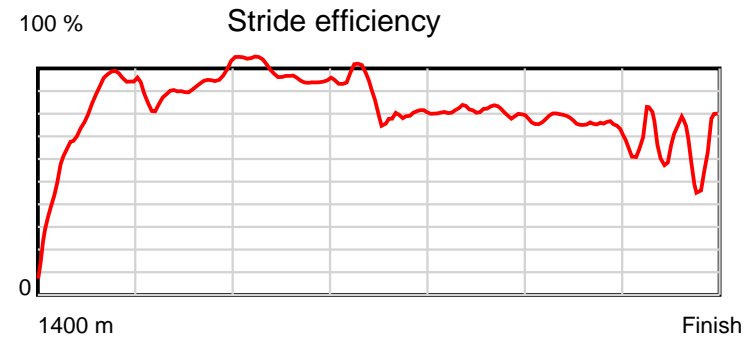
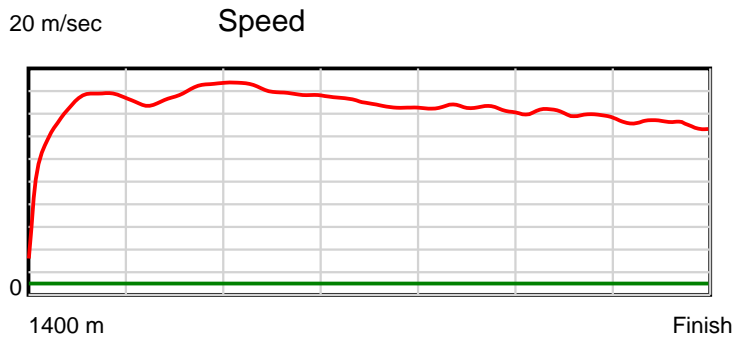
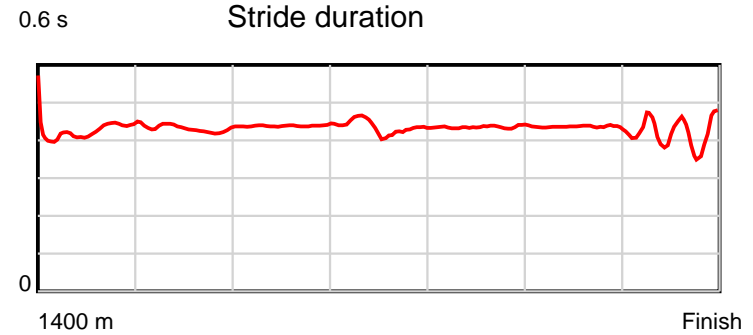
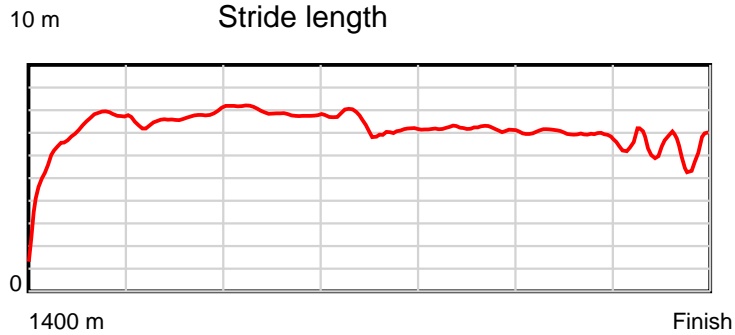
**Disclaimer.**

Tasracing Pty Ltd and Thoroughbred Ratings Pty Ltd accepts no responsibility for the completeness or accuracy of any of the information contained herein, and makes no representations about its suitability for any particular purpose. Users should make their own judgements about those matters and/or seek independent advice. You assume all risks associated with use of the data provided on this page.

# Race Results

February 09, 2014, Race 2, MDN-SW, Distance 1400m, Elwick Course Proper - Offset 3m

Result	TAB no.	Horse (Barrier)	1400 to	1200m to	1000m to	800m to	600m to	400m to	200m to	Total or	Margin
2nd	2	<b>Porus (7)</b>	<b>1200m</b>	<b>1000m</b>	<b>800m</b>	<b>600m</b>	<b>400m</b>	<b>200m</b>	<b>WP</b>	<b>Average</b>	
		Position in running (margin)	-	4(0.0)	2(0.0)	2(0.0)	2(0.0)	2(0.0)	2(0.0)		3.50
		Sectional time (s)	15.85	10.83	11.00	12.10	12.38	12.57	13.23		
		Cumulative time (s)	87.96	72.11	61.28	50.28	38.18	25.80	13.23	1:27.95	
		Speed (m/s)	12.62	18.47	18.18	16.53	16.16	15.91	15.12	15.92	
		Stride length (m)	5.82	7.94	7.99	7.02	7.01	6.91	6.14	6.89	
		Stride duration (s)	0.445	0.430	0.439	0.425	0.434	0.434	0.406	0.433	
		Stride efficiency (%)	53.02	98.40	99.64	76.96	76.86	74.69	58.99	74.26	
		Stride count	34.34	25.20	25.05	28.50	28.52	28.93	32.55	203.09	



Note: Horizontal distance axis grid lines are 200m furlongs.

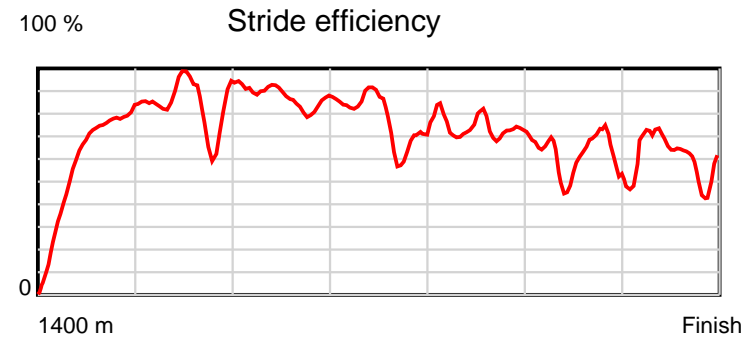
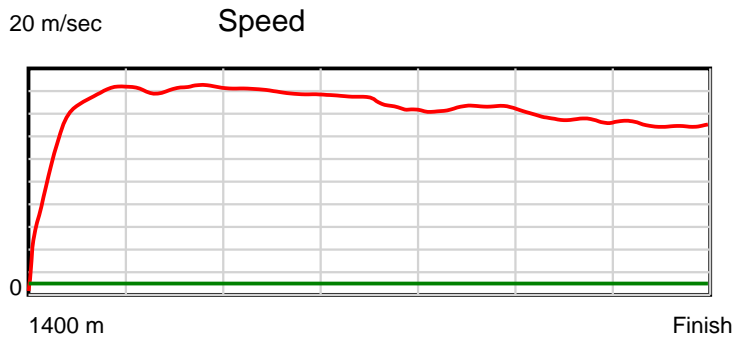
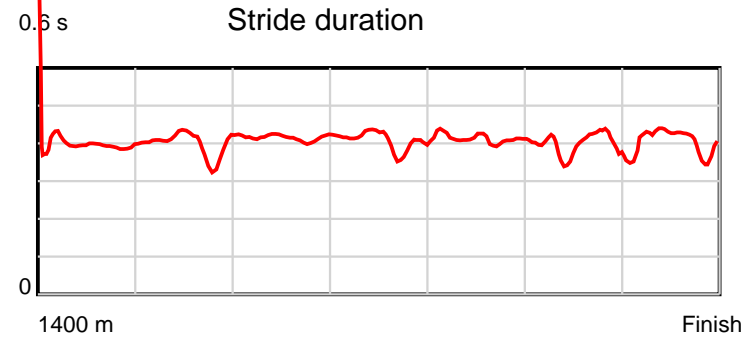
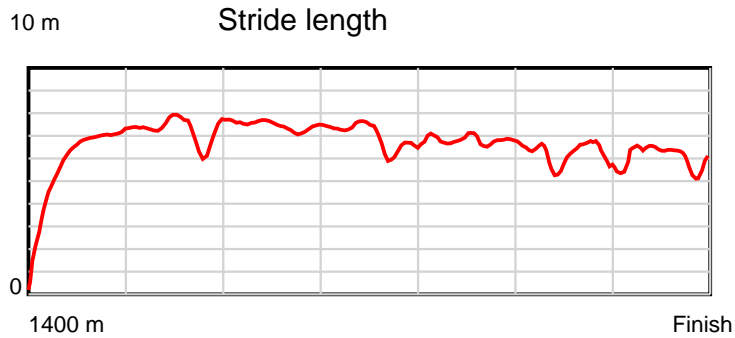
**Disclaimer.**

Tasracing Pty Ltd and Thoroughbred Ratings Pty Ltd accepts no responsibility for the completeness or accuracy of any of the information contained herein, and makes no representations about its suitability for any particular purpose. Users should make their own judgements about those matters and/or seek independent advice. You assume all risks associated with use of the data provided on this page.

# Race Results

February 09, 2014, Race 2, MDN-SW, Distance 1400m, Elwick Course Proper - Offset 3m

Result	TAB no.	Horse (Barrier)	1400 to	1200m to	1000m to	800m to	600m to	400m to	200m to	Total or	Margin
3rd	5	<b>Geegee's Clang (8)</b>	<b>1200m</b>	<b>1000m</b>	<b>800m</b>	<b>600m</b>	<b>400m</b>	<b>200m</b>	<b>WP</b>	<b>Average</b>	
		Position in running (margin)	-	7(0.0)	3(0.0)	3(0.0)	3(0.0)	4(0.0)	6(0.0)		4.30
		Sectional time (s)	15.57	10.72	11.08	12.14	12.73	12.80	13.07		
		Cumulative time (s)	88.11	72.54	61.82	50.74	38.60	25.87	13.07	1:28.11	
		Speed (m/s)	12.84	18.66	18.05	16.47	15.71	15.62	15.30	15.89	
		Stride length (m)	5.30	7.37	7.45	6.39	6.39	5.91	5.94	6.31	
		Stride duration (s)	0.408	0.395	0.413	0.388	0.406	0.378	0.388	0.397	
		Stride efficiency (%)	43.84	84.77	86.82	63.81	63.72	54.62	55.12	62.22	
		Stride count	37.76	27.15	26.83	31.30	31.32	33.83	33.68	221.87	



Note: Horizontal distance axis grid lines are 200m furlongs.

**Disclaimer.**

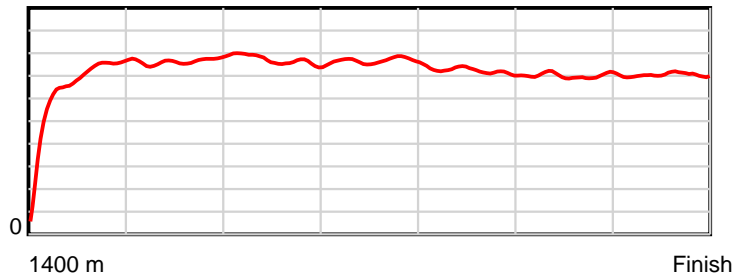
Tasracing Pty Ltd and Thoroughbred Ratings Pty Ltd accepts no responsibility for the completeness or accuracy of any of the information contained herein, and makes no representations about its suitability for any particular purpose. Users should make their own judgements about those matters and/or seek independent advice. You assume all risks associated with use of the data provided on this page.

# Race Results

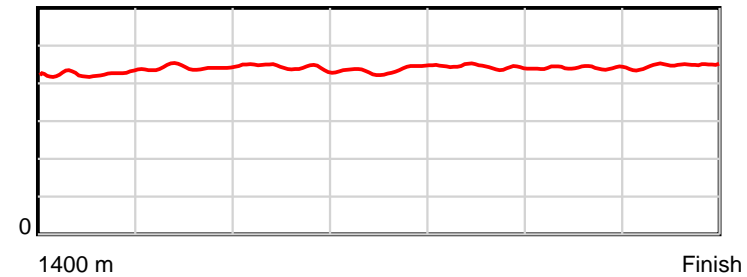
February 09, 2014, Race 2, MDN-SW, Distance 1400m, Elwick Course Proper - Offset 3m

Result	TAB no.	Horse (Barrier)	1400 to	1200m to	1000m to	800m to	600m to	400m to	200m to	Total or	Margin
4th	12	<b>Digger's Dame (6)</b>	<b>1200m</b>	<b>1000m</b>	<b>800m</b>	<b>600m</b>	<b>400m</b>	<b>200m</b>	<b>WP</b>	<b>Average</b>	
		Position in running (margin)	-	5(0.0)	8(0.0)	8(0.0)	7(0.0)	6(0.0)	5(0.0)		5.10
		Sectional time (s)	16.03	11.42	11.42	11.61	12.48	12.57	12.73		
		Cumulative time (s)	88.26	72.23	60.81	49.39	37.78	25.31	12.73	1:28.26	
		Speed (m/s)	12.47	17.51	17.51	17.23	16.03	15.91	15.71	15.86	
		Stride length (m)	5.39	7.74	7.75	7.52	7.10	7.01	7.04	6.98	
		Stride duration (s)	0.420	0.442	0.442	0.437	0.443	0.441	0.448	0.440	
		Stride efficiency (%)	45.37	93.54	93.74	88.44	78.68	76.80	77.37	76.17	
		Stride count	37.12	25.85	25.82	26.59	28.19	28.53	28.42	200.52	

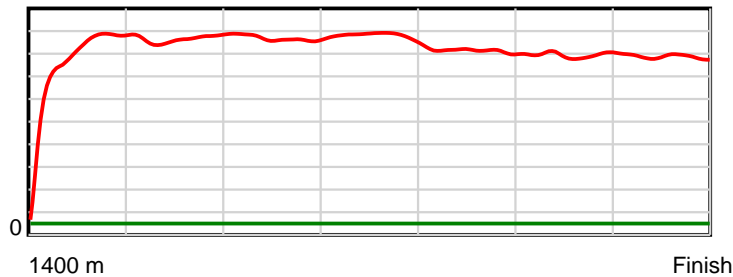
10 m Stride length



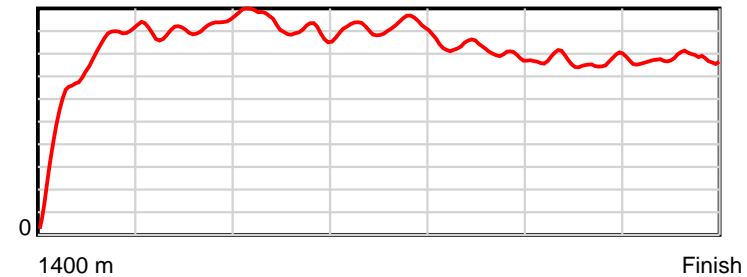
0.6 s Stride duration



20 m/sec Speed



100 % Stride efficiency



Note: Horizontal distance axis grid lines are 200m furlongs.

## Disclaimer.

Tasracing Pty Ltd and Thoroughbred Ratings Pty Ltd accepts no responsibility for the completeness or accuracy of any of the information contained herein, and makes no representations about its suitability for any particular purpose. Users should make their own judgements about those matters and/or seek independent advice. You assume all risks associated with use of the data provided on this page.

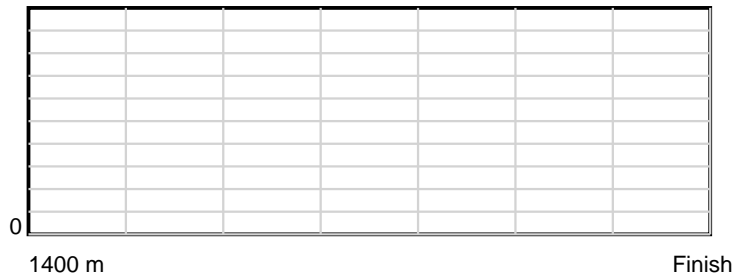


# Race Results


February 09, 2014, Race 2, MDN-SW, Distance 1400m, Elwick Course Proper - Offset 3m

Result	TAB no.	Horse (Barrier)	1400 to	1200m to	1000m to	800m to	600m to	400m to	200m to	Total or	Margin
6th	1	<b>Koutoufides (11)</b>									
		Position in running (margin)									
		Sectional time (s)									
		Cumulative time (s)									
		Speed (m/s)									
		Stride length (m)									
		Stride duration (s)									
		Stride efficiency (%)									
		Stride count									

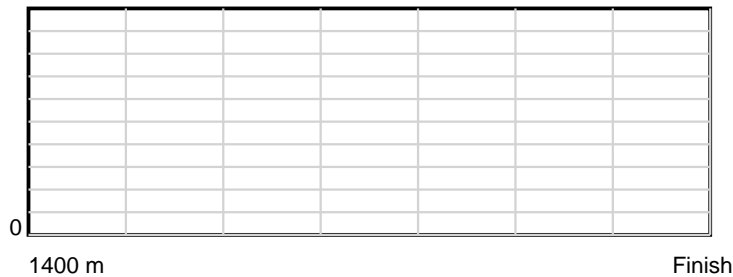
10 m Stride length



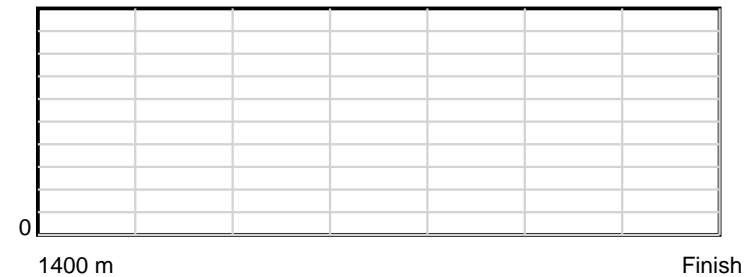
0.6 s Stride duration



20 m/sec Speed



100 % Stride efficiency



Note: Horizontal distance axis grid lines are 200m furlongs.

**Disclaimer.**

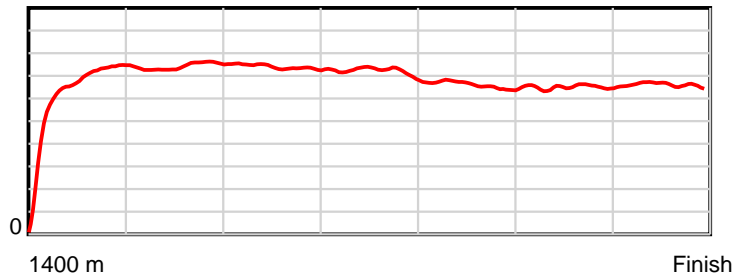
Tasracing Pty Ltd and Thoroughbred Ratings Pty Ltd accepts no responsibility for the completeness or accuracy of any of the information contained herein, and makes no representations about its suitability for any particular purpose. Users should make their own judgements about those matters and/or seek independent advice. You assume all risks associated with use of the data provided on this page.

# Race Results

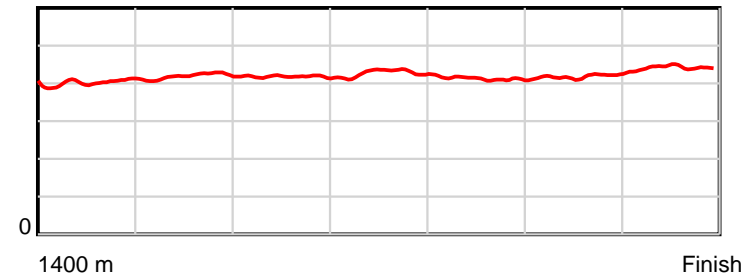
February 09, 2014, Race 2, MDN-SW, Distance 1400m, Elwick Course Proper - Offset 3m

Result	TAB no.	Horse (Barrier)	1400 to	1200m to	1000m to	800m to	600m to	400m to	200m to	Total or	Margin
7th	16	<b>Khaki Warrior (4)</b>	<b>1200m</b>	<b>1000m</b>	<b>800m</b>	<b>600m</b>	<b>400m</b>	<b>200m</b>	<b>WP</b>	<b>Average</b>	
		Position in running (margin)	-	3(0.0)	4(0.0)	4(0.0)	4(0.0)	3(0.0)	3(0.0)		6.10
		Sectional time (s)	15.70	11.05	11.23	11.94	12.42	12.69	13.42		
		Cumulative time (s)	88.46	72.76	61.71	50.48	38.54	26.12	13.42	1:28.45	
		Speed (m/s)	12.74	18.10	17.81	16.75	16.10	15.76	14.90	15.83	
		Stride length (m)	5.36	7.58	7.44	7.14	6.63	6.58	6.58	6.68	
		Stride duration (s)	0.403	0.419	0.418	0.427	0.412	0.418	0.441	0.422	
		Stride efficiency (%)	44.97	89.84	86.41	79.77	68.74	67.72	67.59	69.79	
		Stride count	37.28	26.38	26.90	27.99	30.15	30.38	30.41	209.49	

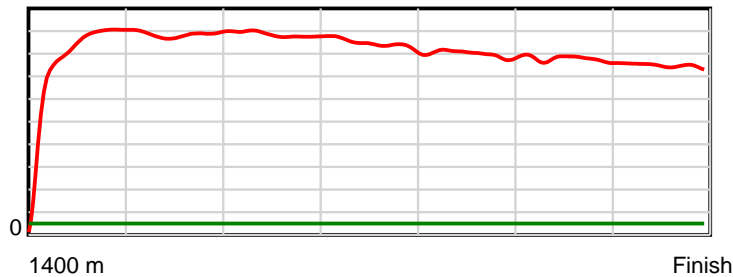
10 m Stride length



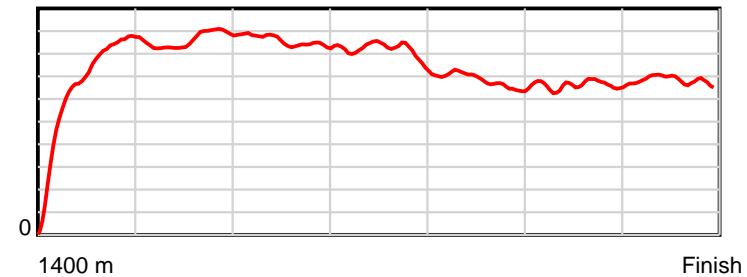
0.6 s Stride duration



20 m/sec Speed



100 % Stride efficiency



Note: Horizontal distance axis grid lines are 200m furlongs.

**Disclaimer.**

Tasracing Pty Ltd and Thoroughbred Ratings Pty Ltd accepts no responsibility for the completeness or accuracy of any of the information contained herein, and makes no representations about its suitability for any particular purpose. Users should make their own judgements about those matters and/or seek independent advice. You assume all risks associated with use of the data provided on this page.



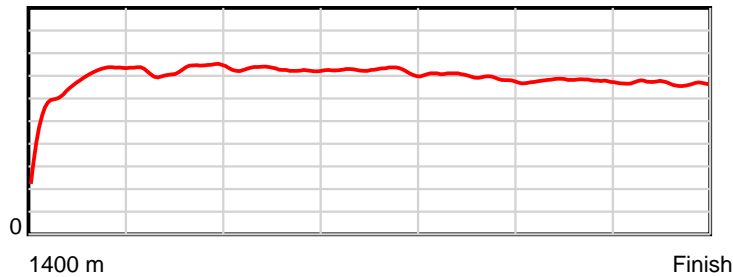


# Race Results

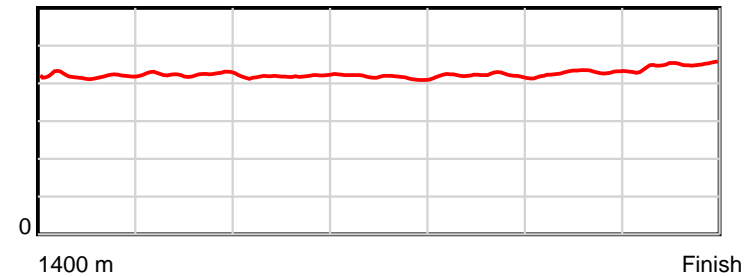
February 09, 2014, Race 2, MDN-SW, Distance 1400m, Elwick Course Proper - Offset 3m

Result	TAB no.	Horse (Barrier)	1400 to	1200m to	1000m to	800m to	600m to	400m to	200m to	Total or	Margin
9th	8	<b>West Cardiff (13)</b>	<b>1200m</b>	<b>1000m</b>	<b>800m</b>	<b>600m</b>	<b>400m</b>	<b>200m</b>	<b>WP</b>	<b>Average</b>	
		Position in running (margin)	-	8(0.0)	10(0.0)	10(0.0)	10(0.0)	9(0.0)	7(0.0)		10.90
		Sectional time (s)	16.53	11.62	11.47	11.61	12.35	12.32	13.49		
		Cumulative time (s)	89.39	72.86	61.24	49.77	38.16	25.81	13.49	1:29.39	
		Speed (m/s)	12.10	17.21	17.44	17.23	16.19	16.23	14.83	15.66	
		Stride length (m)	5.55	7.31	7.30	7.17	6.82	6.96	6.64	6.77	
		Stride duration (s)	0.435	0.425	0.418	0.416	0.421	0.429	0.448	0.432	
		Stride efficiency (%)	48.08	83.53	83.17	80.31	72.72	75.80	68.96	71.57	
		Stride count	36.06	27.35	27.41	27.90	29.32	28.72	30.11	206.87	

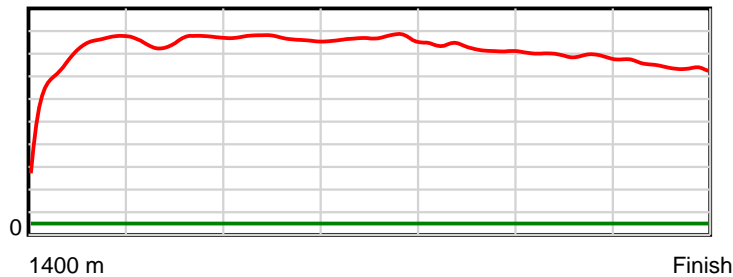
10 m Stride length



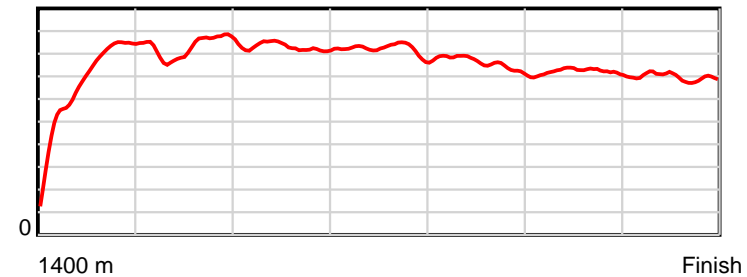
0.6 s Stride duration



20 m/sec Speed



100 % Stride efficiency



Note: Horizontal distance axis grid lines are 200m furlongs.

**Disclaimer.**

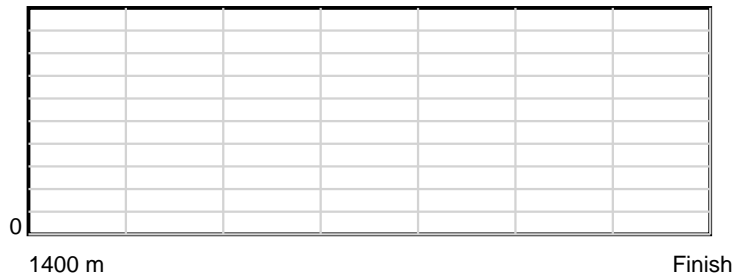
Tasracing Pty Ltd and Thoroughbred Ratings Pty Ltd accepts no responsibility for the completeness or accuracy of any of the information contained herein, and makes no representations about its suitability for any particular purpose. Users should make their own judgements about those matters and/or seek independent advice. You assume all risks associated with use of the data provided on this page.

# Race Results


February 09, 2014, Race 2, MDN-SW, Distance 1400m, Elwick Course Proper - Offset 3m

Result	TAB no.	Horse (Barrier)	1400 to	1200m to	1000m to	800m to	600m to	400m to	200m to	Total or	Margin
10th	11	<b>Sheza Fatty Bo... (14)</b>									
		Position in running (margin)									
		Sectional time (s)									
		Cumulative time (s)									
		Speed (m/s)									
		Stride length (m)									
		Stride duration (s)									
		Stride efficiency (%)									
		Stride count									

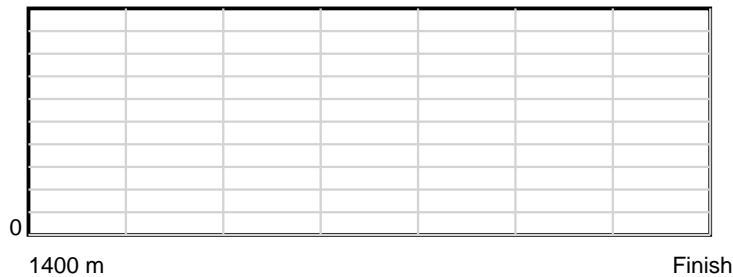
10 m Stride length



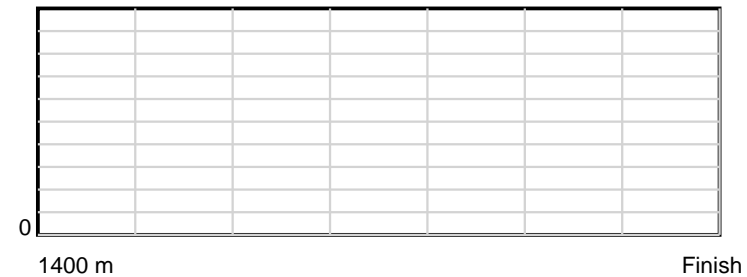
0.6 s Stride duration



20 m/sec Speed



100 % Stride efficiency



Note: Horizontal distance axis grid lines are 200m furlongs.

**Disclaimer.**

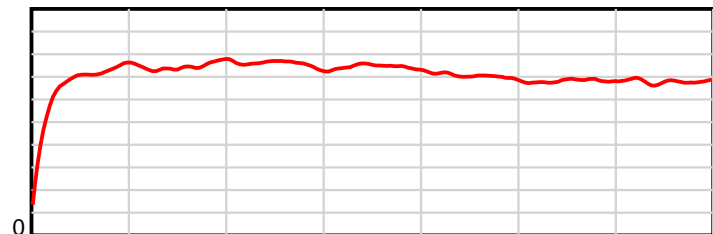
Tasracing Pty Ltd and Thoroughbred Ratings Pty Ltd accepts no responsibility for the completeness or accuracy of any of the information contained herein, and makes no representations about its suitability for any particular purpose. Users should make their own judgements about those matters and/or seek independent advice. You assume all risks associated with use of the data provided on this page.

# Race Results

February 09, 2014, Race 2, MDN-SW, Distance 1400m, Elwick Course Proper - Offset 3m

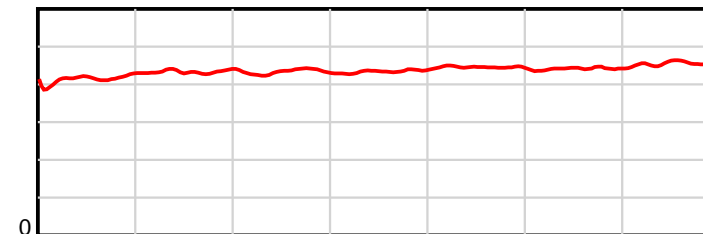
Result	TAB no.	Horse (Barrier)	1400 to	1200m to	1000m to	800m to	600m to	400m to	200m to	Total or	Margin
11th	6	Mr Toucan (3)	1200m	1000m	800m	600m	400m	200m	WP	Average	
		Position in running (margin)	-	2(0.0)	5(0.0)	6(0.0)	6(0.0)	8(0.0)	8(0.0)		13.00
		Sectional time (s)	16.06	11.51	11.41	11.88	12.83	12.54	13.58		
		Cumulative time (s)	89.80	73.74	62.24	50.83	38.95	26.12	13.58	1:29.79	
		Speed (m/s)	12.45	17.38	17.53	16.84	15.59	15.95	14.73	15.59	
		Stride length (m)	5.58	7.55	7.58	7.32	6.93	7.04	6.72	6.89	
		Stride duration (s)	0.418	0.434	0.432	0.435	0.444	0.441	0.456	0.442	
		Stride efficiency (%)	48.60	88.98	89.82	83.84	75.03	77.43	70.63	74.27	
		Stride count	35.86	26.50	26.38	27.31	28.86	28.41	29.75	203.07	

10 m Stride length



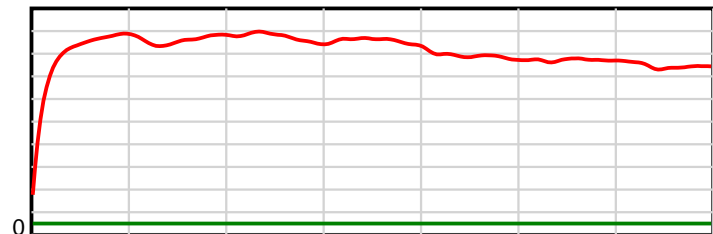
1400 m Finish

0.6 s Stride duration



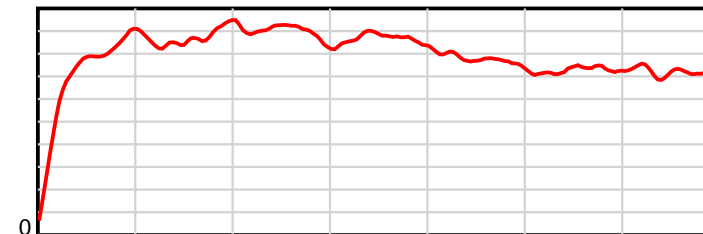
1400 m Finish

20 m/sec Speed



1400 m Finish

100 % Stride efficiency



1400 m Finish

Note: Horizontal distance axis grid lines are 200m furlongs.

## Disclaimer.

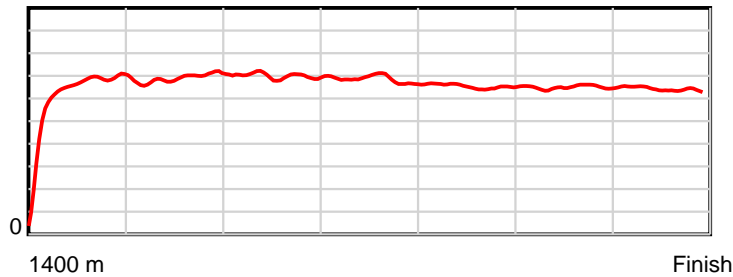
Tasracing Pty Ltd and Thoroughbred Ratings Pty Ltd accepts no responsibility for the completeness or accuracy of any of the information contained herein, and makes no representations about its suitability for any particular purpose. Users should make their own judgements about those matters and/or seek independent advice. You assume all risks associated with use of the data provided on this page.

# Race Results

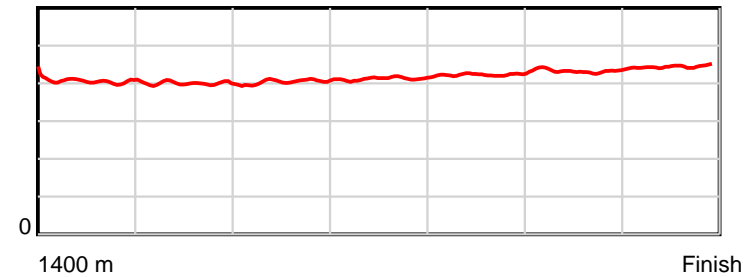
February 09, 2014, Race 2, MDN-SW, Distance 1400m, Elwick Course Proper - Offset 3m

Result	TAB no.	Horse (Barrier)	1400 to	1200m to	1000m to	800m to	600m to	400m to	200m to	Total or	Margin
12th	13	<b>Last Toast (2)</b>	<b>1200m</b>	<b>1000m</b>	<b>800m</b>	<b>600m</b>	<b>400m</b>	<b>200m</b>	<b>WP</b>	<b>Average</b>	
		Position in running (margin)	-	6(0.0)	7(0.0)	7(0.0)	9(0.0)	10(0.0)	9(0.0)		19.80
		Sectional time (s)	16.79	11.23	11.50	11.99	12.81	13.09	13.77		
		Cumulative time (s)	91.17	74.38	63.15	51.65	39.66	26.85	13.77	1:31.17	
		Speed (m/s)	11.91	17.81	17.39	16.68	15.61	15.28	14.52	15.36	
		Stride length (m)	5.22	7.12	7.02	6.86	6.60	6.62	6.46	6.50	
		Stride duration (s)	0.407	0.400	0.403	0.412	0.423	0.433	0.445	0.423	
		Stride efficiency (%)	42.66	79.31	76.98	73.61	68.15	68.43	65.30	65.99	
		Stride count	38.28	28.07	28.50	29.14	30.29	30.22	30.94	215.44	

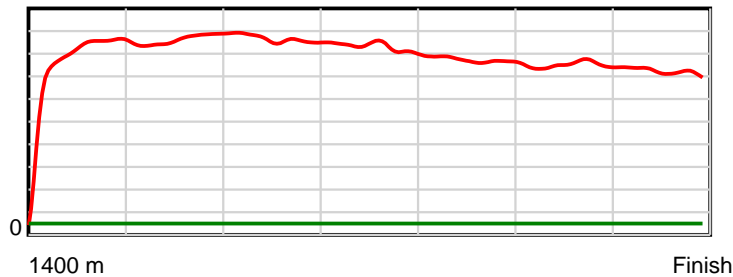
10 m Stride length



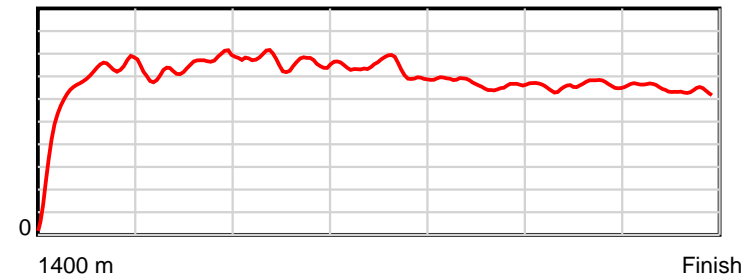
0.6 s Stride duration



20 m/sec Speed



100 % Stride efficiency



Note: Horizontal distance axis grid lines are 200m furlongs.

**Disclaimer.**

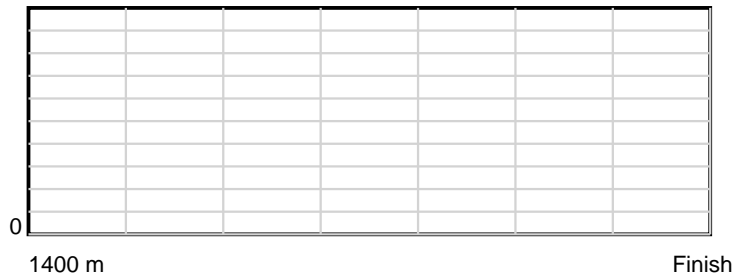
Tasracing Pty Ltd and Thoroughbred Ratings Pty Ltd accepts no responsibility for the completeness or accuracy of any of the information contained herein, and makes no representations about its suitability for any particular purpose. Users should make their own judgements about those matters and/or seek independent advice. You assume all risks associated with use of the data provided on this page.

# Race Results


February 09, 2014, Race 2, MDN-SW, Distance 1400m, Elwick Course Proper - Offset 3m

Result	TAB no.	Horse (Barrier)	1400 to	1200m to	1000m to	800m to	600m to	400m to	200m to	Total or	Margin
13th	4	Bachelor's Lif... (5)									
		Position in running (margin)									
		Sectional time (s)									
		Cumulative time (s)									
		Speed (m/s)									
		Stride length (m)									
		Stride duration (s)									
		Stride efficiency (%)									
		Stride count									

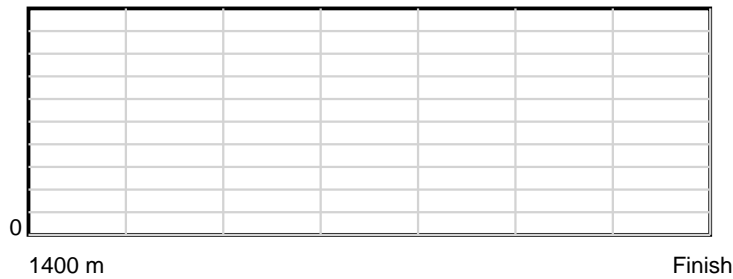
10 m Stride length



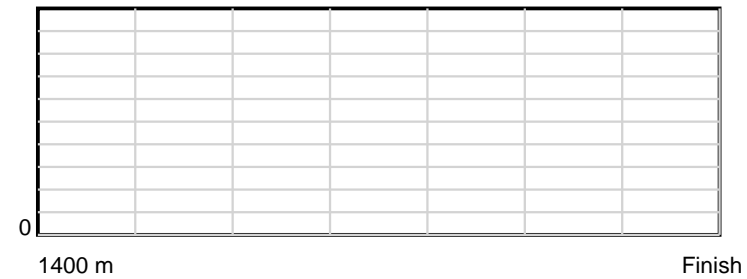
0.6 s Stride duration



20 m/sec Speed



100 % Stride efficiency



Note: Horizontal distance axis grid lines are 200m furlongs.

**Disclaimer.**

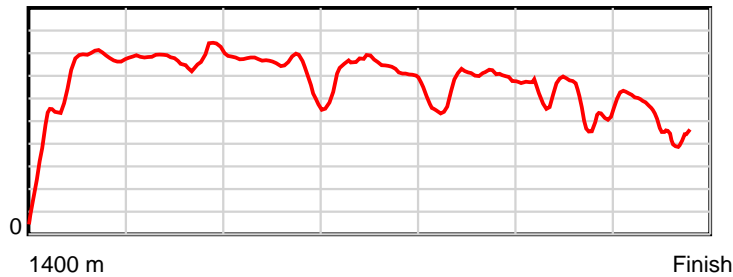
Tasracing Pty Ltd and Thoroughbred Ratings Pty Ltd accepts no responsibility for the completeness or accuracy of any of the information contained herein, and makes no representations about its suitability for any particular purpose. Users should make their own judgements about those matters and/or seek independent advice. You assume all risks associated with use of the data provided on this page.

# Race Results

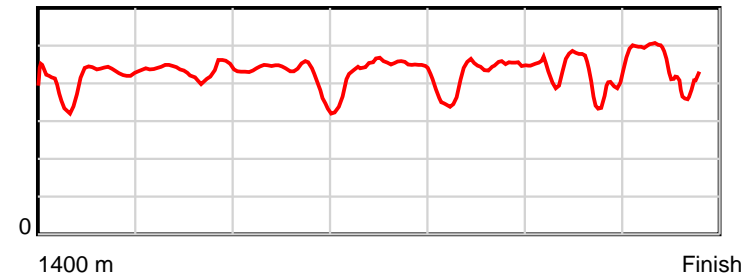
February 09, 2014, Race 2, MDN-SW, Distance 1400m, Elwick Course Proper - Offset 3m

Result	TAB no.	Horse (Barrier)	1400 to	1200m to	1000m to	800m to	600m to	400m to	200m to	Total or	Margin
14th	3	<b>Syndactyly (10)</b>	<b>1200m</b>	<b>1000m</b>	<b>800m</b>	<b>600m</b>	<b>400m</b>	<b>200m</b>	<b>WP</b>	<b>Average</b>	
		Position in running (margin)	-	9(0.0)	6(0.0)	5(0.0)	5(0.0)	5(0.0)	10(0.0)		46.40
		Sectional time (s)	19.54	10.45	11.19	11.95	12.46	13.95	17.40		
		Cumulative time (s)	96.94	77.40	66.95	55.76	43.82	31.35	17.40	1:36.94	
		Speed (m/s)	10.24	19.14	17.87	16.74	16.05	14.34	11.49	14.44	
		Stride length (m)	4.96	8.01	7.76	6.61	6.43	5.91	4.79	6.14	
		Stride duration (s)	0.403	0.418	0.434	0.395	0.400	0.413	0.417	0.425	
		Stride efficiency (%)	38.46	100.17	94.01	68.33	64.54	54.67	35.88	58.92	
		Stride count	40.31	24.98	25.79	30.24	31.12	33.81	41.74	227.99	

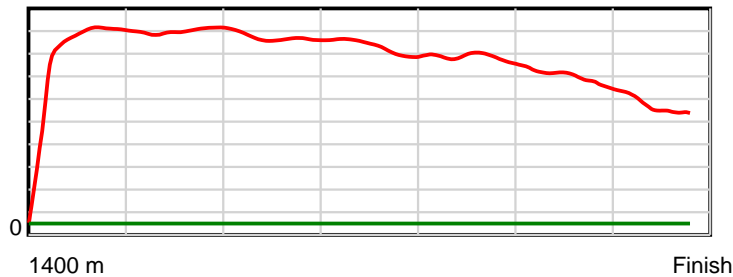
10 m Stride length



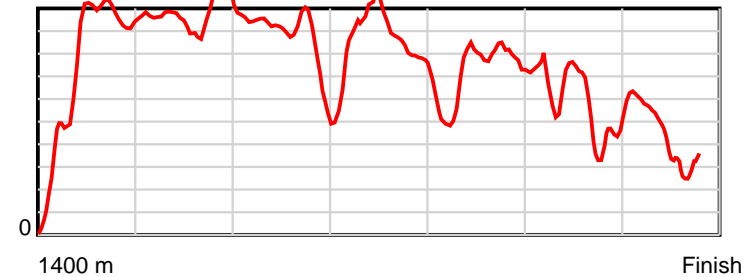
0.6 s Stride duration



20 m/sec Speed



100 % Stride efficiency



Note: Horizontal distance axis grid lines are 200m furlongs.

## Disclaimer.

Tasracing Pty Ltd and Thoroughbred Ratings Pty Ltd accepts no responsibility for the completeness or accuracy of any of the information contained herein, and makes no representations about its suitability for any particular purpose. Users should make their own judgements about those matters and/or seek independent advice. You assume all risks associated with use of the data provided on this page.