



Race Results

Tasmanian Racing Club, Hobart, February 09, 2014

Compilation date: February 17, 2014, 2:44:35 PM (EST)

Copyright © 2014 Tasracing Pty Ltd. All rights reserved.

Trademarks.

StrideMASTER is a registered trademark of Thoroughbred Ratings Pty Ltd.

Disclaimer.

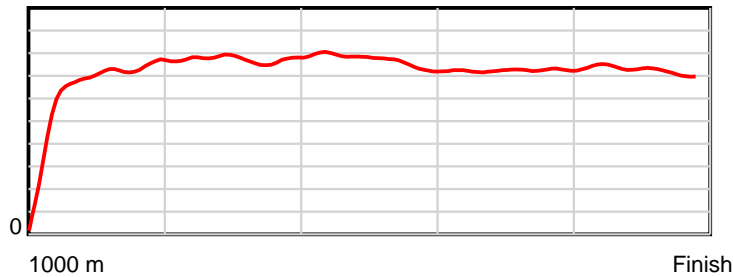
Tasracing Pty Ltd and Thoroughbred Ratings Pty Ltd accepts no responsibility for the completeness or accuracy of any of the information contained herein, and makes no representations about its suitability for any particular purpose. Users should make their own judgements about those matters and/or seek independent advice. You assume all risks associated with use of the data provided on this page.

Race Results

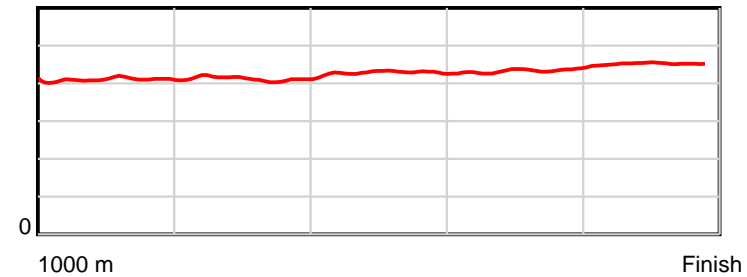
February 09, 2014, Race 5, CL1, Distance 1000m, Elwick Course Proper - Offset 3m

| Result | TAB no. | Horse (Barrier) | 1000 to | 800m to | 600m to | 400m to | 200m to | Total or | Margin |
|--------|---------|------------------------------|-------------|-------------|-------------|-------------|-----------|----------------|--------|
| 1st | 1 | Crafman (7) | 800m | 600m | 400m | 200m | WP | Average | |
| | | Position in running (margin) | - | 4(1.6) | 3(1.7) | 3(1.1) | 1(0.0) | | 0.00 |
| | | Sectional time (s) | 14.92 | 10.37 | 11.35 | 11.92 | 12.29 | | |
| | | Cumulative time (s) | 60.86 | 45.94 | 35.57 | 24.21 | 12.29 | 1:00.85 | |
| | | Speed (m/s) | 13.40 | 19.29 | 17.62 | 16.78 | 16.27 | 16.43 | |
| | | Stride length (m) | 5.58 | 7.93 | 7.53 | 7.25 | 7.35 | 7.02 | |
| | | Stride duration (s) | 0.408 | 0.412 | 0.428 | 0.432 | 0.452 | 0.427 | |
| | | Stride efficiency (%) | 48.67 | 98.38 | 88.64 | 82.11 | 84.51 | 77.07 | |
| | | Stride count | 35.84 | 25.21 | 26.55 | 27.59 | 27.20 | 142.39 | |

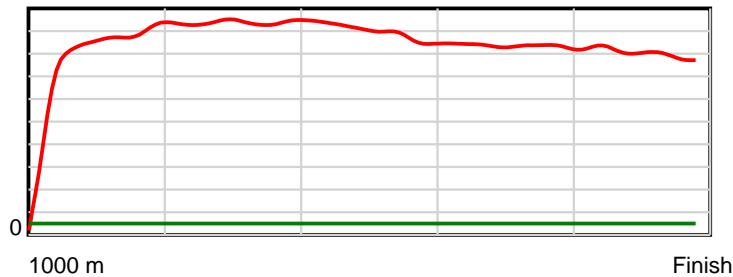
10 m Stride length



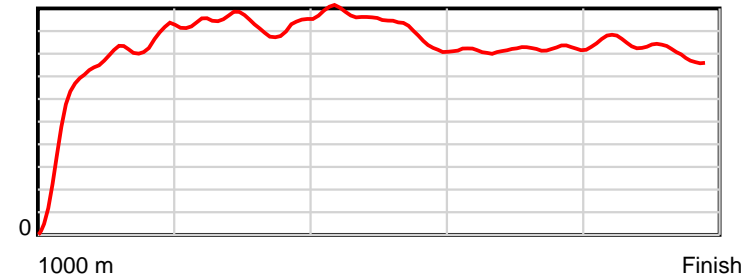
0.6 s Stride duration



20 m/sec Speed



100 % Stride efficiency



Note: Horizontal distance axis grid lines are 200m furlongs.

Disclaimer.

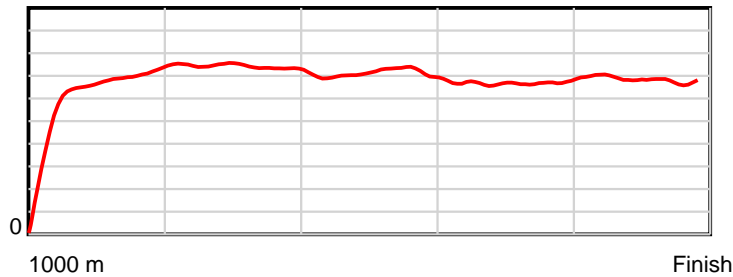
Tasracing Pty Ltd and Thoroughbred Ratings Pty Ltd accepts no responsibility for the completeness or accuracy of any of the information contained herein, and makes no representations about its suitability for any particular purpose. Users should make their own judgements about those matters and/or seek independent advice. You assume all risks associated with use of the data provided on this page.

Race Results

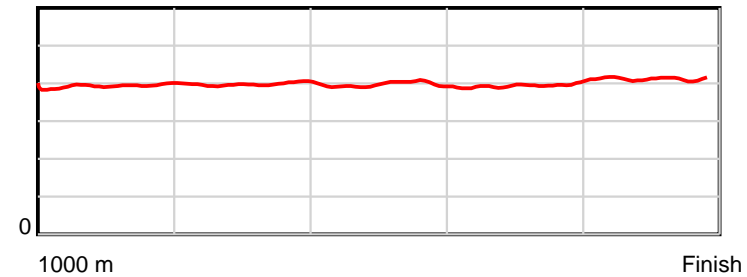
February 09, 2014, Race 5, CL1, Distance 1000m, Elwick Course Proper - Offset 3m

| Result | TAB no. | Horse (Barrier) | 1000 to | 800m to | 600m to | 400m to | 200m to | Total or | Margin |
|--------|---------|------------------------------|-------------|-------------|-------------|-------------|-----------|----------------|--------|
| 2nd | 5 | Stella Etoile (9) | 800m | 600m | 400m | 200m | WP | Average | |
| | | Position in running (margin) | - | 7(4.4) | 8(5.4) | 9(5.0) | 8(2.9) | | 0.40 |
| | | Sectional time (s) | 15.26 | 10.51 | 11.39 | 11.76 | 12.00 | | |
| | | Cumulative time (s) | 60.93 | 45.67 | 35.16 | 23.77 | 12.00 | 1:00.92 | |
| | | Speed (m/s) | 13.10 | 19.03 | 17.56 | 17.01 | 16.67 | 16.41 | |
| | | Stride length (m) | 5.16 | 7.57 | 6.97 | 6.67 | 6.86 | 6.54 | |
| | | Stride duration (s) | 0.391 | 0.398 | 0.397 | 0.392 | 0.412 | 0.398 | |
| | | Stride efficiency (%) | 41.66 | 89.49 | 76.02 | 69.53 | 73.54 | 66.78 | |
| | | Stride count | 38.73 | 26.43 | 28.68 | 29.98 | 29.15 | 152.97 | |

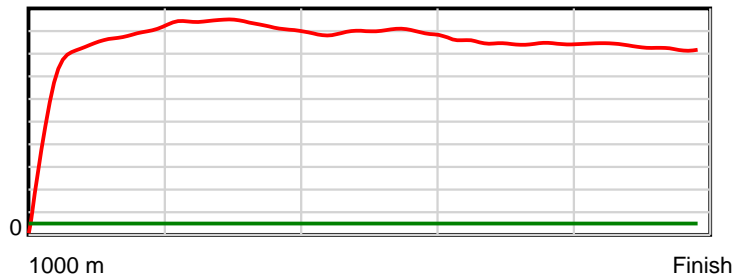
10 m Stride length



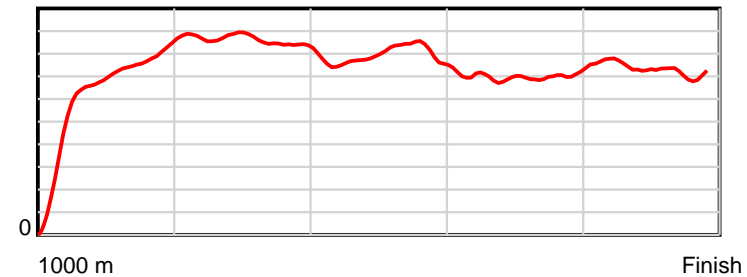
0.6 s Stride duration



20 m/sec Speed



100 % Stride efficiency



Note: Horizontal distance axis grid lines are 200m furlongs.

Disclaimer.

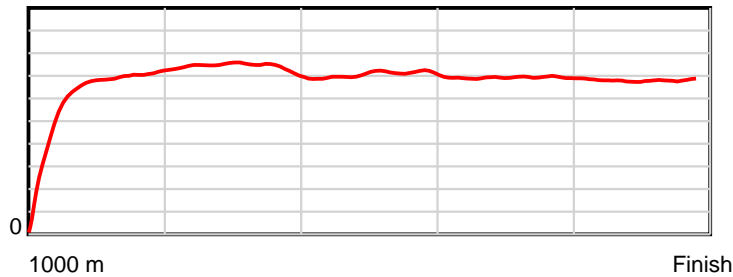
Tasracing Pty Ltd and Thoroughbred Ratings Pty Ltd accepts no responsibility for the completeness or accuracy of any of the information contained herein, and makes no representations about its suitability for any particular purpose. Users should make their own judgements about those matters and/or seek independent advice. You assume all risks associated with use of the data provided on this page.

Race Results

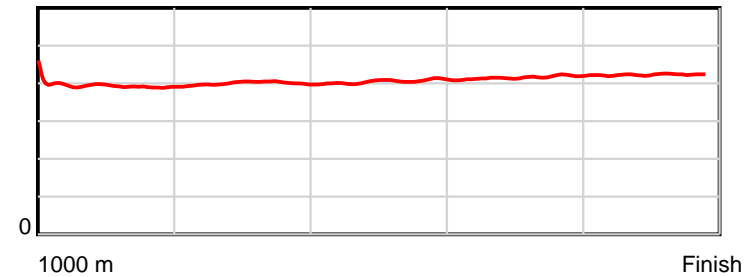
February 09, 2014, Race 5, CL1, Distance 1000m, Elwick Course Proper - Offset 3m

| Result | TAB no. | Horse (Barrier) | 1000 to | 800m to | 600m to | 400m to | 200m to | Total or | Margin |
|--------|---------|------------------------------|-------------|-------------|-------------|-------------|-----------|----------------|--------|
| 3rd | 4 | Seven Mile Kin... (3) | 800m | 600m | 400m | 200m | WP | Average | |
| | | Position in running (margin) | - | 8(4.5) | 7(5.3) | 5(3.4) | 6(2.6) | | 3.40 |
| | | Sectional time (s) | 15.43 | 10.49 | 11.14 | 11.97 | 12.45 | | |
| | | Cumulative time (s) | 61.49 | 46.06 | 35.57 | 24.42 | 12.45 | 1:01.49 | |
| | | Speed (m/s) | 12.96 | 19.07 | 17.95 | 16.71 | 16.06 | 16.26 | |
| | | Stride length (m) | 5.29 | 7.63 | 7.26 | 6.92 | 6.78 | 6.67 | |
| | | Stride duration (s) | 0.399 | 0.400 | 0.405 | 0.414 | 0.422 | 0.410 | |
| | | Stride efficiency (%) | 43.70 | 90.89 | 82.38 | 74.93 | 71.86 | 69.49 | |
| | | Stride count | 37.82 | 26.22 | 27.55 | 28.88 | 29.49 | 149.96 | |

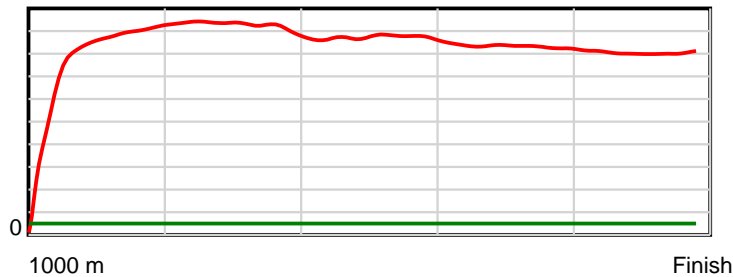
10 m Stride length



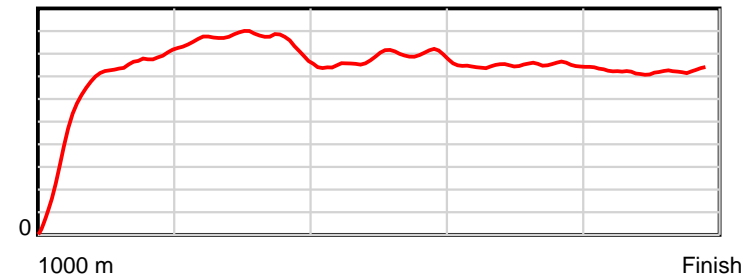
0.6 s Stride duration



20 m/sec Speed



100 % Stride efficiency



Note: Horizontal distance axis grid lines are 200m furlongs.

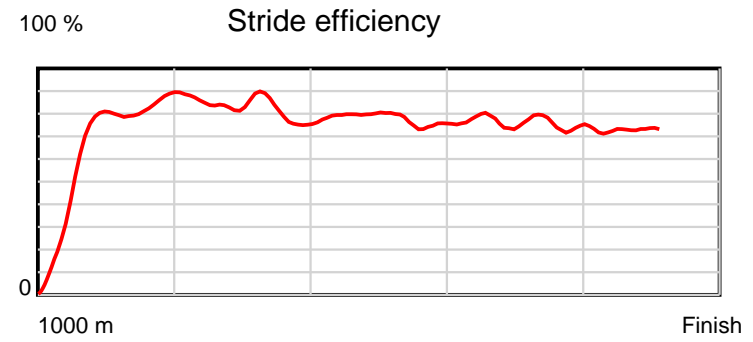
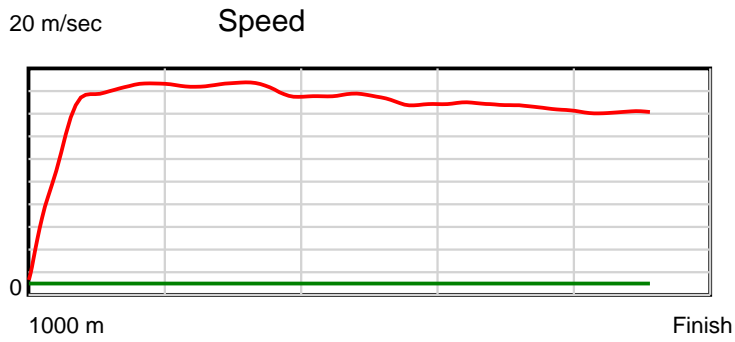
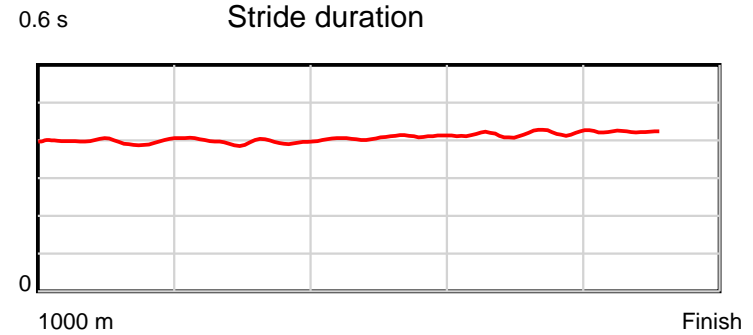
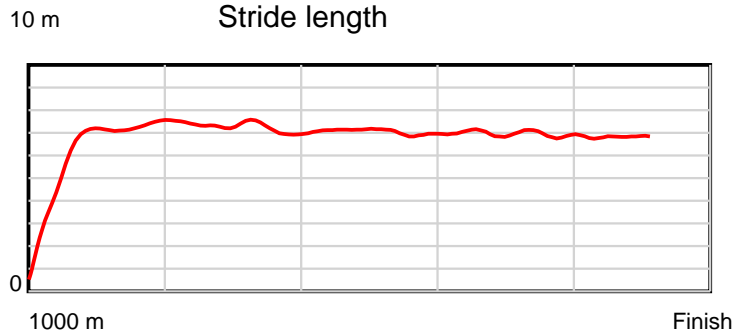
Disclaimer.

Tasracing Pty Ltd and Thoroughbred Ratings Pty Ltd accepts no responsibility for the completeness or accuracy of any of the information contained herein, and makes no representations about its suitability for any particular purpose. Users should make their own judgements about those matters and/or seek independent advice. You assume all risks associated with use of the data provided on this page.

Race Results

February 09, 2014, Race 5, CL1, Distance 1000m, Elwick Course Proper - Offset 3m

| Result | TAB no. | Horse (Barrier) | 1000 to | 800m to | 600m to | 400m to | 200m to | Total or | Margin |
|--------|---------|------------------------------|---------|---------|---------|---------|---------|----------|--------|
| 4th | 2 | Up Cups (2) | 800m | 600m | 400m | 200m | WP | Average | |
| | | Position in running (margin) | - | 9(5.6) | 6(4.3) | 6(3.8) | 4(1.5) | | 3.60 |
| | | Sectional time (s) | 15.85 | 10.14 | 11.37 | 11.73 | 12.44 | | |
| | | Cumulative time (s) | 61.52 | 45.67 | 35.54 | 24.17 | 12.44 | 1:01.52 | |
| | | Speed (m/s) | 12.61 | 19.72 | 17.59 | 17.05 | 16.08 | 16.25 | |
| | | Stride length (m) | 5.68 | 7.85 | 7.05 | 7.03 | 6.78 | 6.80 | |
| | | Stride duration (s) | 0.436 | 0.398 | 0.401 | 0.412 | 0.422 | 0.418 | |
| | | Stride efficiency (%) | 50.33 | 96.20 | 77.74 | 77.18 | 71.87 | 72.28 | |
| | | Stride count | 35.24 | 25.49 | 28.36 | 28.46 | 29.49 | 147.04 | |



Note: Horizontal distance axis grid lines are 200m furlongs.

Disclaimer.

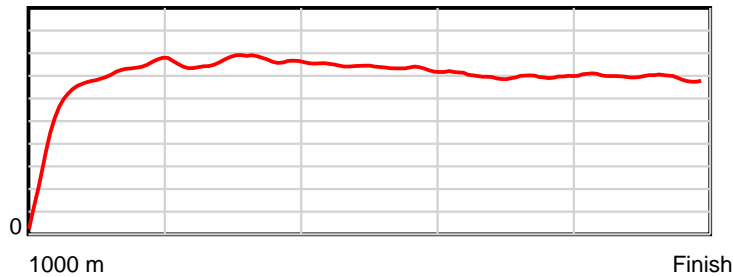
Tasracing Pty Ltd and Thoroughbred Ratings Pty Ltd accepts no responsibility for the completeness or accuracy of any of the information contained herein, and makes no representations about its suitability for any particular purpose. Users should make their own judgements about those matters and/or seek independent advice. You assume all risks associated with use of the data provided on this page.

Race Results

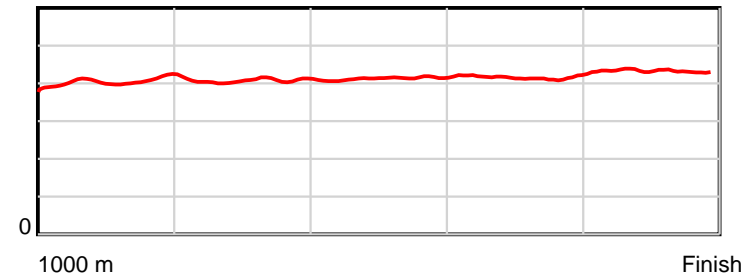
February 09, 2014, Race 5, CL1, Distance 1000m, Elwick Course Proper - Offset 3m

| Result | TAB no. | Horse (Barrier) | 1000 to | 800m to | 600m to | 400m to | 200m to | Total or | Margin |
|--------|---------|------------------------------|-------------|-------------|-------------|-------------|-----------|----------------|--------|
| 5th | 3 | Geegees Drumme... (8) | 800m | 600m | 400m | 200m | WP | Average | |
| | | Position in running (margin) | - | 5(2.7) | 5(4.2) | 7(4.5) | 9(2.9) | | 4.40 |
| | | Sectional time (s) | 15.32 | 10.60 | 11.50 | 11.86 | 12.40 | | |
| | | Cumulative time (s) | 61.67 | 46.35 | 35.75 | 24.25 | 12.40 | 1:01.67 | |
| | | Speed (m/s) | 13.05 | 18.87 | 17.39 | 16.86 | 16.13 | 16.21 | |
| | | Stride length (m) | 5.31 | 7.67 | 7.17 | 6.98 | 6.97 | 6.71 | |
| | | Stride duration (s) | 0.394 | 0.407 | 0.412 | 0.414 | 0.432 | 0.414 | |
| | | Stride efficiency (%) | 44.05 | 92.02 | 80.36 | 76.18 | 75.94 | 70.43 | |
| | | Stride count | 37.67 | 26.06 | 27.89 | 28.64 | 28.69 | 148.95 | |

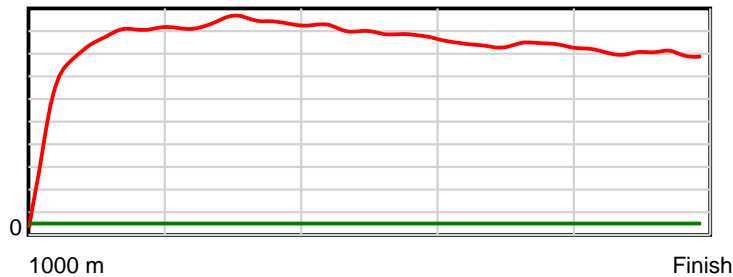
10 m Stride length



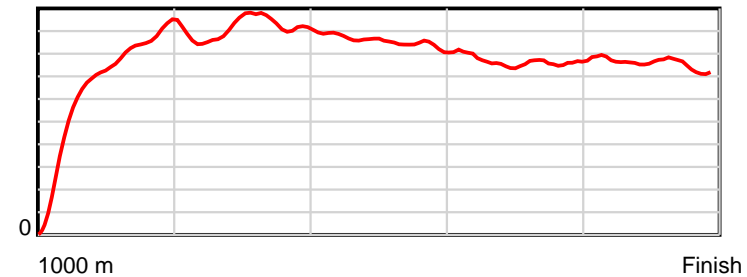
0.6 s Stride duration



20 m/sec Speed



100 % Stride efficiency



Note: Horizontal distance axis grid lines are 200m furlongs.

Disclaimer.

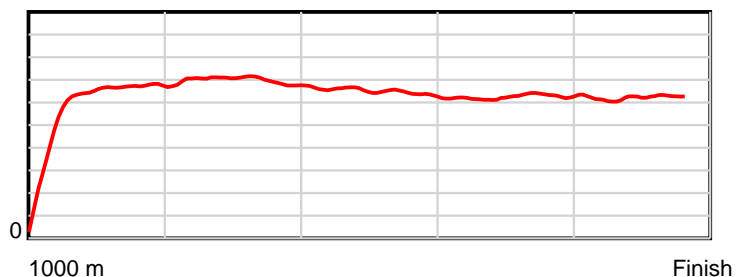
Tasracing Pty Ltd and Thoroughbred Ratings Pty Ltd accepts no responsibility for the completeness or accuracy of any of the information contained herein, and makes no representations about its suitability for any particular purpose. Users should make their own judgements about those matters and/or seek independent advice. You assume all risks associated with use of the data provided on this page.

Race Results

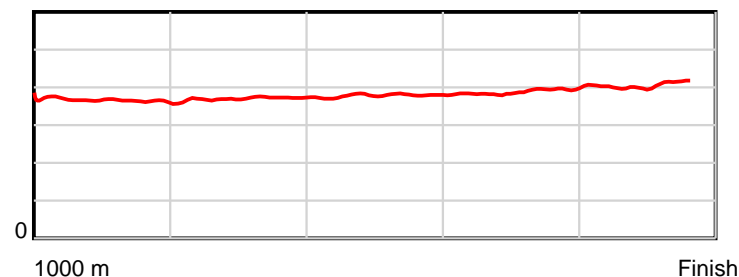
February 09, 2014, Race 5, CL1, Distance 1000m, Elwick Course Proper - Offset 3m

| Result | TAB no. | Horse (Barrier) | 1000 to | 800m to | 600m to | 400m to | 200m to | Total or | Margin |
|--------|---------|------------------------------|---------|---------|---------|---------|---------|----------|--------|
| 6th | 8 | Star of Egypt (1) | 800m | 600m | 400m | 200m | WP | Average | |
| | | Position in running (margin) | - | 2(0.4) | 2(0.0) | 1(0.0) | 2(0.9) | | 6.20 |
| | | Sectional time (s) | 15.07 | 10.29 | 11.46 | 12.25 | 12.94 | | |
| | | Cumulative time (s) | 62.01 | 46.94 | 36.65 | 25.20 | 12.94 | 1:02.00 | |
| | | Speed (m/s) | 13.27 | 19.44 | 17.45 | 16.33 | 15.46 | 16.13 | |
| | | Stride length (m) | 5.27 | 7.15 | 6.59 | 6.30 | 6.23 | 6.24 | |
| | | Stride duration (s) | 0.380 | 0.368 | 0.377 | 0.386 | 0.403 | 0.387 | |
| | | Stride efficiency (%) | 43.38 | 79.85 | 67.80 | 62.02 | 60.68 | 60.93 | |
| | | Stride count | 37.96 | 27.98 | 30.36 | 31.75 | 32.09 | 160.14 | |

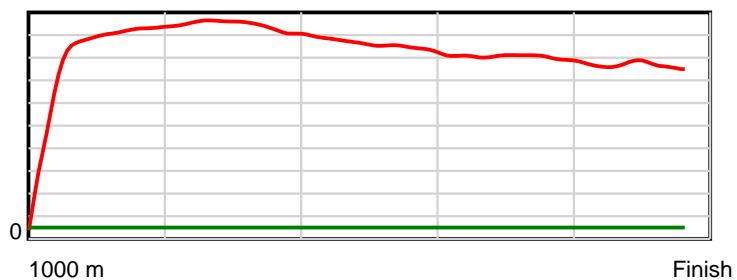
10 m Stride length



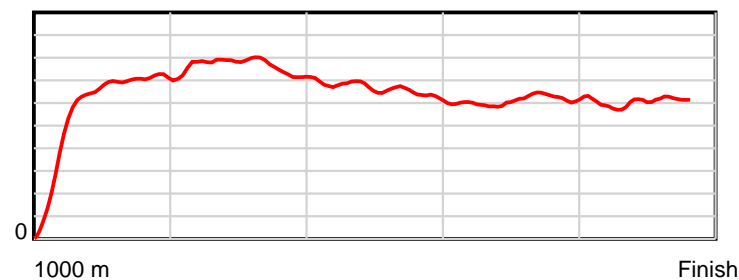
0.6 s Stride duration



20 m/sec Speed



100 % Stride efficiency



Note: Horizontal distance axis grid lines are 200m furlongs.

Disclaimer.

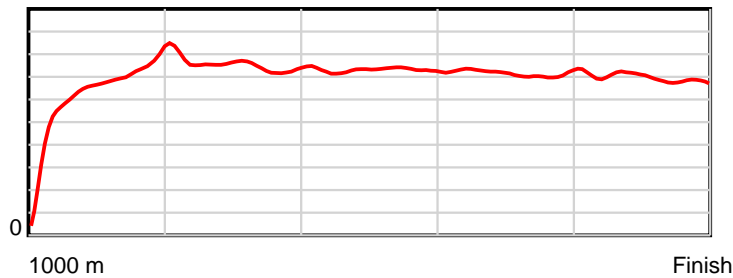
Tasracing Pty Ltd and Thoroughbred Ratings Pty Ltd accepts no responsibility for the completeness or accuracy of any of the information contained herein, and makes no representations about its suitability for any particular purpose. Users should make their own judgements about those matters and/or seek independent advice. You assume all risks associated with use of the data provided on this page.

Race Results

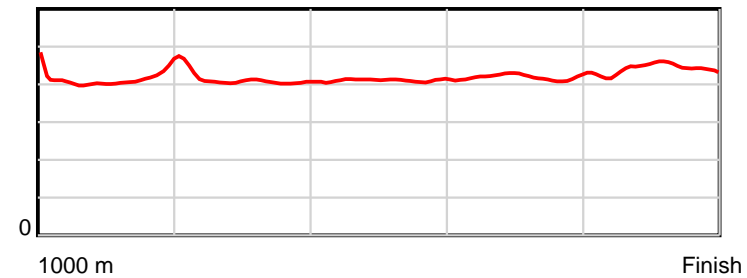
February 09, 2014, Race 5, CL1, Distance 1000m, Elwick Course Proper - Offset 3m

| Result | TAB no. | Horse (Barrier) | 1000 to | 800m to | 600m to | 400m to | 200m to | Total or | Margin |
|--------|---------|------------------------------|-------------|-------------|-------------|-------------|-----------|----------------|--------|
| 7th | 6 | One More Red (5) | 800m | 600m | 400m | 200m | WP | Average | |
| | | Position in running (margin) | - | 6(3.8) | 9(6.1) | 8(4.6) | 7(2.8) | | 6.40 |
| | | Sectional time (s) | 15.47 | 10.74 | 11.21 | 11.81 | 12.82 | | |
| | | Cumulative time (s) | 62.05 | 46.58 | 35.84 | 24.62 | 12.82 | 1:02.04 | |
| | | Speed (m/s) | 12.93 | 18.62 | 17.84 | 16.93 | 15.60 | 16.12 | |
| | | Stride length (m) | 5.61 | 7.59 | 7.28 | 7.12 | 6.85 | 6.81 | |
| | | Stride duration (s) | 0.424 | 0.407 | 0.408 | 0.420 | 0.439 | 0.423 | |
| | | Stride efficiency (%) | 49.26 | 89.92 | 82.81 | 79.21 | 73.28 | 72.55 | |
| | | Stride count | 35.62 | 26.37 | 27.47 | 28.09 | 29.21 | 146.76 | |

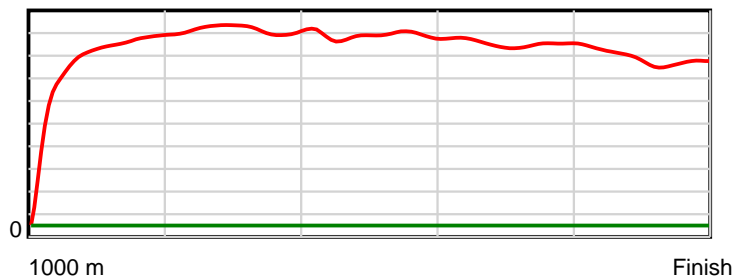
10 m Stride length



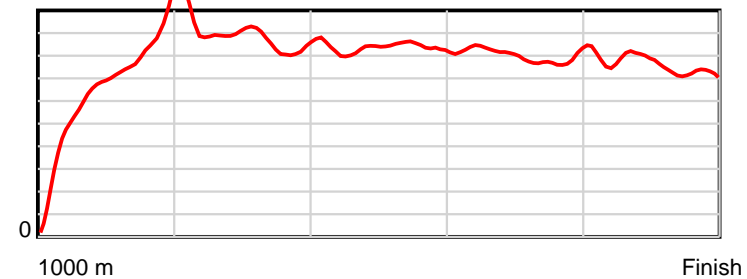
0.6 s Stride duration



20 m/sec Speed



100 % Stride efficiency



Note: Horizontal distance axis grid lines are 200m furlongs.

Disclaimer.

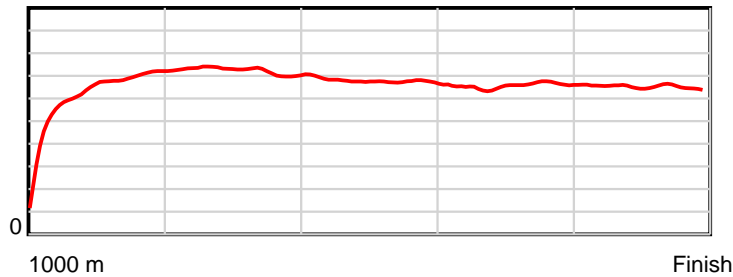
Tasracing Pty Ltd and Thoroughbred Ratings Pty Ltd accepts no responsibility for the completeness or accuracy of any of the information contained herein, and makes no representations about its suitability for any particular purpose. Users should make their own judgements about those matters and/or seek independent advice. You assume all risks associated with use of the data provided on this page.

Race Results

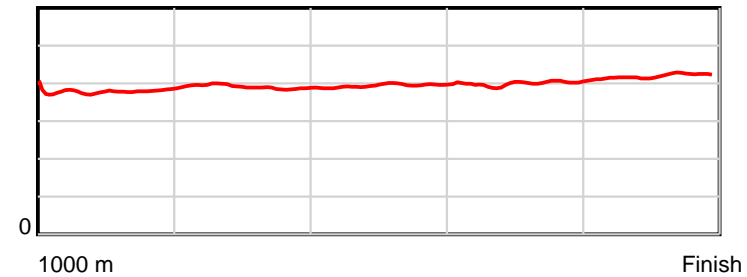
February 09, 2014, Race 5, CL1, Distance 1000m, Elwick Course Proper - Offset 3m

| Result | TAB no. | Horse (Barrier) | 1000 to | 800m to | 600m to | 400m to | 200m to | Total or | Margin |
|--------|---------|------------------------------|-------------|-------------|-------------|-------------|-----------|----------------|--------|
| 8th | 7 | Bonny's Legacy (4) | 800m | 600m | 400m | 200m | WP | Average | |
| | | Position in running (margin) | - | 3(1.1) | 4(2.0) | 4(2.7) | 3(1.5) | | 6.60 |
| | | Sectional time (s) | 15.26 | 10.50 | 11.57 | 11.91 | 12.86 | | |
| | | Cumulative time (s) | 62.09 | 46.83 | 36.33 | 24.76 | 12.86 | 1:02.09 | |
| | | Speed (m/s) | 13.11 | 19.05 | 17.29 | 16.79 | 15.55 | 16.11 | |
| | | Stride length (m) | 5.24 | 7.44 | 6.80 | 6.71 | 6.51 | 6.45 | |
| | | Stride duration (s) | 0.383 | 0.391 | 0.393 | 0.400 | 0.419 | 0.401 | |
| | | Stride efficiency (%) | 42.97 | 86.58 | 72.26 | 70.36 | 66.27 | 65.09 | |
| | | Stride count | 38.14 | 26.87 | 29.41 | 29.81 | 30.71 | 154.94 | |

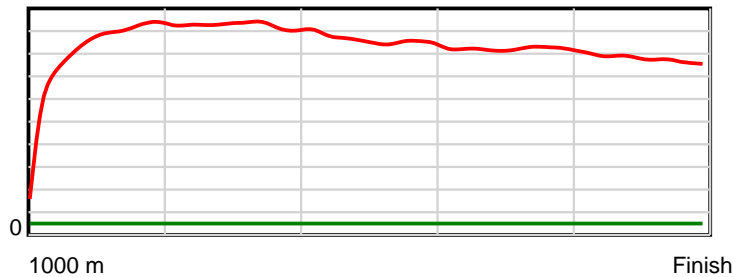
10 m Stride length



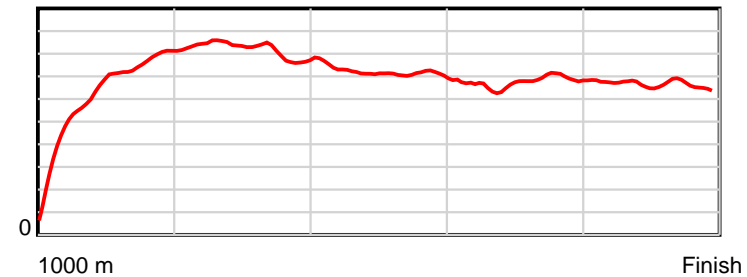
0.6 s Stride duration



20 m/sec Speed



100 % Stride efficiency



Note: Horizontal distance axis grid lines are 200m furlongs.

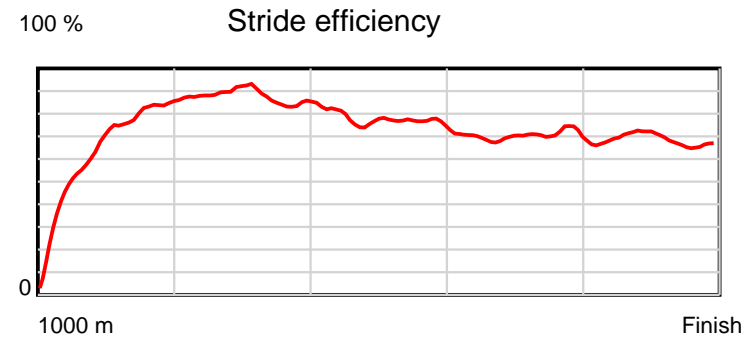
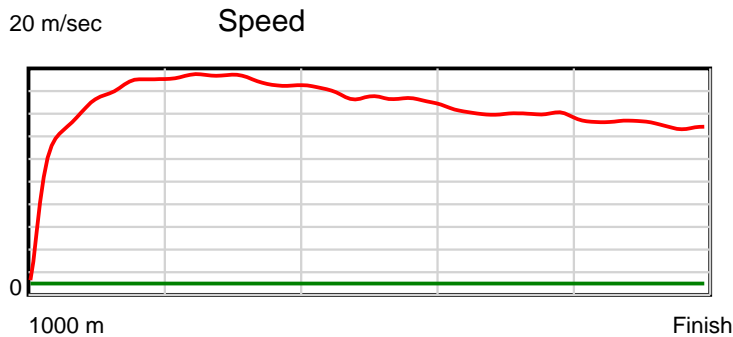
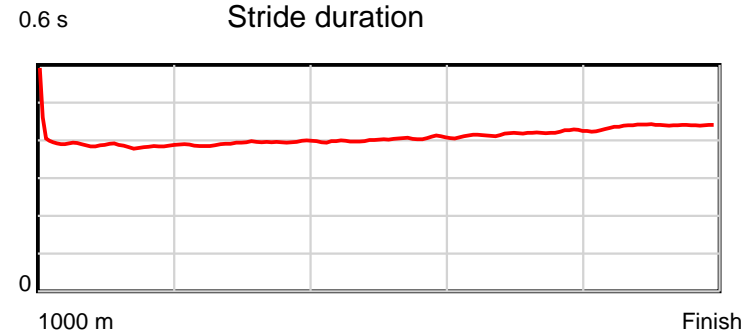
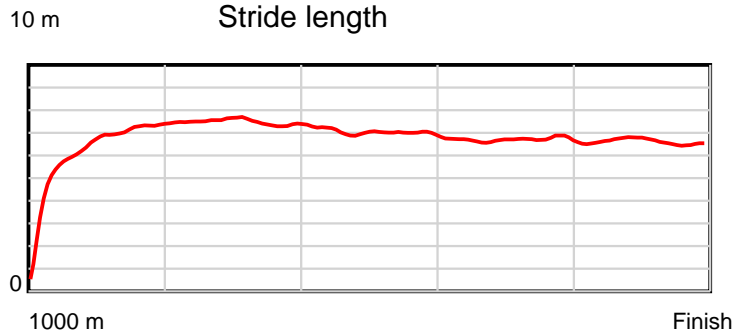
Disclaimer.

Tasracing Pty Ltd and Thoroughbred Ratings Pty Ltd accepts no responsibility for the completeness or accuracy of any of the information contained herein, and makes no representations about its suitability for any particular purpose. Users should make their own judgements about those matters and/or seek independent advice. You assume all risks associated with use of the data provided on this page.

Race Results

February 09, 2014, Race 5, CL1, Distance 1000m, Elwick Course Proper - Offset 3m

| Result | TAB no. | Horse (Barrier) | 1000 to | 800m to | 600m to | 400m to | 200m to | Total or | Margin |
|--------|---------|------------------------------|-------------|-------------|-------------|-------------|-----------|----------------|--------|
| 9th | 10 | Bring Me Sunsh... (6) | 800m | 600m | 400m | 200m | WP | Average | |
| | | Position in running (margin) | - | 1(0.0) | 1(0.0) | 2(0.1) | 5(1.5) | | 9.10 |
| | | Sectional time (s) | 15.16 | 10.35 | 11.47 | 12.35 | 13.24 | | |
| | | Cumulative time (s) | 62.57 | 47.41 | 37.06 | 25.59 | 13.24 | 1:02.57 | |
| | | Speed (m/s) | 13.19 | 19.32 | 17.44 | 16.19 | 15.11 | 15.98 | |
| | | Stride length (m) | 5.66 | 7.58 | 7.01 | 6.78 | 6.63 | 6.67 | |
| | | Stride duration (s) | 0.409 | 0.392 | 0.402 | 0.418 | 0.439 | 0.417 | |
| | | Stride efficiency (%) | 50.08 | 89.72 | 76.71 | 71.76 | 68.64 | 69.49 | |
| | | Stride count | 35.33 | 26.39 | 28.55 | 29.51 | 30.18 | 149.96 | |



Note: Horizontal distance axis grid lines are 200m furlongs.

Disclaimer.

Tasracing Pty Ltd and Thoroughbred Ratings Pty Ltd accepts no responsibility for the completeness or accuracy of any of the information contained herein, and makes no representations about its suitability for any particular purpose. Users should make their own judgements about those matters and/or seek independent advice. You assume all risks associated with use of the data provided on this page.