



Race Results

Tasmanian Racing Club, Hobart, February 09, 2014

Compilation date: February 17, 2014, 2:45:54 PM (EST)

Copyright © 2014 Tasracing Pty Ltd. All rights reserved.

Trademarks.

StrideMASTER is a registered trademark of Thoroughbred Ratings Pty Ltd.

Disclaimer.

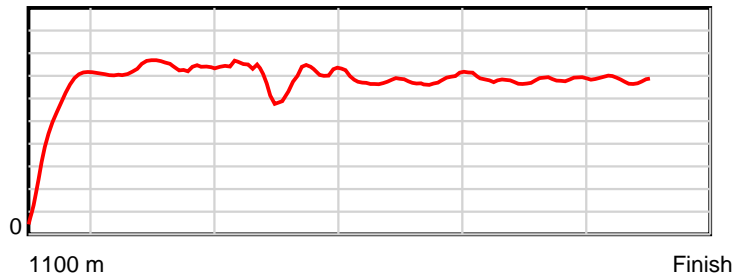
Tasracing Pty Ltd and Thoroughbred Ratings Pty Ltd accepts no responsibility for the completeness or accuracy of any of the information contained herein, and makes no representations about its suitability for any particular purpose. Users should make their own judgements about those matters and/or seek independent advice. You assume all risks associated with use of the data provided on this page.

Race Results

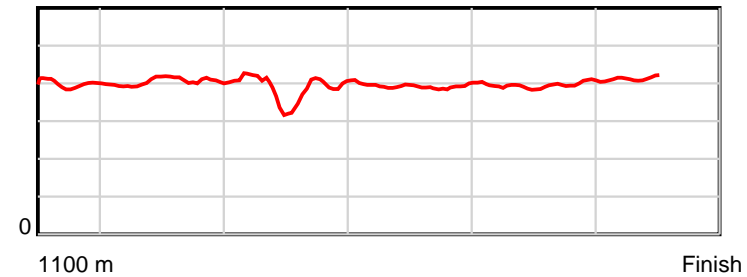
February 09, 2014, Race 6, CL4, Distance 1100m, Elwick Course Proper - Offset 3m

Result	TAB no.	Horse (Barrier)	1100 to	1000m to	800m to	600m to	400m to	200m to	Total or	Margin
1st	7	Enshroud (8)	1000m	800m	600m	400m	200m	WP	Average	
		Position in running (margin)	-	9(20.5)	9(15.0)	10(15.0)	7(2.6)	1(0.0)		0.00
		Sectional time (s)	12.86	9.74	10.40	10.00	11.20	12.03		
		Cumulative time (s)	66.23	53.37	43.63	33.23	23.23	12.03	1:06.23	
		Speed (m/s)	7.78	20.53	19.23	20.00	17.86	16.63	16.61	
		Stride length (m)	3.96	8.06	7.22	7.73	6.72	6.77	6.75	
		Stride duration (s)	0.468	0.392	0.375	0.386	0.377	0.407	0.406	
		Stride efficiency (%)	24.47	101.43	81.44	93.35	70.66	71.63	71.21	
		Stride count	25.27	24.82	27.70	25.88	29.74	29.54	162.95	

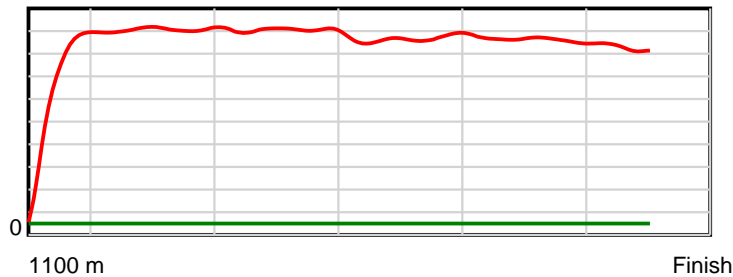
10 m Stride length



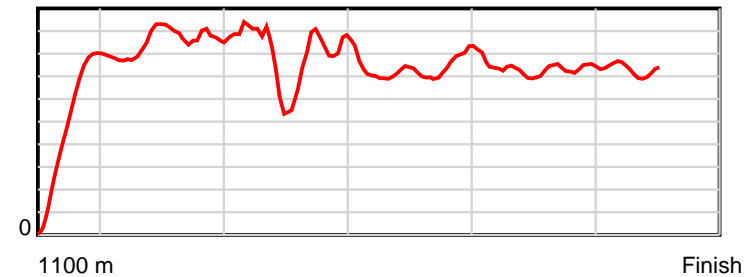
0.6 s Stride duration



20 m/sec Speed



100 % Stride efficiency



Note: Horizontal distance axis grid lines are 200m furlongs.

Disclaimer.

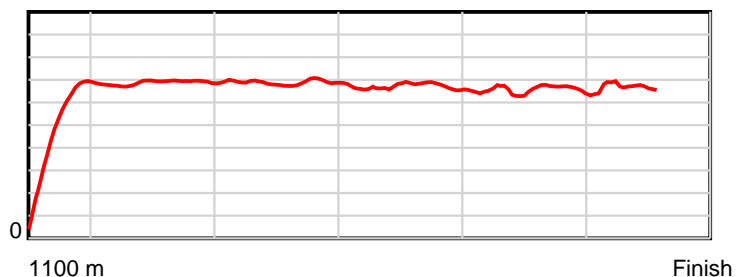
Tasracing Pty Ltd and Thoroughbred Ratings Pty Ltd accepts no responsibility for the completeness or accuracy of any of the information contained herein, and makes no representations about its suitability for any particular purpose. Users should make their own judgements about those matters and/or seek independent advice. You assume all risks associated with use of the data provided on this page.

Race Results

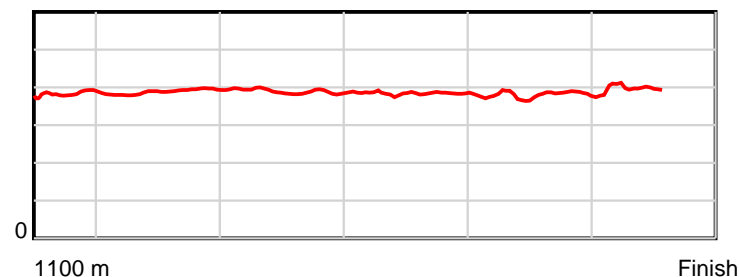
February 09, 2014, Race 6, CL4, Distance 1100m, Elwick Course Proper - Offset 3m

Result	TAB no.	Horse (Barrier)	1100 to	1000m to	800m to	600m to	400m to	200m to	Total or	Margin
2nd	9	Not Another Re... (1)	1000m	800m	600m	400m	200m	WP	Average	
		Position in running (margin)	-	8(19.2)	7(11.8)	8(11.6)	9(4.5)	7(2.9)		0.30
		Sectional time (s)	12.56	9.45	10.35	10.88	11.36	11.68		
		Cumulative time (s)	66.28	53.72	44.28	33.93	23.05	11.68	1:06.28	
		Speed (m/s)	7.96	21.16	19.32	18.38	17.61	17.12	16.60	
		Stride length (m)	3.50	8.16	7.56	7.03	6.66	6.58	6.53	
		Stride duration (s)	0.421	0.385	0.391	0.382	0.378	0.384	0.393	
		Stride efficiency (%)	19.09	104.01	89.20	77.13	69.23	67.60	66.58	
		Stride count	28.61	24.51	26.47	28.47	30.05	30.41	168.52	

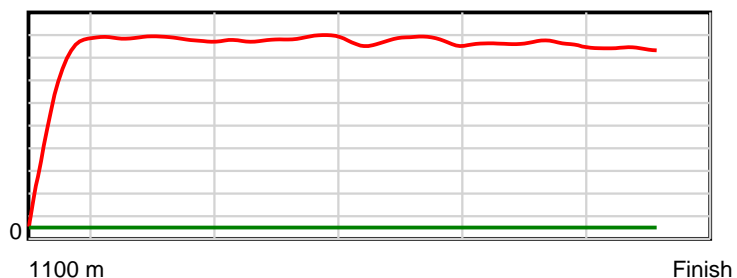
10 m Stride length



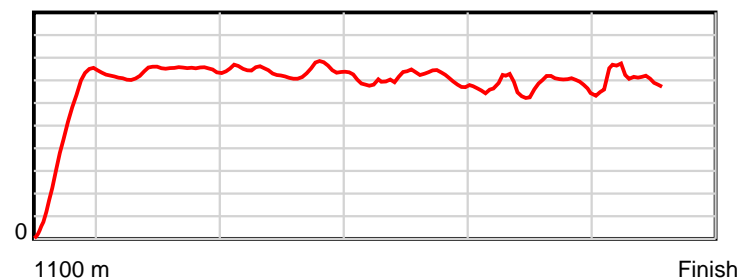
0.6 s Stride duration



20 m/sec Speed



100 % Stride efficiency



Note: Horizontal distance axis grid lines are 200m furlongs.

Disclaimer.

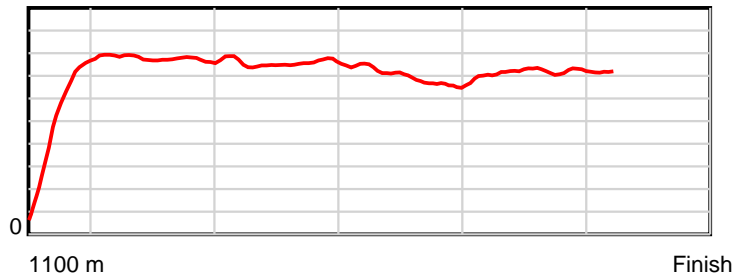
Tasracing Pty Ltd and Thoroughbred Ratings Pty Ltd accepts no responsibility for the completeness or accuracy of any of the information contained herein, and makes no representations about its suitability for any particular purpose. Users should make their own judgements about those matters and/or seek independent advice. You assume all risks associated with use of the data provided on this page.

Race Results

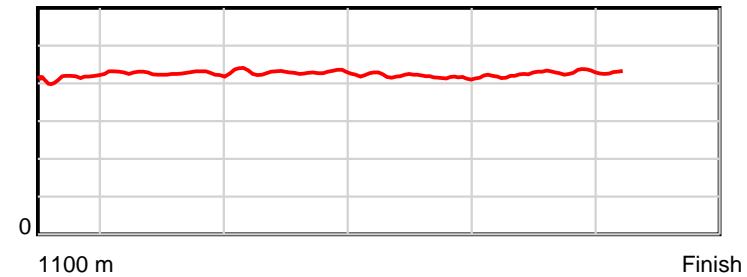
February 09, 2014, Race 6, CL4, Distance 1100m, Elwick Course Proper - Offset 3m

Result	TAB no.	Horse (Barrier)	1100 to	1000m to	800m to	600m to	400m to	200m to	Total or	Margin
3rd	3	From the Bronx (5)	1000m	800m	600m	400m	200m	WP	Average	
		Position in running (margin)	-	10(29.7)	10(15.6)	9(13.1)	1(0.0)	5(2.3)		0.60
		Sectional time (s)	14.38	8.33	9.98	9.87	12.02	11.76		
		Cumulative time (s)	66.34	51.96	43.63	33.65	23.78	11.76	1:06.34	
		Speed (m/s)	6.95	24.01	20.04	20.26	16.64	17.01	16.58	
		Stride length (m)	3.87	10.20	8.49	8.58	6.88	7.29	7.39	
		Stride duration (s)	0.431	0.425	0.424	0.423	0.414	0.428	0.446	
		Stride efficiency (%)	23.41	162.42	112.65	114.92	74.07	82.93	85.35	
		Stride count	25.84	19.62	23.56	23.32	29.05	27.45	148.84	

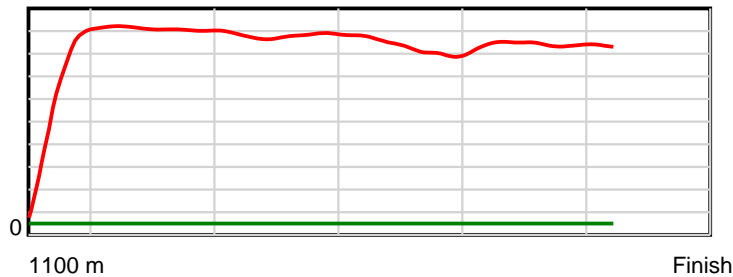
10 m Stride length



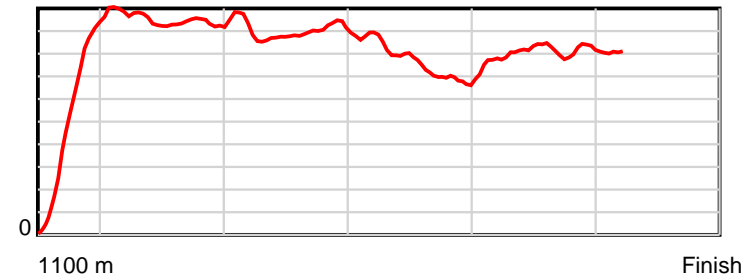
0.6 s Stride duration



20 m/sec Speed



100 % Stride efficiency



Note: Horizontal distance axis grid lines are 200m furlongs.

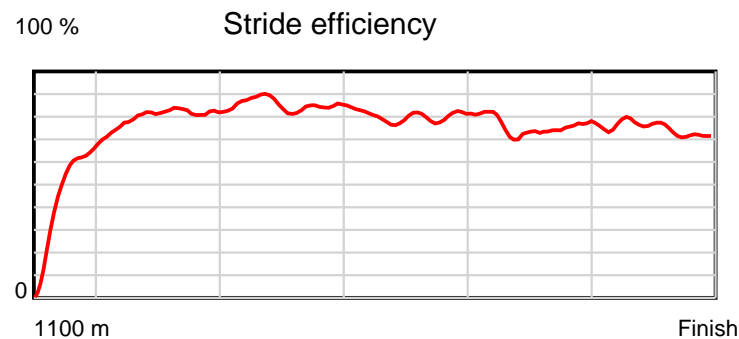
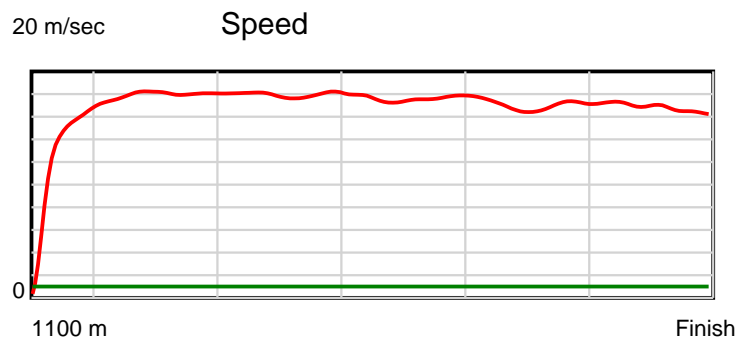
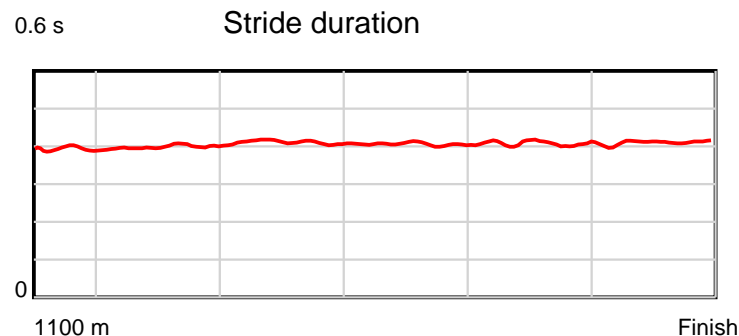
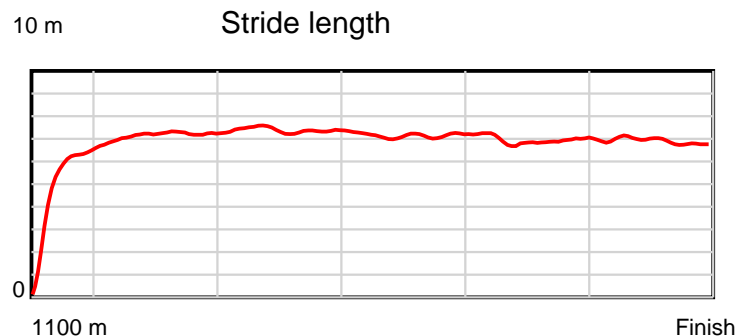
Disclaimer.

Tasracing Pty Ltd and Thoroughbred Ratings Pty Ltd accepts no responsibility for the completeness or accuracy of any of the information contained herein, and makes no representations about its suitability for any particular purpose. Users should make their own judgements about those matters and/or seek independent advice. You assume all risks associated with use of the data provided on this page.

Race Results

February 09, 2014, Race 6, CL4, Distance 1100m, Elwick Course Proper - Offset 3m

Result	TAB no.	Horse (Barrier)	1100 to	1000m to	800m to	600m to	400m to	200m to	Total or	Margin
4th	1	Hailed (4)	1000m	800m	600m	400m	200m	WP	Average	
		Position in running (margin)	-	1(0.0)	2(0.5)	2(4.3)	2(1.2)	6(2.7)		1.10
		Sectional time (s)	9.26	10.76	11.02	11.54	11.89	11.95		
		Cumulative time (s)	66.43	57.17	46.41	35.39	23.84	11.95	1:06.43	
		Speed (m/s)	10.80	18.59	18.15	17.33	16.82	16.74	16.56	
		Stride length (m)	4.23	7.40	7.45	7.01	6.86	6.86	6.69	
		Stride duration (s)	0.386	0.398	0.410	0.405	0.408	0.410	0.404	
		Stride efficiency (%)	27.98	85.58	86.66	76.75	73.56	73.47	69.98	
		Stride count	23.63	27.03	26.86	28.54	29.15	29.17	164.38	



Note: Horizontal distance axis grid lines are 200m furlongs.

Disclaimer.

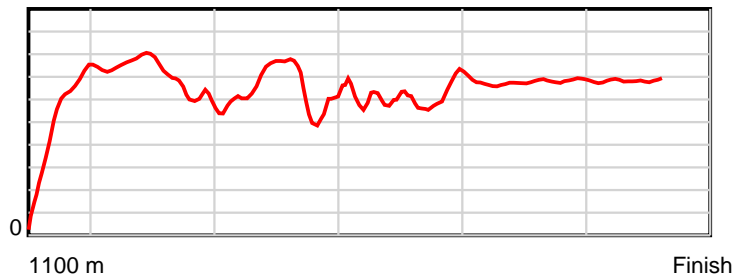
Tasracing Pty Ltd and Thoroughbred Ratings Pty Ltd accepts no responsibility for the completeness or accuracy of any of the information contained herein, and makes no representations about its suitability for any particular purpose. Users should make their own judgements about those matters and/or seek independent advice. You assume all risks associated with use of the data provided on this page.

Race Results

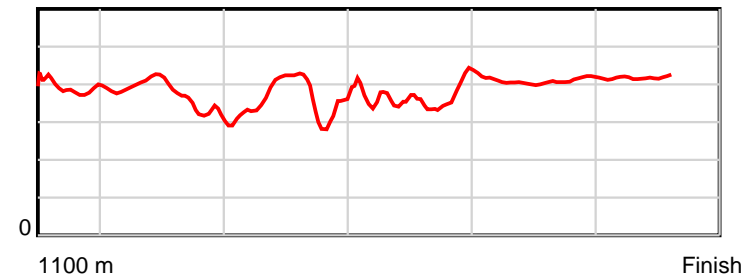
February 09, 2014, Race 6, CL4, Distance 1100m, Elwick Course Proper - Offset 3m

Result	TAB no.	Horse (Barrier)	1100 to	1000m to	800m to	600m to	400m to	200m to	Total or	Margin
5th	8	Devil's Tears (2)	1000m	800m	600m	400m	200m	WP	Average	
		Position in running (margin)	-	3(8.1)	1(0.0)	1(0.0)	6(2.0)	4(2.0)		1.20
		Sectional time (s)	10.88	9.31	10.40	12.39	11.64	11.83		
		Cumulative time (s)	66.45	55.57	46.26	35.86	23.48	11.83	1:06.45	
		Speed (m/s)	9.19	21.48	19.23	16.14	17.18	16.91	16.55	
		Stride length (m)	3.91	8.39	6.70	5.27	6.83	7.01	6.29	
		Stride duration (s)	0.402	0.391	0.348	0.327	0.398	0.415	0.380	
		Stride efficiency (%)	23.95	110.11	70.15	43.45	72.87	76.75	61.75	
		Stride count	25.55	23.83	29.85	37.93	29.29	28.54	174.99	

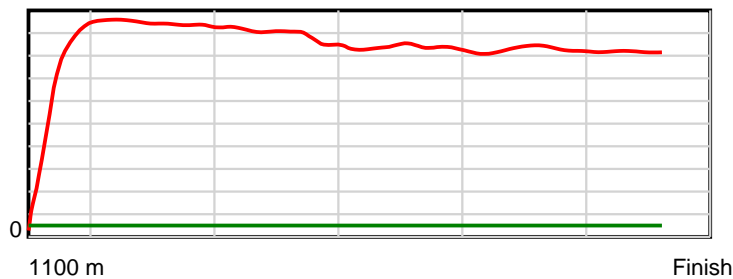
10 m Stride length



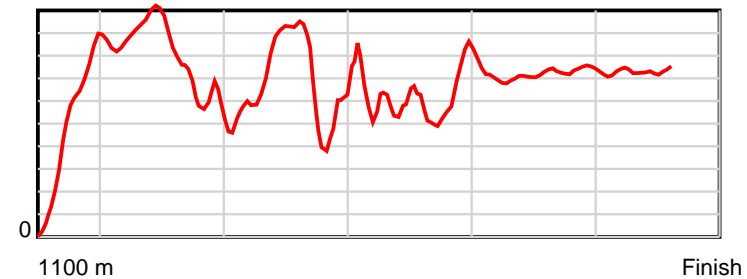
0.6 s Stride duration



20 m/sec Speed



100 % Stride efficiency



Note: Horizontal distance axis grid lines are 200m furlongs.

Disclaimer.

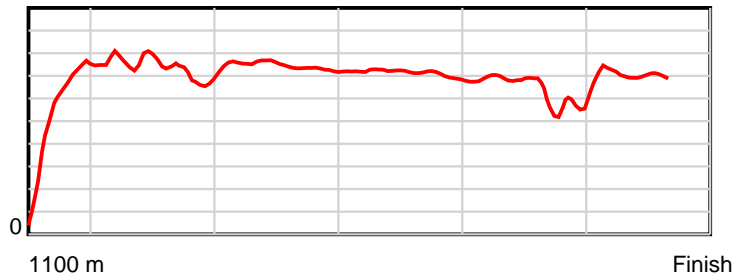
Tasracing Pty Ltd and Thoroughbred Ratings Pty Ltd accepts no responsibility for the completeness or accuracy of any of the information contained herein, and makes no representations about its suitability for any particular purpose. Users should make their own judgements about those matters and/or seek independent advice. You assume all risks associated with use of the data provided on this page.

Race Results

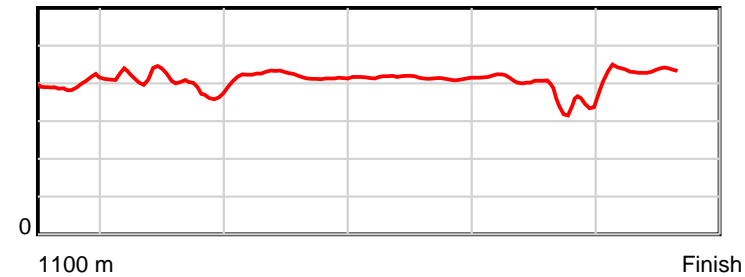
February 09, 2014, Race 6, CL4, Distance 1100m, Elwick Course Proper - Offset 3m

Result	TAB no.	Horse (Barrier)	1100 to	1000m to	800m to	600m to	400m to	200m to	Total or	Margin
6th	2	Hold Onto Your... (3)	1000m	800m	600m	400m	200m	WP	Average	
		Position in running (margin)	-	6(10.7)	6(7.2)	6(6.5)	3(1.3)	2(1.3)		1.40
		Sectional time (s)	11.26	10.08	10.28	11.19	11.65	12.01		
		Cumulative time (s)	66.48	55.22	45.13	34.85	23.66	12.01	1:06.48	
		Speed (m/s)	8.88	19.84	19.46	17.87	17.17	16.65	16.55	
		Stride length (m)	3.93	7.80	8.07	7.41	6.75	6.76	6.78	
		Stride duration (s)	0.409	0.393	0.415	0.414	0.393	0.406	0.410	
		Stride efficiency (%)	24.10	94.99	101.83	85.74	71.10	71.39	71.93	
		Stride count	25.46	25.65	24.78	27.00	29.65	29.59	162.13	

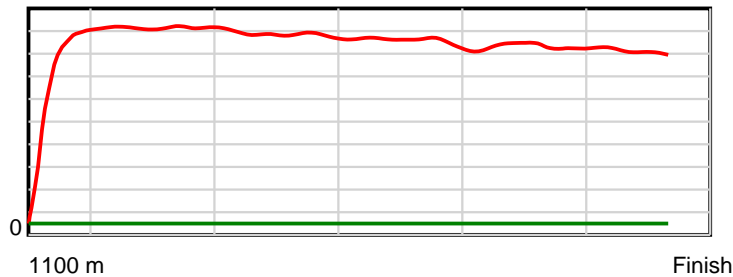
10 m Stride length



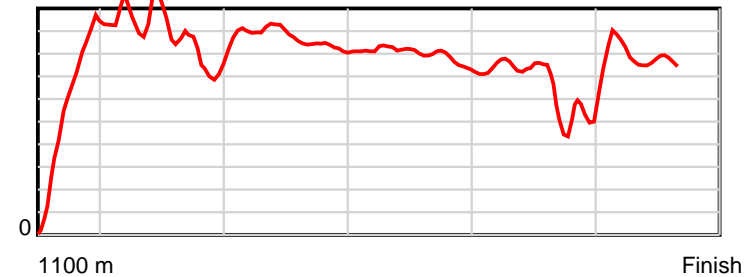
0.6 s Stride duration



20 m/sec Speed



100 % Stride efficiency



Note: Horizontal distance axis grid lines are 200m furlongs.

Disclaimer.

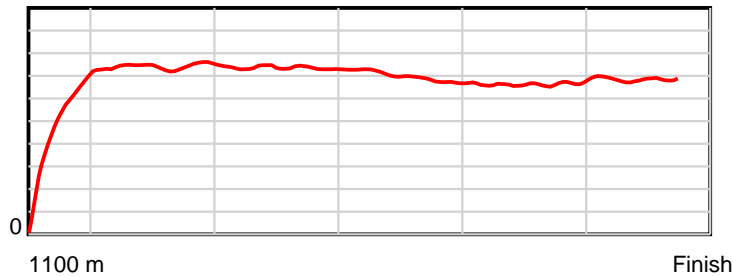
Tasracing Pty Ltd and Thoroughbred Ratings Pty Ltd accepts no responsibility for the completeness or accuracy of any of the information contained herein, and makes no representations about its suitability for any particular purpose. Users should make their own judgements about those matters and/or seek independent advice. You assume all risks associated with use of the data provided on this page.

Race Results

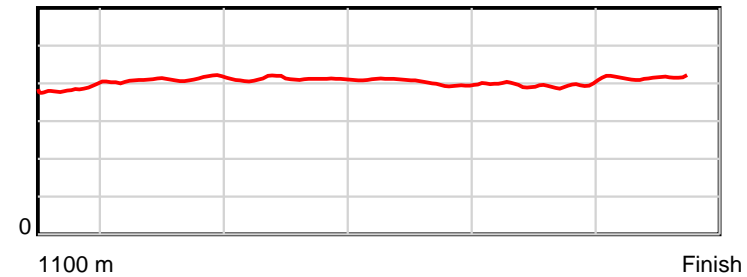
February 09, 2014, Race 6, CL4, Distance 1100m, Elwick Course Proper - Offset 3m

Result	TAB no.	Horse (Barrier)	1100 to	1000m to	800m to	600m to	400m to	200m to	Total or	Margin
7th	12	Searlait (6)	1000m	800m	600m	400m	200m	WP	Average	
		Position in running (margin)	-	4(8.3)	5(5.6)	5(6.0)	8(3.6)	9(4.0)		3.40
		Sectional time (s)	10.84	10.21	10.46	11.66	11.70	11.98		
		Cumulative time (s)	66.85	56.01	45.80	35.33	23.68	11.98	1:06.84	
		Speed (m/s)	9.23	19.59	19.12	17.15	17.09	16.69	16.45	
		Stride length (m)	3.88	8.01	7.87	6.96	6.73	6.91	6.73	
		Stride duration (s)	0.410	0.409	0.412	0.406	0.394	0.414	0.409	
		Stride efficiency (%)	23.56	100.27	96.77	75.79	70.87	74.71	70.74	
		Stride count	25.76	24.97	25.41	28.72	29.70	28.93	163.49	

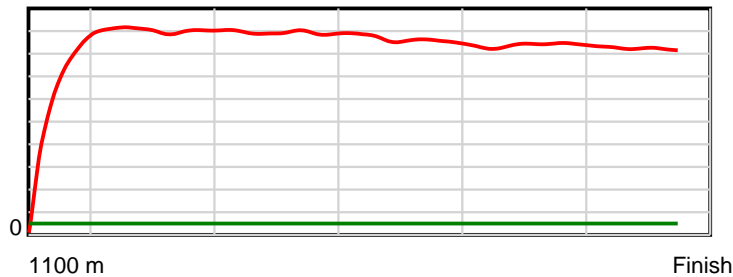
10 m Stride length



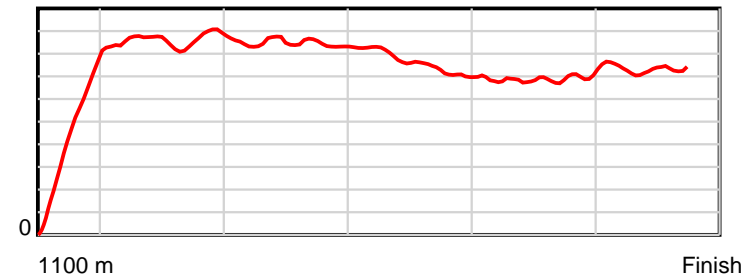
0.6 s Stride duration



20 m/sec Speed



100 % Stride efficiency



Note: Horizontal distance axis grid lines are 200m furlongs.

Disclaimer.

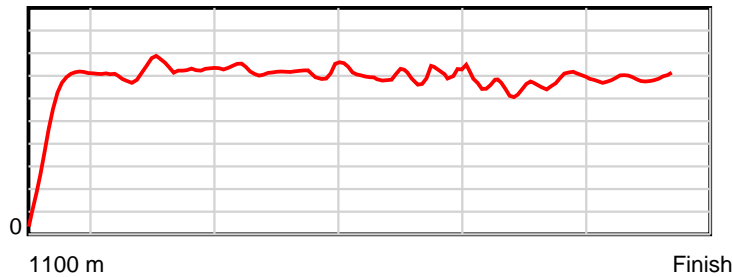
Tasracing Pty Ltd and Thoroughbred Ratings Pty Ltd accepts no responsibility for the completeness or accuracy of any of the information contained herein, and makes no representations about its suitability for any particular purpose. Users should make their own judgements about those matters and/or seek independent advice. You assume all risks associated with use of the data provided on this page.

Race Results

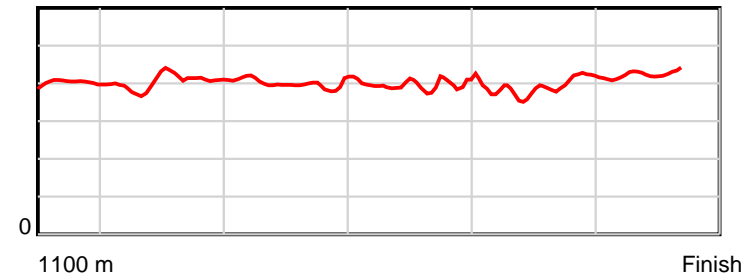
February 09, 2014, Race 6, CL4, Distance 1100m, Elwick Course Proper - Offset 3m

Result	TAB no.	Horse (Barrier)	1100 to	1000m to	800m to	600m to	400m to	200m to	Total or	Margin
8th	10	Heartbreak Las... (7)	1000m	800m	600m	400m	200m	WP	Average	
		Position in running (margin)	-	5(9.8)	4(4.4)	4(5.7)	4(1.3)	3(1.6)		3.90
		Sectional time (s)	11.26	9.76	10.62	11.31	11.70	12.29		
		Cumulative time (s)	66.94	55.68	45.92	35.30	23.99	12.29	1:06.93	
		Speed (m/s)	8.88	20.49	18.83	17.68	17.09	16.27	16.43	
		Stride length (m)	4.07	8.03	7.59	6.82	6.23	6.88	6.61	
		Stride duration (s)	0.435	0.392	0.403	0.386	0.364	0.422	0.402	
		Stride efficiency (%)	25.82	100.67	89.95	72.76	60.61	73.87	68.30	
		Stride count	24.60	24.92	26.36	29.31	32.11	29.09	166.39	

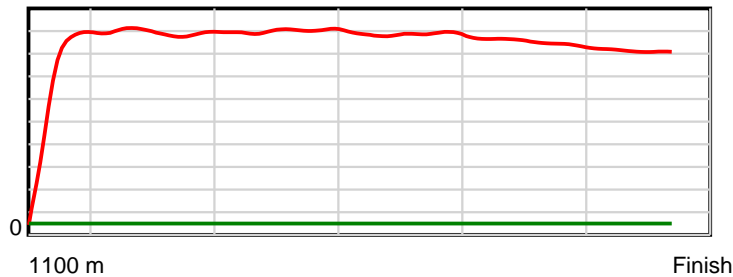
10 m Stride length



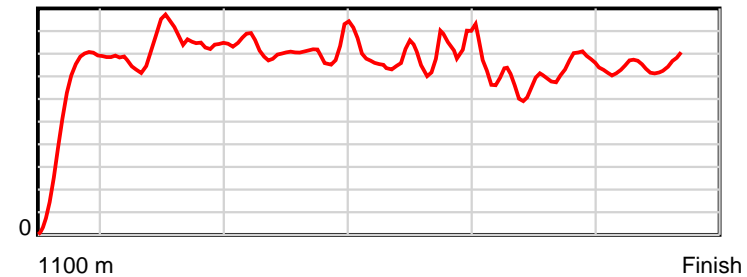
0.6 s Stride duration



20 m/sec Speed



100 % Stride efficiency



Note: Horizontal distance axis grid lines are 200m furlongs.

Disclaimer.

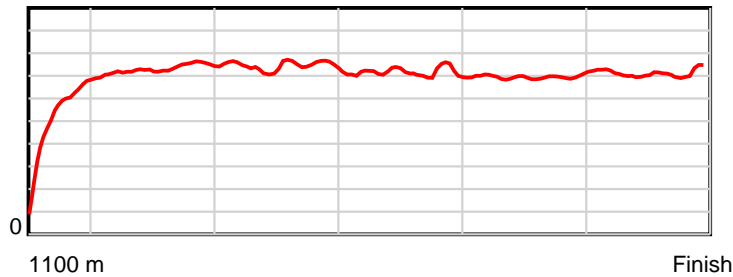
Tasracing Pty Ltd and Thoroughbred Ratings Pty Ltd accepts no responsibility for the completeness or accuracy of any of the information contained herein, and makes no representations about its suitability for any particular purpose. Users should make their own judgements about those matters and/or seek independent advice. You assume all risks associated with use of the data provided on this page.

Race Results

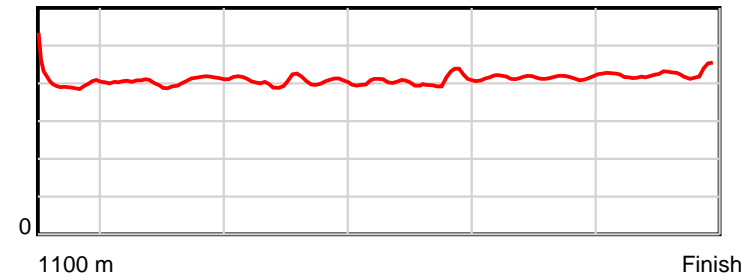
February 09, 2014, Race 6, CL4, Distance 1100m, Elwick Course Proper - Offset 3m

Result	TAB no.	Horse (Barrier)	1100 to	1000m to	800m to	600m to	400m to	200m to	Total or	Margin
10th	4	Date And Sign (11)	1000m	800m	600m	400m	200m	WP	Average	
		Position in running (margin)	-	2(3.8)	3(1.8)	3(4.3)	5(1.8)	8(3.7)		5.30
		Sectional time (s)	10.38	10.34	10.81	11.63	11.96	12.08		
		Cumulative time (s)	67.20	56.82	46.48	35.67	24.04	12.08	1:07.20	
		Speed (m/s)	9.63	19.34	18.50	17.20	16.72	16.56	16.37	
		Stride length (m)	4.41	7.72	7.46	6.72	6.92	6.89	6.74	
		Stride duration (s)	0.432	0.399	0.403	0.391	0.414	0.416	0.412	
		Stride efficiency (%)	30.41	93.17	86.88	70.54	74.73	74.15	71.07	
		Stride count	22.67	25.90	26.82	29.77	28.92	29.03	163.11	

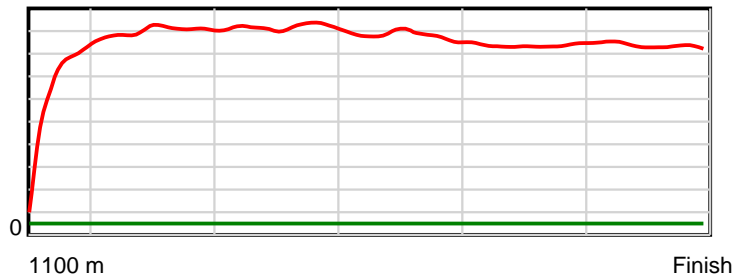
10 m Stride length



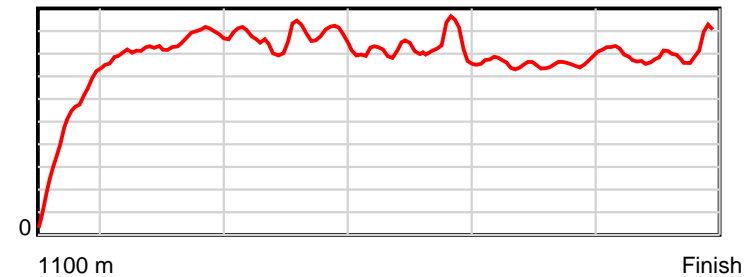
0.6 s Stride duration



20 m/sec Speed



100 % Stride efficiency



Note: Horizontal distance axis grid lines are 200m furlongs.

Disclaimer.

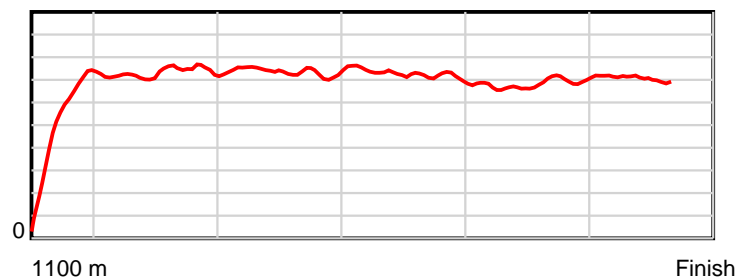
Tasracing Pty Ltd and Thoroughbred Ratings Pty Ltd accepts no responsibility for the completeness or accuracy of any of the information contained herein, and makes no representations about its suitability for any particular purpose. Users should make their own judgements about those matters and/or seek independent advice. You assume all risks associated with use of the data provided on this page.

Race Results

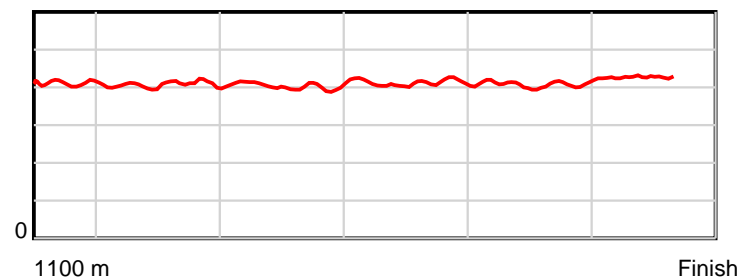
February 09, 2014, Race 6, CL4, Distance 1100m, Elwick Course Proper - Offset 3m

Result	TAB no.	Horse (Barrier)	1100 to	1000m to	800m to	600m to	400m to	200m to	Total or	Margin
11th	6	Bianforgetful (9)	1000m	800m	600m	400m	200m	WP	Average	
		Position in running (margin)	-	7(14.4)	8(13.1)	7(9.6)	10(5.4)	10(7.7)		6.80
		Sectional time (s)	11.98	10.46	9.81	11.36	12.01	11.87		
		Cumulative time (s)	67.48	55.50	45.05	35.24	23.88	11.87	1:07.48	
		Speed (m/s)	8.35	19.12	20.39	17.61	16.65	16.85	16.30	
		Stride length (m)	4.03	7.72	8.14	7.10	6.82	7.10	6.83	
		Stride duration (s)	0.457	0.403	0.399	0.403	0.410	0.421	0.419	
		Stride efficiency (%)	25.33	93.05	103.44	78.79	72.78	78.67	72.94	
		Stride count	24.84	25.92	24.58	28.17	29.31	28.19	161.01	

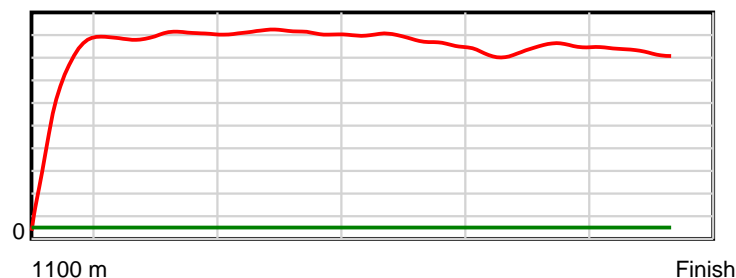
10 m Stride length



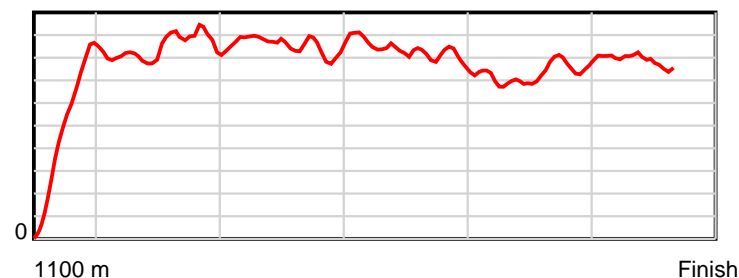
0.6 s Stride duration



20 m/sec Speed



100 % Stride efficiency



Note: Horizontal distance axis grid lines are 200m furlongs.

Disclaimer.

Tasracing Pty Ltd and Thoroughbred Ratings Pty Ltd accepts no responsibility for the completeness or accuracy of any of the information contained herein, and makes no representations about its suitability for any particular purpose. Users should make their own judgements about those matters and/or seek independent advice. You assume all risks associated with use of the data provided on this page.