



Race Results

Tasmanian Racing Club, Hobart, February 09, 2014

Compilation date: February 17, 2014, 2:48:00 PM (EST)

Copyright © 2014 Tasracing Pty Ltd. All rights reserved.

Trademarks.

StrideMASTER is a registered trademark of Thoroughbred Ratings Pty Ltd.

Disclaimer.

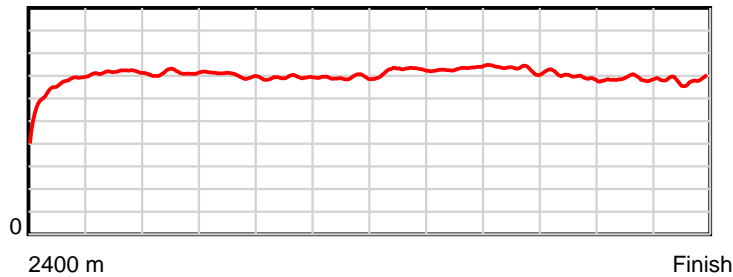
Tasracing Pty Ltd and Thoroughbred Ratings Pty Ltd accepts no responsibility for the completeness or accuracy of any of the information contained herein, and makes no representations about its suitability for any particular purpose. Users should make their own judgements about those matters and/or seek independent advice. You assume all risks associated with use of the data provided on this page.

Race Results

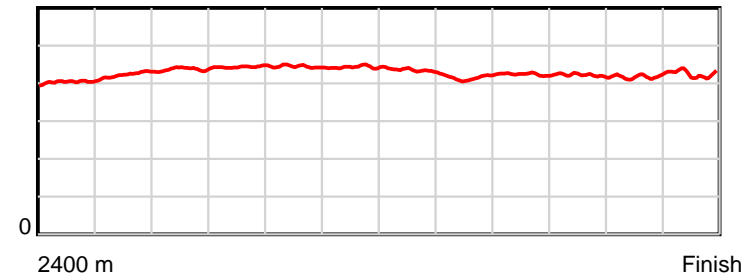
February 09, 2014, Race 8, HOBART CUP, Distance 2400m, Elwick Course Proper - Offset 3m

Result	TAB no.	Horse (Barrier)	2400 to	2200m to	2000m to	1800m to	1600m to	1400m to	1200m to	1000m to	800m to	600m to	400m to	200m to	Total or	Margin
1st	4	Epingle (3)	2200m	2000m	1800m	1600m	1400m	1200m	1000m	800m	600m	400m	200m	WP	Average	
		Position in running (margin)	-	2(1.8)	2(1.7)	2(3.0)	2(3.9)	2(5.9)	2(5.1)	2(3.5)	2(1.7)	2(1.0)	1(0.0)	1(0.0)		0.00
		Sectional time (s)	17.01	11.64	12.12	12.58	12.86	12.70	11.94	11.36	11.69	12.37	12.05	12.36		
		Cumulative time (s)	150.69	133.68	122.04	109.91	97.33	84.47	71.77	59.83	48.47	36.78	24.41	12.36	2:30.69	
		Speed (m/s)	11.76	17.18	16.50	15.90	15.55	15.75	16.75	17.61	17.11	16.17	16.60	16.18	15.93	
		Stride length (m)	5.01	7.29	7.21	7.06	6.91	6.97	7.29	7.31	7.25	6.82	6.94	6.89	6.84	
		Stride duration (s)	0.416	0.424	0.437	0.444	0.444	0.442	0.435	0.415	0.424	0.422	0.418	0.426	0.430	
		Stride efficiency (%)	39.26	83.04	81.23	77.78	74.60	75.84	83.12	83.51	82.05	72.59	75.23	74.27	73.21	
		Stride count	39.90	27.44	27.74	28.35	28.95	28.71	27.42	27.36	27.60	29.34	28.82	29.01	350.64	

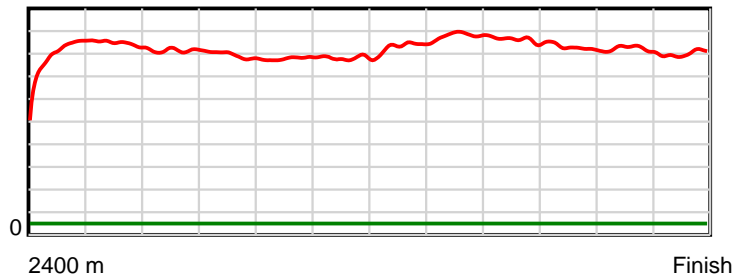
10 m Stride length



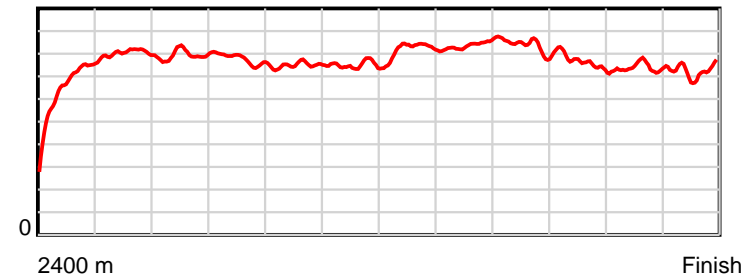
0.6 s Stride duration



20 m/sec Speed



100 % Stride efficiency



Note: Horizontal distance axis grid lines are 200m furlongs.

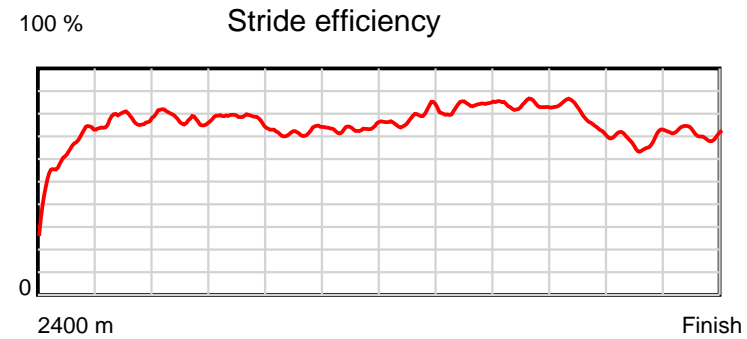
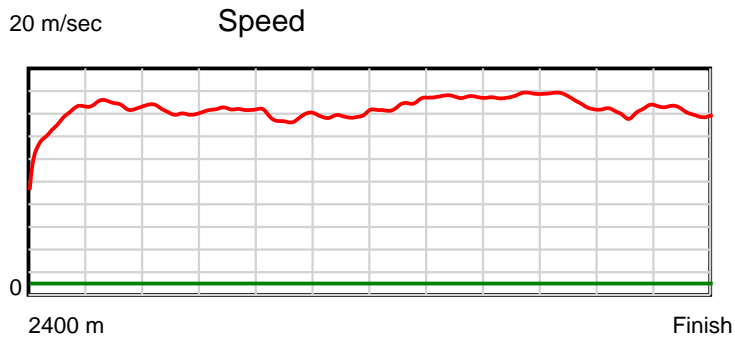
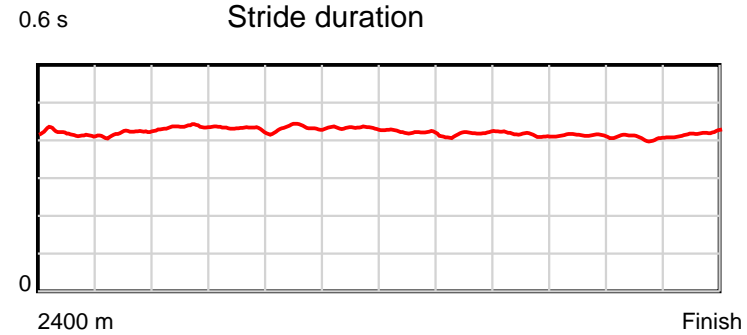
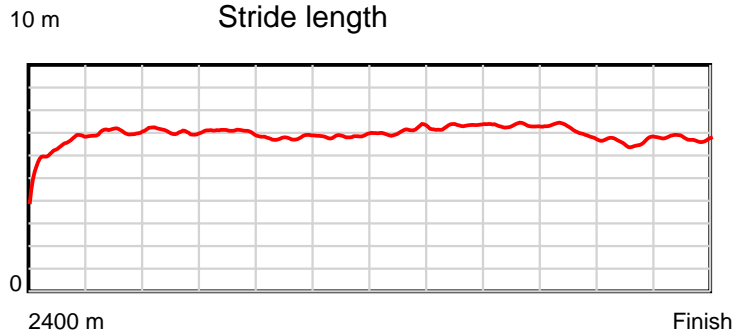
Disclaimer.

Tasracing Pty Ltd and Thoroughbred Ratings Pty Ltd accepts no responsibility for the completeness or accuracy of any of the information contained herein, and makes no representations about its suitability for any particular purpose. Users should make their own judgements about those matters and/or seek independent advice. You assume all risks associated with use of the data provided on this page.

Race Results

February 09, 2014, Race 8, HOBART CUP, Distance 2400m, Elwick Course Proper - Offset 3m

Result	TAB no.	Horse (Barrier)	2400 to	2200m to	2000m to	1800m to	1600m to	1400m to	1200m to	1000m to	800m to	600m to	400m to	200m to	Total or	Margin
2nd	1	Geegees Blackf... (9)	2200m	2000m	1800m	1600m	1400m	1200m	1000m	800m	600m	400m	200m	WP	Average	
		Position in running (margin)	-	7(6.8)	8(7.7)	8(9.4)	8(8.7)	7(10.8)	7(10.8)	8(8.6)	7(6.6)	5(4.3)	6(3.6)	4(4.1)		3.00
		Sectional time (s)	17.81	11.80	12.20	12.31	12.88	12.83	11.84	11.33	11.41	12.43	12.13	12.28		
		Cumulative time (s)	151.26	133.45	121.65	109.45	97.13	84.25	71.43	59.59	48.26	36.84	24.41	12.28	2:31.25	
		Speed (m/s)	11.23	16.95	16.39	16.25	15.53	15.59	16.89	17.65	17.53	16.09	16.49	16.29	15.87	
		Stride length (m)	5.05	7.10	7.14	7.00	6.72	6.74	7.12	7.37	7.27	6.64	6.72	6.82	6.75	
		Stride duration (s)	0.436	0.419	0.436	0.431	0.433	0.432	0.421	0.417	0.415	0.413	0.408	0.419	0.425	
		Stride efficiency (%)	39.88	78.79	79.73	76.54	70.67	70.97	79.14	84.81	82.56	68.89	70.56	72.77	71.14	
		Stride count	39.59	28.17	28.00	28.58	29.74	29.68	28.10	27.15	27.51	30.12	29.76	29.31	355.71	



Note: Horizontal distance axis grid lines are 200m furlongs.

Disclaimer.

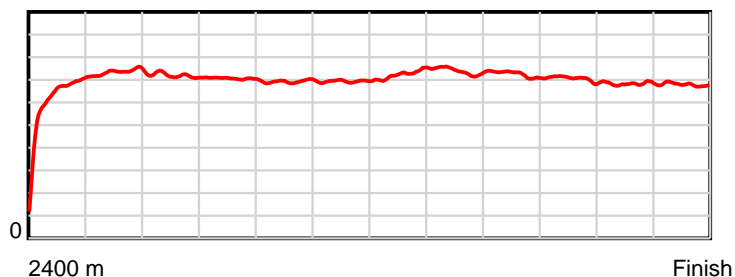
Tasracing Pty Ltd and Thoroughbred Ratings Pty Ltd accepts no responsibility for the completeness or accuracy of any of the information contained herein, and makes no representations about its suitability for any particular purpose. Users should make their own judgements about those matters and/or seek independent advice. You assume all risks associated with use of the data provided on this page.

Race Results

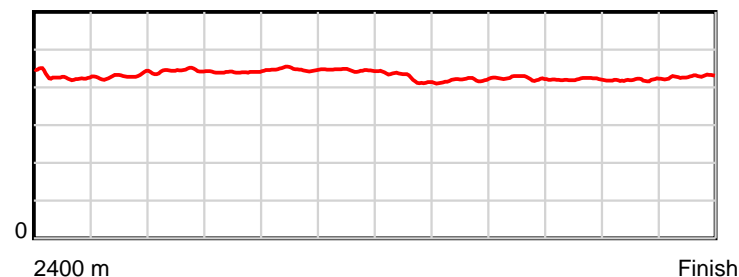
February 09, 2014, Race 8, HOBART CUP, Distance 2400m, Elwick Course Proper - Offset 3m

Result	TAB no.	Horse (Barrier)	2400 to	2200m to	2000m to	1800m to	1600m to	1400m to	1200m to	1000m to	800m to	600m to	400m to	200m to	Total or	Margin
3rd	7	Gee Gee's La Q... (7)	2200m	2000m	1800m	1600m	1400m	1200m	1000m	800m	600m	400m	200m	WP	Average	
		Position in running (margin)	-	5(6.6)	6(5.9)	6(7.5)	6(8.1)	6(10.2)	6(10.0)	4(5.9)	3(3.2)	3(2.9)	2(0.1)	2(2.8)		3.80
		Sectional time (s)	17.73	11.54	12.18	12.53	12.88	12.80	11.53	11.21	11.76	12.06	12.50	12.69		
		Cumulative time (s)	151.41	133.68	122.14	109.96	97.43	84.55	71.75	60.22	49.01	37.26	25.19	12.69	2:31.40	
		Speed (m/s)	11.28	17.33	16.42	15.96	15.53	15.62	17.35	17.84	17.01	16.58	16.00	15.76	15.85	
		Stride length (m)	5.12	7.46	7.29	7.03	6.95	6.96	7.40	7.47	7.22	6.99	6.70	6.75	6.88	
		Stride duration (s)	0.443	0.430	0.444	0.440	0.448	0.445	0.427	0.418	0.424	0.421	0.419	0.428	0.434	
		Stride efficiency (%)	40.89	87.00	83.04	77.27	75.53	75.65	85.66	87.08	81.43	76.28	70.20	71.15	73.94	
		Stride count	39.10	26.80	27.44	28.44	28.77	28.74	27.01	26.79	27.71	28.63	29.84	29.64	348.91	

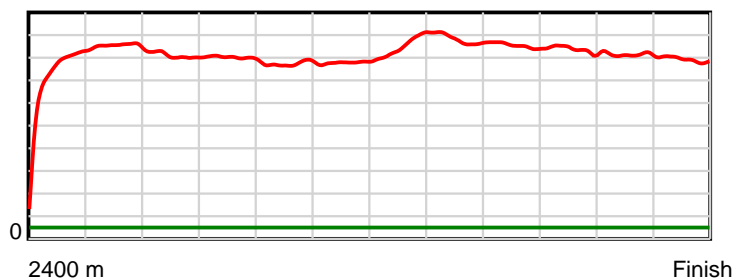
10 m Stride length



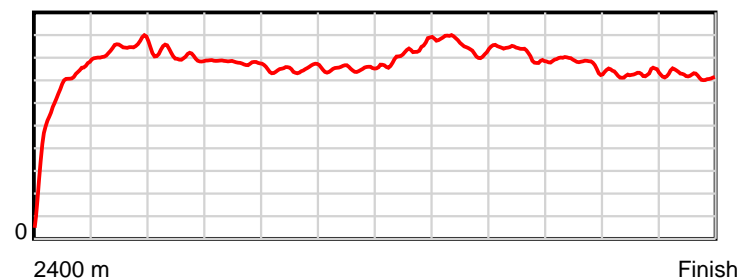
0.6 s Stride duration



20 m/sec Speed



100 % Stride efficiency



Note: Horizontal distance axis grid lines are 200m furlongs.

Disclaimer.

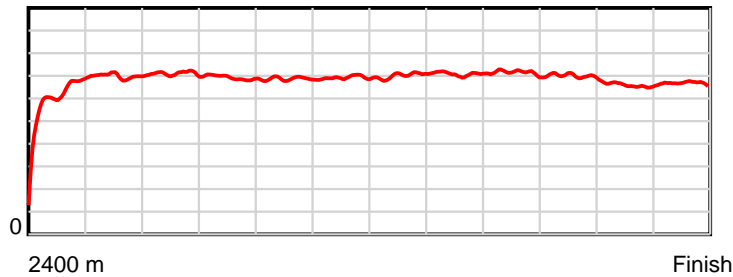
Tasracing Pty Ltd and Thoroughbred Ratings Pty Ltd accepts no responsibility for the completeness or accuracy of any of the information contained herein, and makes no representations about its suitability for any particular purpose. Users should make their own judgements about those matters and/or seek independent advice. You assume all risks associated with use of the data provided on this page.

Race Results

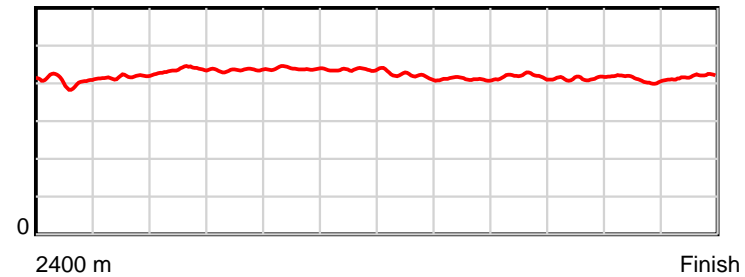
February 09, 2014, Race 8, HOBART CUP, Distance 2400m, Elwick Course Proper - Offset 3m

Result	TAB no.	Horse (Barrier)	2400 to	2200m to	2000m to	1800m to	1600m to	1400m to	1200m to	1000m to	800m to	600m to	400m to	200m to	Total or	Margin
4th	5	Surpass (8)	2200m	2000m	1800m	1600m	1400m	1200m	1000m	800m	600m	400m	200m	WP	Average	
		Position in running (margin)	-	4(4.2)	4(4.8)	4(6.3)	5(7.2)	5(9.5)	4(8.3)	6(6.9)	6(5.6)	6(4.7)	5(3.3)	5(4.7)		3.90
		Sectional time (s)	17.36	11.76	12.15	12.60	12.91	12.64	11.97	11.45	11.66	12.31	12.28	12.37		
		Cumulative time (s)	151.43	134.07	122.32	110.17	97.58	84.67	72.03	60.07	48.62	36.96	24.65	12.37	2:31.43	
		Speed (m/s)	11.52	17.01	16.46	15.87	15.49	15.82	16.71	17.47	17.15	16.25	16.29	16.17	15.85	
		Stride length (m)	4.88	7.10	7.17	6.91	6.80	6.90	7.04	7.18	7.18	6.71	6.68	6.74	6.71	
		Stride duration (s)	0.416	0.417	0.436	0.435	0.439	0.436	0.421	0.411	0.419	0.413	0.410	0.417	0.423	
		Stride efficiency (%)	37.18	78.68	80.43	74.71	72.29	74.41	77.45	80.63	80.59	70.35	69.75	70.99	70.26	
		Stride count	41.00	28.19	27.88	28.93	29.41	28.98	28.41	27.84	27.85	29.81	29.94	29.67	357.91	

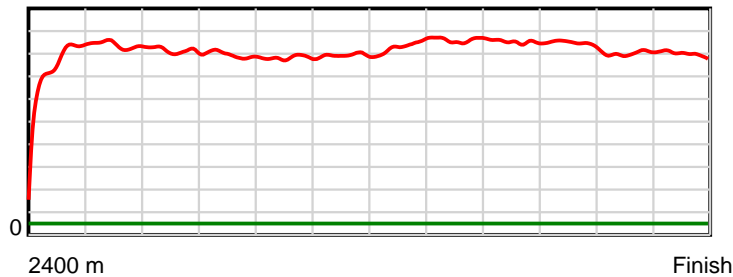
10 m Stride length



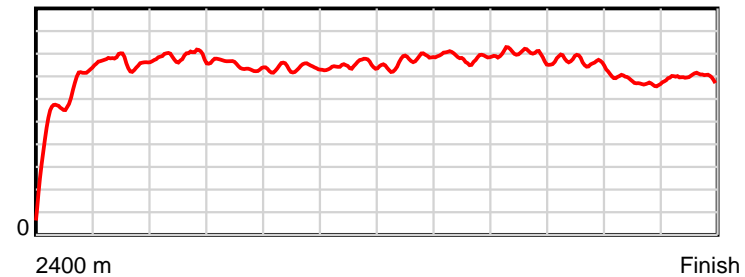
0.6 s Stride duration



20 m/sec Speed



100 % Stride efficiency



Note: Horizontal distance axis grid lines are 200m furlongs.


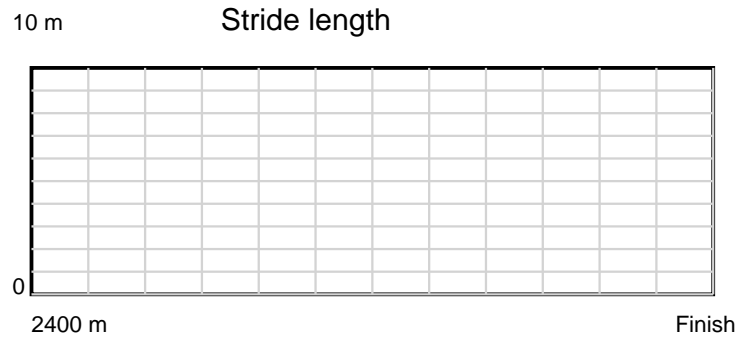
Disclaimer.

Tasracing Pty Ltd and Thoroughbred Ratings Pty Ltd accepts no responsibility for the completeness or accuracy of any of the information contained herein, and makes no representations about its suitability for any particular purpose. Users should make their own judgements about those matters and/or seek independent advice. You assume all risks associated with use of the data provided on this page.

Race Results

February 09, 2014, Race 8, HOBART CUP, Distance 2400m, Elwick Course Proper - Offset 3m

Result	TAB no.	Horse (Barrier)	2400 to	2200m to	2000m to	1800m to	1600m to	1400m to	1200m to	1000m to	800m to	600m to	400m to	200m to	Total or	Margin
5th	2	The Cleaner (5)														
		Position in running (margin)														
		Sectional time (s)														
		Cumulative time (s)														
		Speed (m/s)														
		Stride length (m)														
		Stride duration (s)														
		Stride efficiency (%)														
		Stride count														



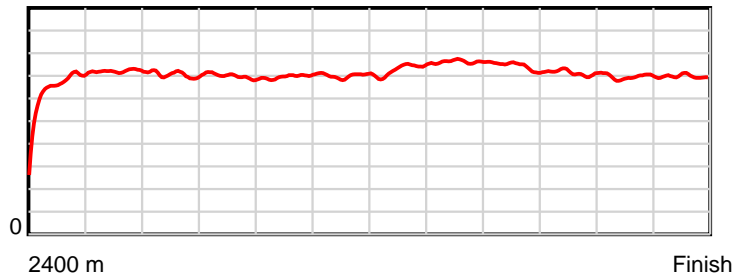
Note: Horizontal distance axis grid lines are 200m furlongs.

Race Results

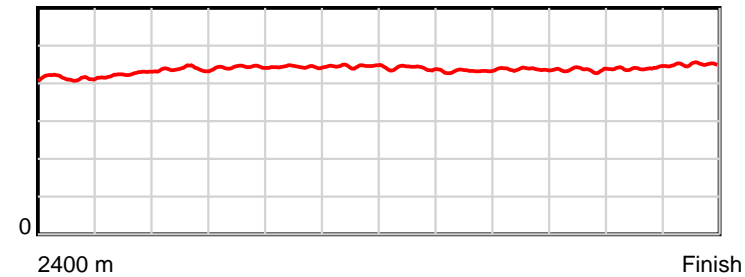
February 09, 2014, Race 8, HOBART CUP, Distance 2400m, Elwick Course Proper - Offset 3m

Result	TAB no.	Horse (Barrier)	2400 to	2200m to	2000m to	1800m to	1600m to	1400m to	1200m to	1000m to	800m to	600m to	400m to	200m to	Total or	Margin
6th	9	Magnapal (1)	2200m	2000m	1800m	1600m	1400m	1200m	1000m	800m	600m	400m	200m	WP	Average	
		Position in running (margin)	-	3(2.9)	3(2.8)	3(4.6)	3(5.7)	3(7.3)	3(7.2)	3(5.9)	4(3.6)	4(3.7)	4(2.5)	6(5.2)		6.60
		Sectional time (s)	17.25	11.64	12.21	12.62	12.79	12.82	11.98	11.28	11.82	12.35	12.49	12.69		
		Cumulative time (s)	151.94	134.69	123.06	110.85	98.23	85.44	72.62	60.64	49.36	37.53	25.19	12.69	2:31.94	
		Speed (m/s)	11.59	17.18	16.38	15.85	15.64	15.60	16.69	17.73	16.92	16.19	16.01	15.76	15.80	
		Stride length (m)	5.13	7.30	7.16	7.01	6.93	6.96	7.35	7.67	7.39	7.06	7.04	7.09	6.94	
		Stride duration (s)	0.433	0.425	0.437	0.443	0.443	0.446	0.440	0.432	0.437	0.436	0.440	0.450	0.439	
		Stride efficiency (%)	41.12	83.33	80.17	76.88	75.10	75.69	84.32	91.82	85.43	77.99	77.36	78.53	75.31	
		Stride count	38.99	27.39	27.92	28.51	28.85	28.74	27.23	26.09	27.05	28.31	28.43	28.21	345.72	

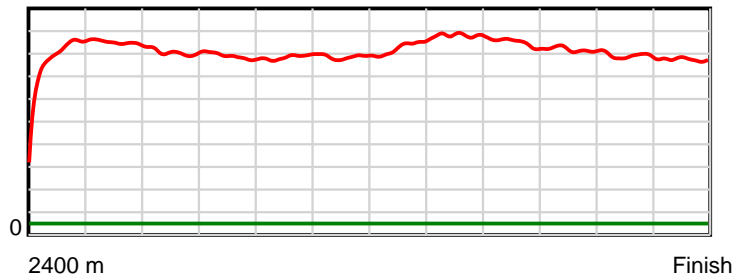
10 m Stride length



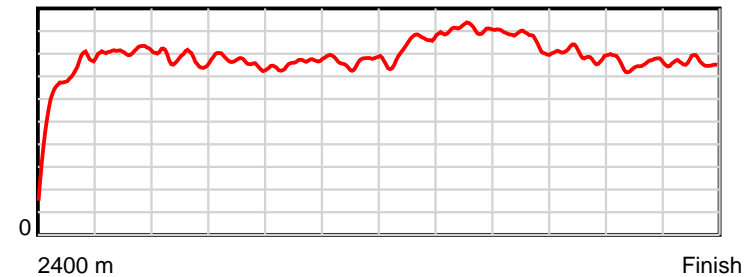
0.6 s Stride duration



20 m/sec Speed



100 % Stride efficiency



Note: Horizontal distance axis grid lines are 200m furlongs.

Disclaimer.

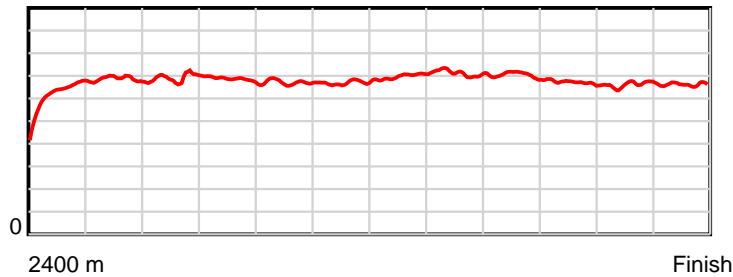
Tasracing Pty Ltd and Thoroughbred Ratings Pty Ltd accepts no responsibility for the completeness or accuracy of any of the information contained herein, and makes no representations about its suitability for any particular purpose. Users should make their own judgements about those matters and/or seek independent advice. You assume all risks associated with use of the data provided on this page.

Race Results

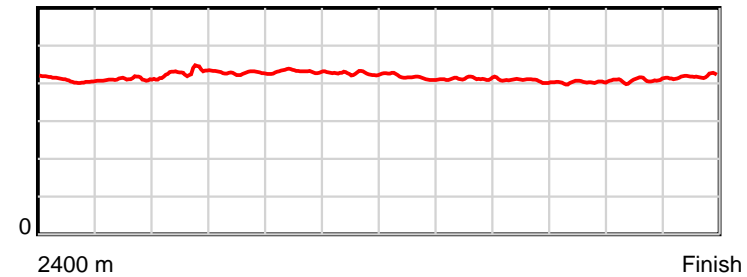
February 09, 2014, Race 8, HOBART CUP, Distance 2400m, Elwick Course Proper - Offset 3m

Result	TAB no.	Horse (Barrier)	2400 to	2200m to	2000m to	1800m to	1600m to	1400m to	1200m to	1000m to	800m to	600m to	400m to	200m to	Total or	Margin
7th	3	Unchain My Hea... (4)	2200m	2000m	1800m	1600m	1400m	1200m	1000m	800m	600m	400m	200m	WP	Average	
		Position in running (margin)	-	6(6.6)	7(7.0)	7(9.0)	7(8.6)	8(11.2)	8(11.0)	7(8.5)	8(7.8)	8(7.2)	7(5.8)	7(7.1)		7.60
		Sectional time (s)	17.87	11.71	12.24	12.38	12.96	12.81	11.78	11.53	11.72	12.30	12.28	12.56		
		Cumulative time (s)	152.14	134.27	122.56	110.32	97.95	84.99	72.18	60.40	48.87	37.14	24.85	12.56	2:32.13	
		Speed (m/s)	11.19	17.08	16.34	16.16	15.43	15.61	16.98	17.35	17.06	16.26	16.29	15.92	15.78	
		Stride length (m)	4.85	7.01	6.86	6.91	6.66	6.65	7.08	7.16	6.93	6.55	6.65	6.66	6.60	
		Stride duration (s)	0.424	0.411	0.420	0.427	0.432	0.426	0.417	0.413	0.406	0.403	0.408	0.418	0.418	
		Stride efficiency (%)	36.76	76.89	73.46	74.57	69.35	69.10	78.31	80.10	75.06	67.08	69.01	69.27	68.05	
		Stride count	41.24	28.51	29.17	28.95	30.02	30.08	28.25	27.93	28.86	30.53	30.10	30.04	363.68	

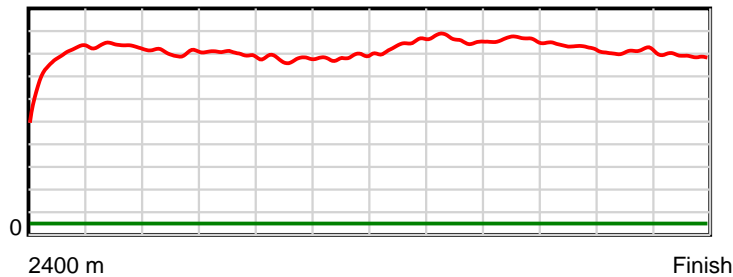
10 m Stride length



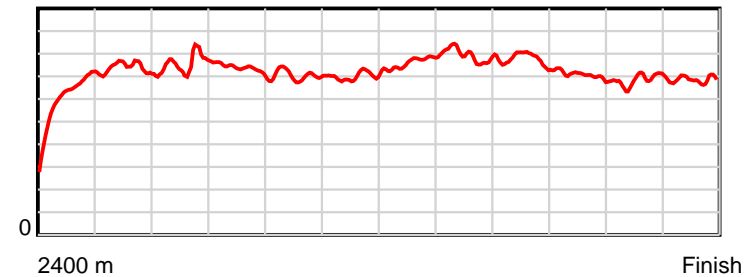
0.6 s Stride duration



20 m/sec Speed



100 % Stride efficiency



Note: Horizontal distance axis grid lines are 200m furlongs.

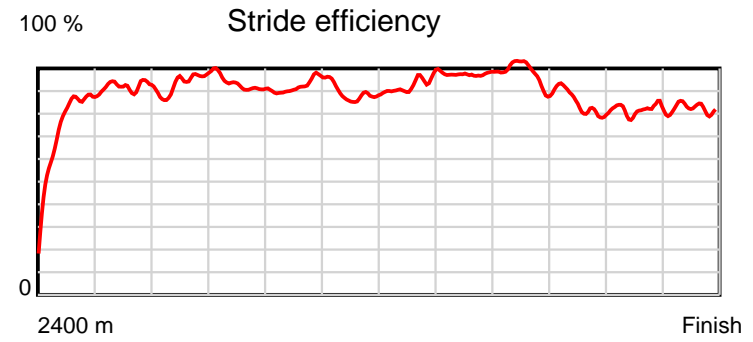
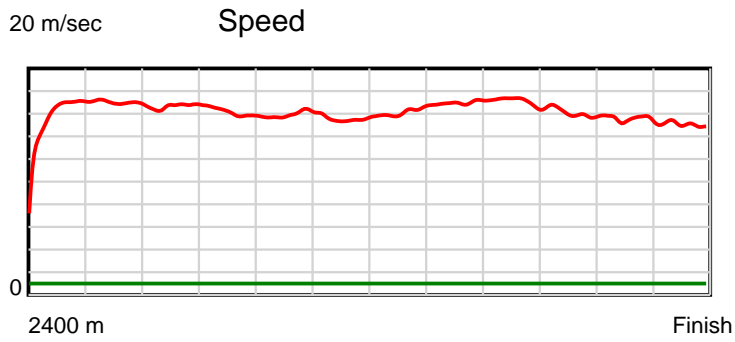
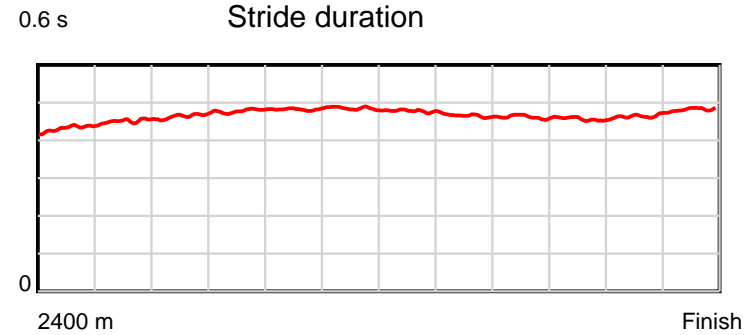
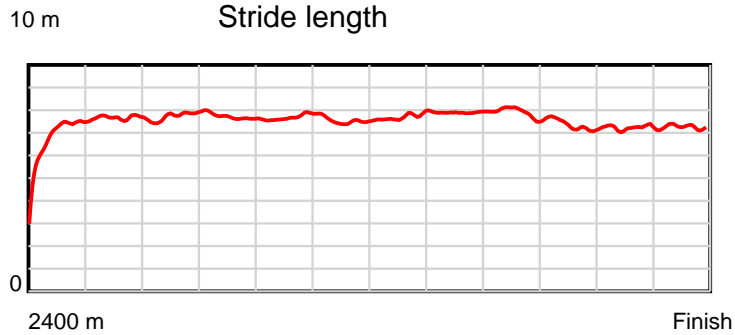
Disclaimer.

Tasracing Pty Ltd and Thoroughbred Ratings Pty Ltd accepts no responsibility for the completeness or accuracy of any of the information contained herein, and makes no representations about its suitability for any particular purpose. Users should make their own judgements about those matters and/or seek independent advice. You assume all risks associated with use of the data provided on this page.

Race Results

February 09, 2014, Race 8, HOBART CUP, Distance 2400m, Elwick Course Proper - Offset 3m

Result	TAB no.	Horse (Barrier)	2400 to	2200m to	2000m to	1800m to	1600m to	1400m to	1200m to	1000m to	800m to	600m to	400m to	200m to	Total or	Margin
8th	8	Relentless Pur... (2)	2200m	2000m	1800m	1600m	1400m	1200m	1000m	800m	600m	400m	200m	WP	Average	
		Position in running (margin)	-	1(0.0)	1(0.0)	1(0.0)	1(0.0)	1(0.0)	1(0.0)	1(0.0)	1(0.0)	1(0.0)	3(0.2)	3(4.0)		9.60
		Sectional time (s)	17.14	11.65	11.90	12.44	12.53	12.83	12.20	11.66	11.81	12.57	12.68	13.10		
		Cumulative time (s)	152.52	135.38	123.73	111.82	99.39	86.86	74.03	61.82	50.17	38.36	25.78	13.10	2:32.52	
		Speed (m/s)	11.67	17.17	16.81	16.08	15.96	15.59	16.39	17.15	16.93	15.91	15.77	15.27	15.74	
		Stride length (m)	5.40	7.76	7.80	7.69	7.70	7.55	7.83	7.98	7.82	7.26	7.31	7.36	7.38	
		Stride duration (s)	0.437	0.452	0.464	0.478	0.482	0.484	0.478	0.465	0.461	0.457	0.464	0.482	0.469	
		Stride efficiency (%)	45.57	94.01	95.08	92.47	92.58	89.00	95.81	99.49	95.46	82.43	83.60	84.75	85.12	
		Stride count	37.03	25.79	25.64	26.00	25.98	26.50	25.54	25.07	25.59	27.54	27.34	27.16	325.18	



Note: Horizontal distance axis grid lines are 200m furlongs.

Disclaimer.

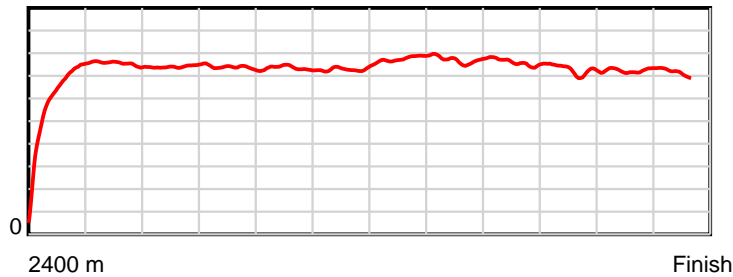
Tasracing Pty Ltd and Thoroughbred Ratings Pty Ltd accepts no responsibility for the completeness or accuracy of any of the information contained herein, and makes no representations about its suitability for any particular purpose. Users should make their own judgements about those matters and/or seek independent advice. You assume all risks associated with use of the data provided on this page.

Race Results

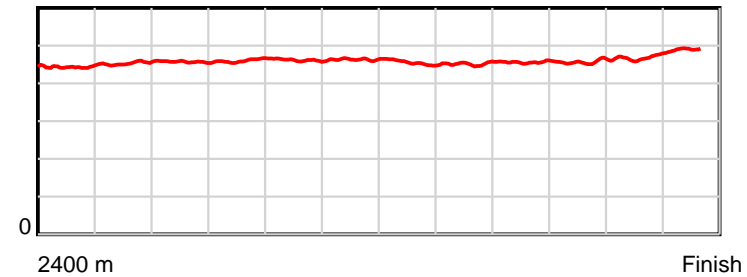
February 09, 2014, Race 8, HOBART CUP, Distance 2400m, Elwick Course Proper - Offset 3m

Result	TAB no.	Horse (Barrier)	2400 to	2200m to	2000m to	1800m to	1600m to	1400m to	1200m to	1000m to	800m to	600m to	400m to	200m to	Total or	Margin
9th	11	Can Get Thirst... (6)	2200m	2000m	1800m	1600m	1400m	1200m	1000m	800m	600m	400m	200m	WP	Average	
		Position in running (margin)	-	8(13.8)	5(5.2)	5(6.5)	4(6.2)	4(8.5)	5(8.7)	5(6.4)	5(5.6)	7(6.1)	8(7.4)	8(12.7)		19.90
		Sectional time (s)	19.65	10.22	12.12	12.39	12.92	12.85	11.82	11.53	11.89	12.76	12.94	13.43		
		Cumulative time (s)	154.53	134.88	124.65	112.53	100.15	87.23	74.37	62.56	51.03	39.13	26.38	13.43	2:34.53	
		Speed (m/s)	10.18	19.57	16.50	16.14	15.48	15.56	16.92	17.35	16.82	15.67	15.46	14.89	15.53	
		Stride length (m)	5.19	8.82	7.55	7.38	7.17	7.20	7.77	7.80	7.66	7.13	7.18	7.25	7.24	
		Stride duration (s)	0.476	0.451	0.457	0.457	0.463	0.463	0.459	0.450	0.455	0.455	0.465	0.487	0.466	
		Stride efficiency (%)	42.14	121.63	89.06	85.16	80.34	80.93	94.46	95.06	91.57	79.37	80.62	82.10	81.95	
		Stride count	38.51	22.67	26.49	27.09	27.89	27.79	25.72	25.64	26.13	28.06	27.84	27.59	331.42	

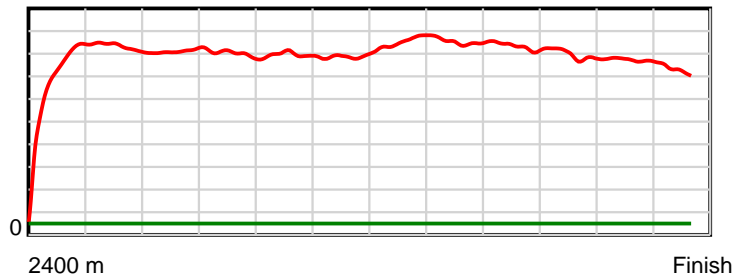
10 m Stride length



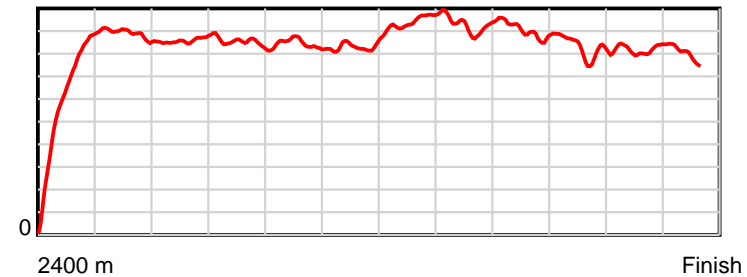
0.6 s Stride duration



20 m/sec Speed



100 % Stride efficiency



Note: Horizontal distance axis grid lines are 200m furlongs.

Disclaimer.

Tasracing Pty Ltd and Thoroughbred Ratings Pty Ltd accepts no responsibility for the completeness or accuracy of any of the information contained herein, and makes no representations about its suitability for any particular purpose. Users should make their own judgements about those matters and/or seek independent advice. You assume all risks associated with use of the data provided on this page.