



Race Results

Tasmanian Racing Club, Hobart, February 09, 2014

Compilation date: February 17, 2014, 2:49:23 PM (EST)

Copyright © 2014 Tasracing Pty Ltd. All rights reserved.

Trademarks.

StrideMASTER is a registered trademark of Thoroughbred Ratings Pty Ltd.

Disclaimer.

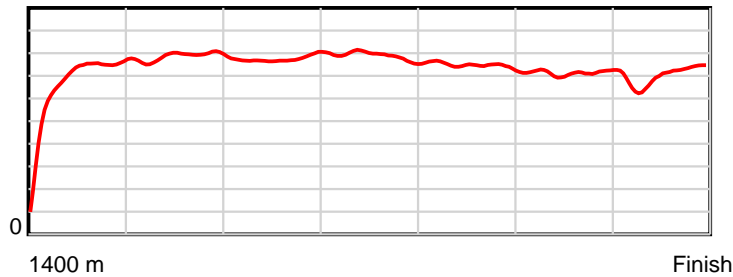
Tasracing Pty Ltd and Thoroughbred Ratings Pty Ltd accepts no responsibility for the completeness or accuracy of any of the information contained herein, and makes no representations about its suitability for any particular purpose. Users should make their own judgements about those matters and/or seek independent advice. You assume all risks associated with use of the data provided on this page.

Race Results

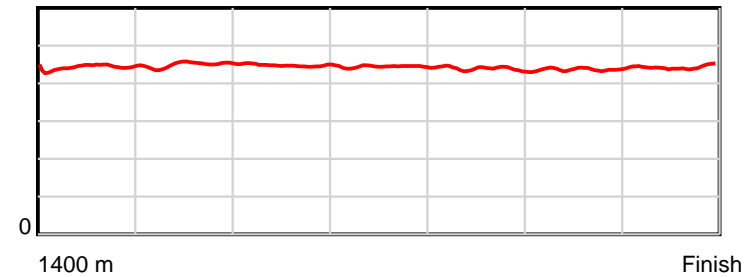
February 09, 2014, Race 9, WFA, Distance 1400m, Elwick Course Proper - Offset 3m

Result	TAB no.	Horse (Barrier)	1400 to	1200m to	1000m to	800m to	600m to	400m to	200m to	Total or	Margin
1st	2	Road Trippin' (1)	1200m	1000m	800m	600m	400m	200m	WP	Average	
		Position in running (margin)	-	2(0.0)	2(0.0)	3(0.0)	3(0.0)	4(0.0)	4(0.0)		0.00
		Sectional time (s)	15.54	11.31	11.59	11.35	12.00	12.25	11.97		
		Cumulative time (s)	86.01	70.47	59.15	47.57	36.22	24.22	11.97	1:26.01	
		Speed (m/s)	12.87	17.68	17.26	17.62	16.67	16.33	16.71	16.28	
		Stride length (m)	5.77	7.93	7.74	7.82	7.30	7.14	7.41	7.23	
		Stride duration (s)	0.447	0.448	0.448	0.443	0.438	0.437	0.443	0.444	
		Stride efficiency (%)	52.09	98.18	93.60	95.47	83.27	79.67	85.71	81.62	
		Stride count	34.64	25.23	25.84	25.59	27.40	28.01	27.01	193.72	

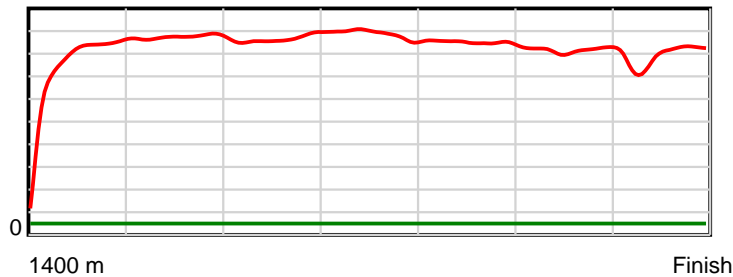
10 m Stride length



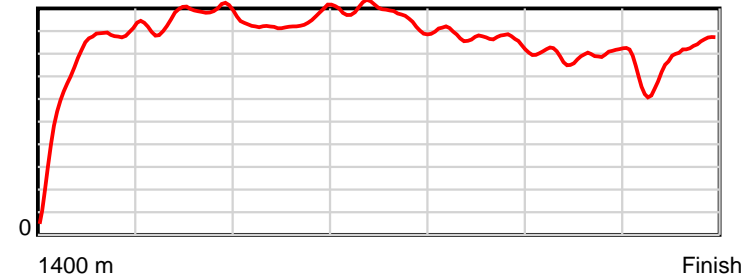
0.6 s Stride duration



20 m/sec Speed



100 % Stride efficiency



Note: Horizontal distance axis grid lines are 200m furlongs.

Disclaimer.

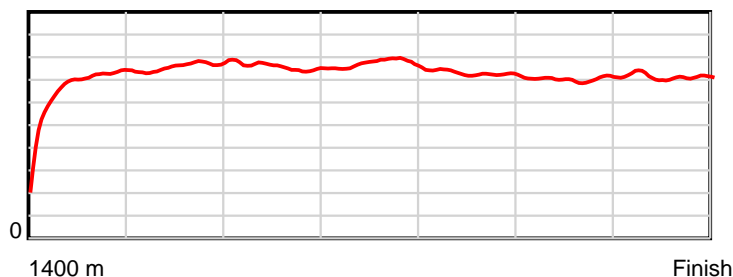
Tasracing Pty Ltd and Thoroughbred Ratings Pty Ltd accepts no responsibility for the completeness or accuracy of any of the information contained herein, and makes no representations about its suitability for any particular purpose. Users should make their own judgements about those matters and/or seek independent advice. You assume all risks associated with use of the data provided on this page.

Race Results

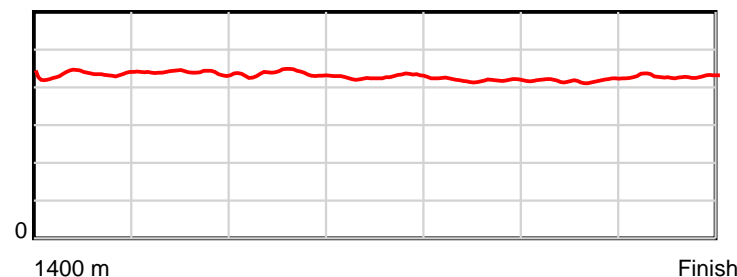
February 09, 2014, Race 9, WFA, Distance 1400m, Elwick Course Proper - Offset 3m

Result	TAB no.	Horse (Barrier)	1400 to	1200m to	1000m to	800m to	600m to	400m to	200m to	Total or	Margin
2nd	3	Jakcorijim (6)	1200m	1000m	800m	600m	400m	200m	WP	Average	
		Position in running (margin)	-	3(0.0)	3(0.0)	4(0.0)	4(0.0)	5(0.0)	3(0.0)		0.80
		Sectional time (s)	16.09	11.24	11.59	11.31	11.96	11.91	12.06		
		Cumulative time (s)	86.16	70.07	58.82	47.23	35.92	23.97	12.06	1:26.15	
		Speed (m/s)	12.43	17.79	17.26	17.68	16.72	16.79	16.58	16.25	
		Stride length (m)	5.62	7.81	7.51	7.55	7.01	7.03	7.11	7.02	
		Stride duration (s)	0.439	0.439	0.435	0.427	0.419	0.419	0.429	0.432	
		Stride efficiency (%)	49.36	95.23	88.15	89.05	76.69	77.22	78.95	76.99	
		Stride count	35.58	25.62	26.63	26.49	28.55	28.45	28.14	199.46	

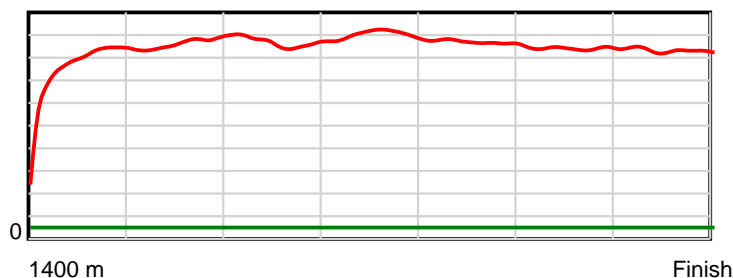
10 m Stride length



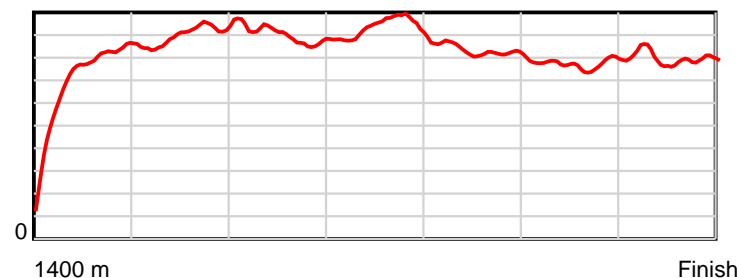
0.6 s Stride duration



20 m/sec Speed



100 % Stride efficiency



Note: Horizontal distance axis grid lines are 200m furlongs.

Disclaimer.

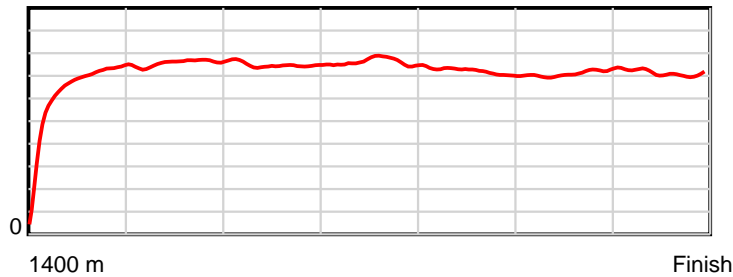
Tasracing Pty Ltd and Thoroughbred Ratings Pty Ltd accepts no responsibility for the completeness or accuracy of any of the information contained herein, and makes no representations about its suitability for any particular purpose. Users should make their own judgements about those matters and/or seek independent advice. You assume all risks associated with use of the data provided on this page.

Race Results

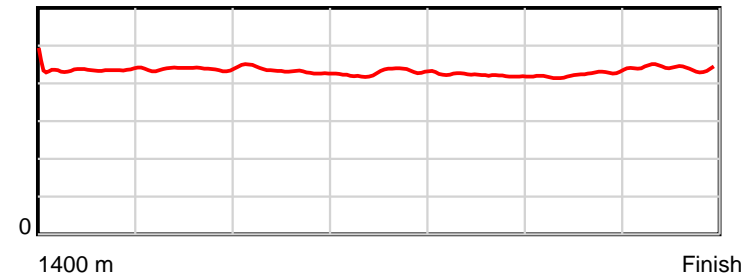
February 09, 2014, Race 9, WFA, Distance 1400m, Elwick Course Proper - Offset 3m

Result	TAB no.	Horse (Barrier)	1400 to	1200m to	1000m to	800m to	600m to	400m to	200m to	Total or	Margin
3rd	9	Rebel Bride (3)	1200m	1000m	800m	600m	400m	200m	WP	Average	
		Position in running (margin)	-	5(0.0)	5(0.0)	5(0.0)	5(0.0)	2(0.0)	2(0.0)		1.60
		Sectional time (s)	16.36	11.35	11.48	11.28	11.66	11.81	12.37		
		Cumulative time (s)	86.31	69.95	58.60	47.12	35.84	24.18	12.37	1:26.31	
		Speed (m/s)	12.23	17.62	17.42	17.73	17.15	16.93	16.17	16.22	
		Stride length (m)	5.63	7.72	7.55	7.60	7.22	7.18	7.15	7.08	
		Stride duration (s)	0.445	0.438	0.433	0.429	0.421	0.424	0.442	0.436	
		Stride efficiency (%)	49.55	93.01	89.07	90.23	81.38	80.47	79.79	78.27	
		Stride count	35.52	25.92	26.49	26.32	27.71	27.87	27.99	197.82	

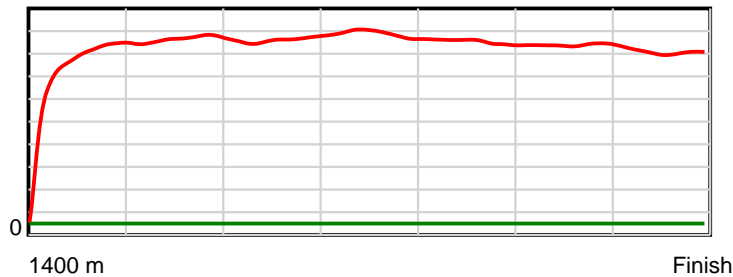
10 m Stride length



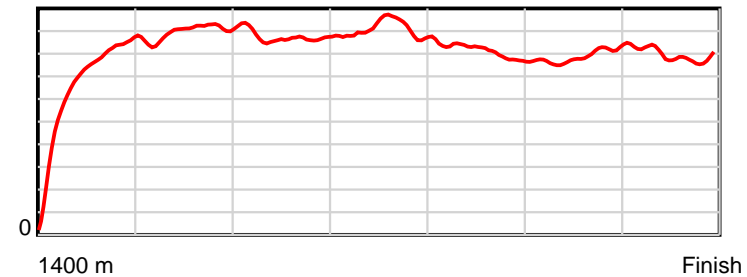
0.6 s Stride duration



20 m/sec Speed



100 % Stride efficiency



Note: Horizontal distance axis grid lines are 200m furlongs.

Disclaimer.

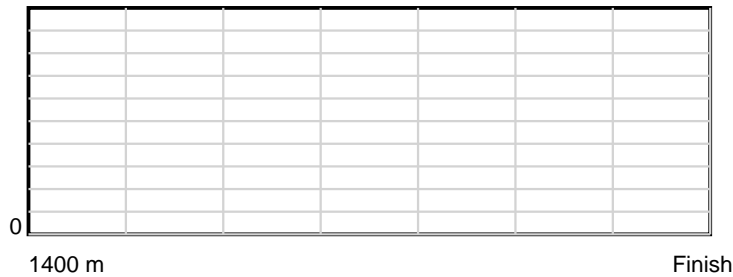
Tasracing Pty Ltd and Thoroughbred Ratings Pty Ltd accepts no responsibility for the completeness or accuracy of any of the information contained herein, and makes no representations about its suitability for any particular purpose. Users should make their own judgements about those matters and/or seek independent advice. You assume all risks associated with use of the data provided on this page.

Race Results


February 09, 2014, Race 9, WFA, Distance 1400m, Elwick Course Proper - Offset 3m

Result	TAB no.	Horse (Barrier)	1400 to	1200m to	1000m to	800m to	600m to	400m to	200m to	Total or	Margin
4th	8	Bishops Castle (8)	WP	Average							
		Position in running (margin)		1.70							
		Sectional time (s)									
		Cumulative time (s)	1:26.31								
		Speed (m/s)	16.22								
		Stride length (m)	nan								
		Stride duration (s)	nan								
		Stride efficiency (%)	nan								
		Stride count	0.00								

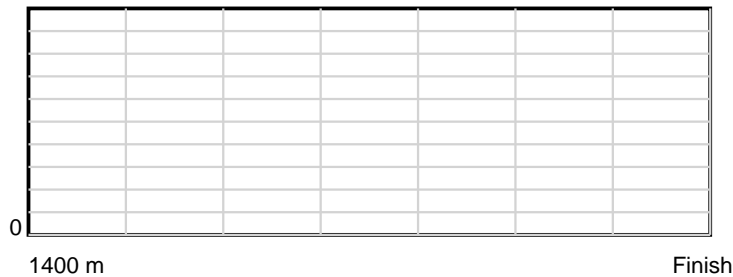
10 m Stride length



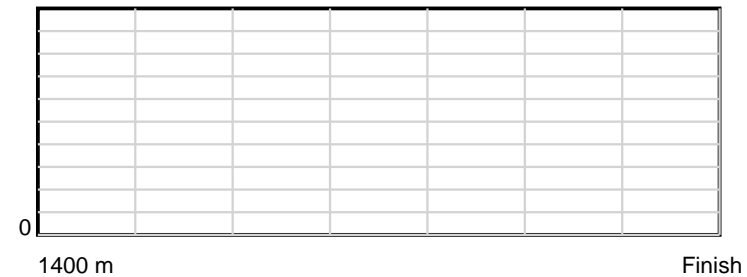
0.6 s Stride duration



20 m/sec Speed



100 % Stride efficiency



Note: Horizontal distance axis grid lines are 200m furlongs.

Disclaimer.

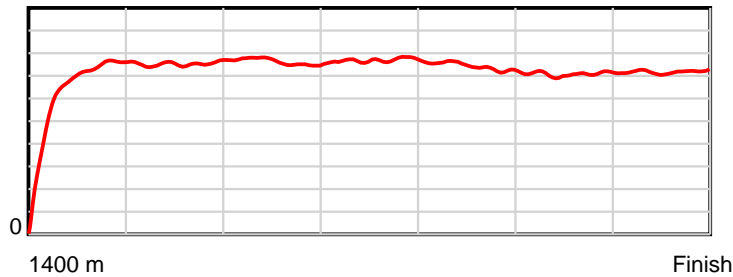
Tasracing Pty Ltd and Thoroughbred Ratings Pty Ltd accepts no responsibility for the completeness or accuracy of any of the information contained herein, and makes no representations about its suitability for any particular purpose. Users should make their own judgements about those matters and/or seek independent advice. You assume all risks associated with use of the data provided on this page.

Race Results

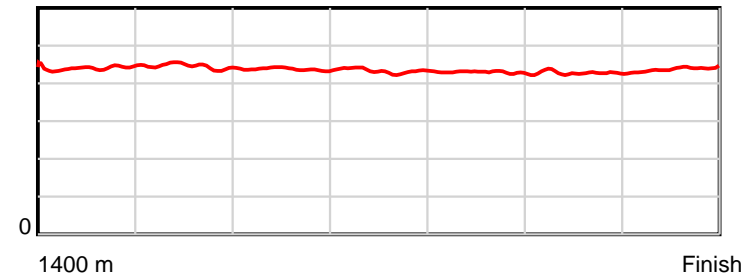
February 09, 2014, Race 9, WFA, Distance 1400m, Elwick Course Proper - Offset 3m

Result	TAB no.	Horse (Barrier)	1400 to	1200m to	1000m to	800m to	600m to	400m to	200m to	Total or	Margin
5th	6	Barysh Quest (7)	1200m	1000m	800m	600m	400m	200m	WP	Average	
		Position in running (margin)	-	6(0.0)	6(0.0)	8(0.0)	7(0.0)	6(0.0)	5(0.0)		4.20
		Sectional time (s)	16.43	11.55	11.41	11.27	11.86	12.12	12.15		
		Cumulative time (s)	86.79	70.36	58.81	47.40	36.13	24.27	12.15	1:26.79	
		Speed (m/s)	12.17	17.32	17.53	17.75	16.86	16.50	16.46	16.13	
		Stride length (m)	5.48	7.69	7.65	7.68	7.22	7.06	7.21	7.06	
		Stride duration (s)	0.436	0.444	0.436	0.433	0.428	0.428	0.438	0.437	
		Stride efficiency (%)	46.96	92.43	91.34	92.16	81.46	77.93	81.26	77.78	
		Stride count	36.48	26.01	26.16	26.04	27.70	28.32	27.73	198.44	

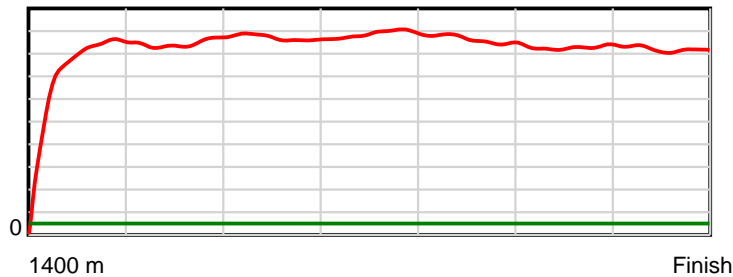
10 m Stride length



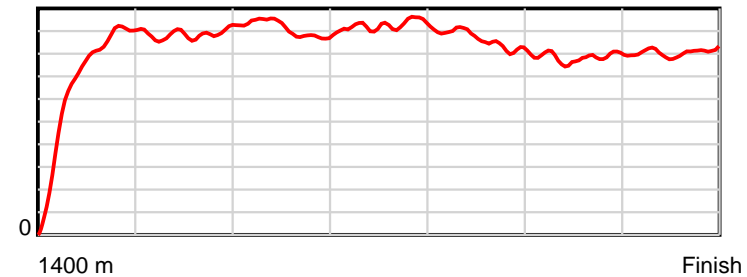
0.6 s Stride duration



20 m/sec Speed



100 % Stride efficiency



Note: Horizontal distance axis grid lines are 200m furlongs.

Disclaimer.

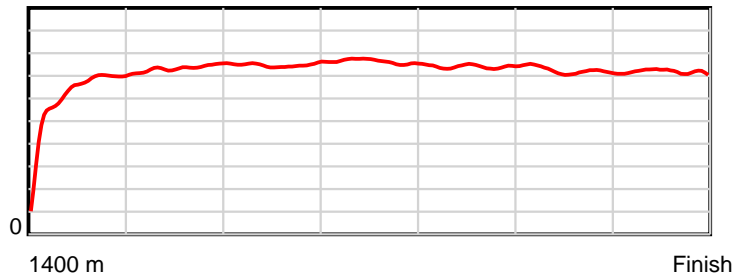
Tasracing Pty Ltd and Thoroughbred Ratings Pty Ltd accepts no responsibility for the completeness or accuracy of any of the information contained herein, and makes no representations about its suitability for any particular purpose. Users should make their own judgements about those matters and/or seek independent advice. You assume all risks associated with use of the data provided on this page.

Race Results

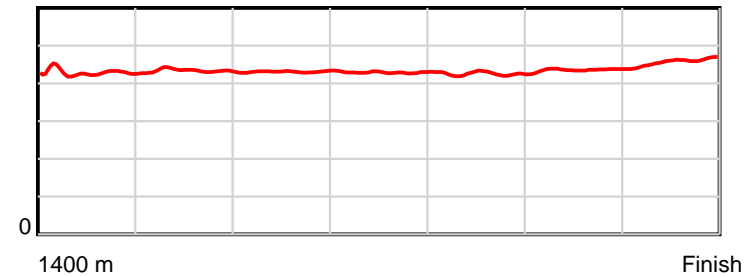
February 09, 2014, Race 9, WFA, Distance 1400m, Elwick Course Proper - Offset 3m

Result	TAB no.	Horse (Barrier)	1400 to	1200m to	1000m to	800m to	600m to	400m to	200m to	Total or	Margin
6th	5	Mister John (4)	1200m	1000m	800m	600m	400m	200m	WP	Average	
		Position in running (margin)	-	8(0.0)	8(0.0)	7(0.0)	6(0.0)	7(0.0)	7(0.0)		7.20
		Sectional time (s)	16.37	11.44	11.30	11.30	11.88	12.28	12.79		
		Cumulative time (s)	87.36	70.99	59.55	48.25	36.95	25.07	12.79	1:27.36	
		Speed (m/s)	12.22	17.48	17.70	17.70	16.84	16.29	15.64	16.03	
		Stride length (m)	5.32	7.58	7.62	7.59	7.16	7.10	7.17	6.98	
		Stride duration (s)	0.428	0.433	0.431	0.429	0.425	0.436	0.459	0.436	
		Stride efficiency (%)	44.21	89.70	90.82	89.98	80.02	78.80	80.37	76.12	
		Stride count	37.60	26.40	26.23	26.36	27.95	28.16	27.89	200.59	

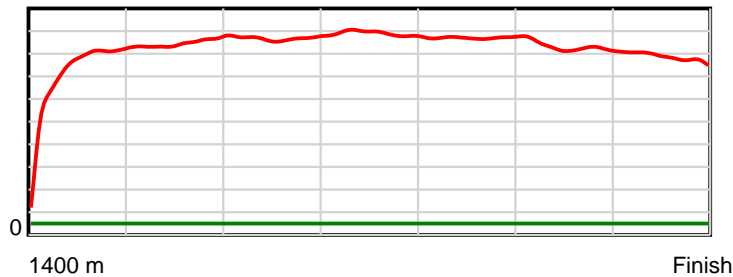
10 m Stride length



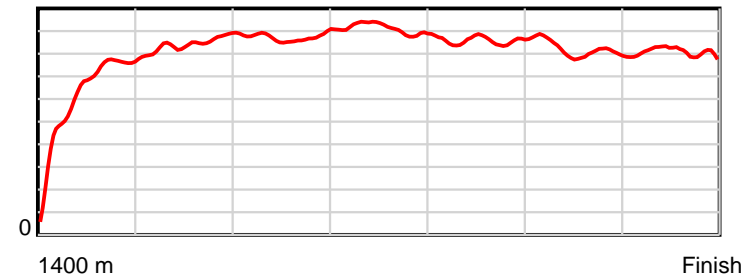
0.6 s Stride duration



20 m/sec Speed



100 % Stride efficiency



Note: Horizontal distance axis grid lines are 200m furlongs.

Disclaimer.

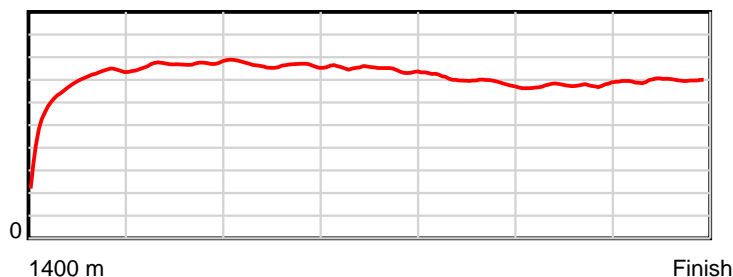
Tasracing Pty Ltd and Thoroughbred Ratings Pty Ltd accepts no responsibility for the completeness or accuracy of any of the information contained herein, and makes no representations about its suitability for any particular purpose. Users should make their own judgements about those matters and/or seek independent advice. You assume all risks associated with use of the data provided on this page.

Race Results

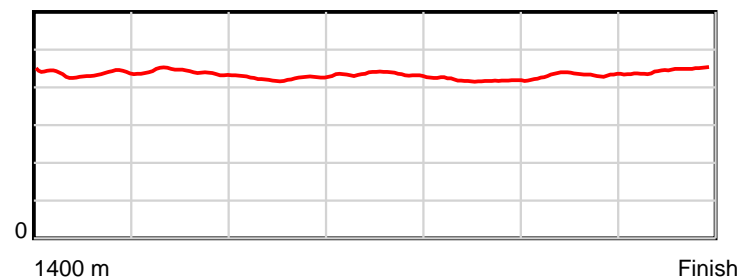
February 09, 2014, Race 9, WFA, Distance 1400m, Elwick Course Proper - Offset 3m

Result	TAB no.	Horse (Barrier)	1400 to	1200m to	1000m to	800m to	600m to	400m to	200m to	Total or	Margin
7th	4	Pengalas Gee G... (2)	1200m	1000m	800m	600m	400m	200m	WP	Average	
		Position in running (margin)	-	4(0.0)	4(0.0)	2(0.0)	2(0.0)	3(0.0)	6(0.0)		7.60
		Sectional time (s)	16.19	11.30	11.11	11.51	12.05	12.59	12.68		
		Cumulative time (s)	87.43	71.24	59.94	48.83	37.33	25.27	12.68	1:27.43	
		Speed (m/s)	12.35	17.70	18.00	17.38	16.60	15.89	15.77	16.01	
		Stride length (m)	5.56	7.80	7.62	7.55	6.94	6.87	7.02	6.97	
		Stride duration (s)	0.437	0.441	0.423	0.434	0.418	0.433	0.445	0.436	
		Stride efficiency (%)	48.38	95.10	90.84	88.96	75.25	73.79	76.94	76.00	
		Stride count	35.94	25.64	26.23	26.51	28.82	29.11	28.50	200.75	

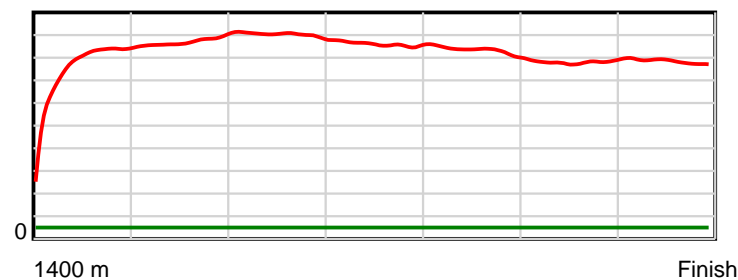
10 m Stride length



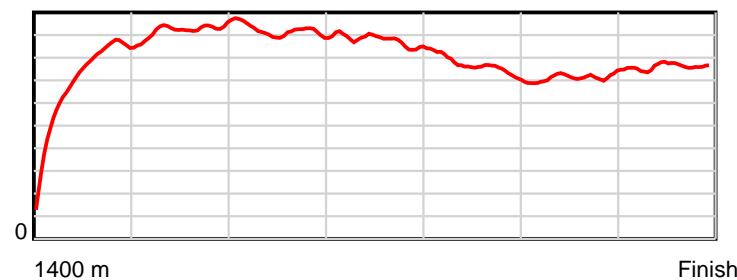
0.6 s Stride duration



20 m/sec Speed



100 % Stride efficiency



Note: Horizontal distance axis grid lines are 200m furlongs.

Disclaimer.

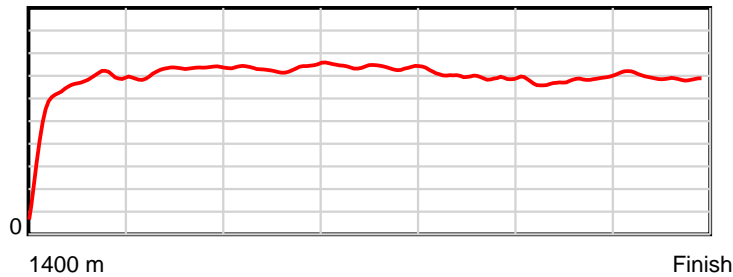
Tasracing Pty Ltd and Thoroughbred Ratings Pty Ltd accepts no responsibility for the completeness or accuracy of any of the information contained herein, and makes no representations about its suitability for any particular purpose. Users should make their own judgements about those matters and/or seek independent advice. You assume all risks associated with use of the data provided on this page.

Race Results

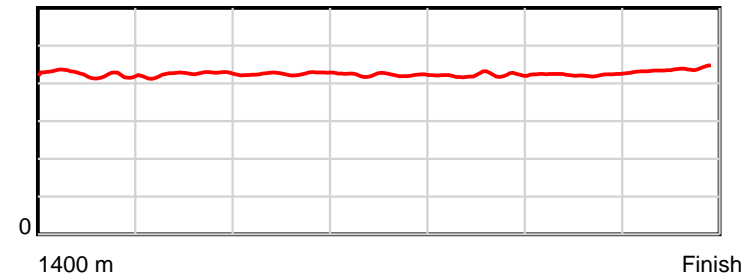
February 09, 2014, Race 9, WFA, Distance 1400m, Elwick Course Proper - Offset 3m

Result	TAB no.	Horse (Barrier)	1400 to	1200m to	1000m to	800m to	600m to	400m to	200m to	Total or	Margin
8th	7	Prince Obama (5)	1200m	1000m	800m	600m	400m	200m	WP	Average	
		Position in running (margin)	-	7(0.0)	7(0.0)	6(0.0)	8(0.0)	8(0.0)	8(0.0)		8.60
		Sectional time (s)	16.77	11.45	11.33	11.34	12.05	12.19	12.48		
		Cumulative time (s)	87.62	70.85	59.40	48.07	36.73	24.67	12.48	1:27.62	
		Speed (m/s)	11.92	17.47	17.65	17.64	16.60	16.41	16.03	15.98	
		Stride length (m)	5.14	7.41	7.52	7.45	6.98	6.94	7.00	6.82	
		Stride duration (s)	0.413	0.424	0.426	0.422	0.421	0.423	0.437	0.427	
		Stride efficiency (%)	41.32	85.72	88.29	86.62	76.13	75.26	76.65	72.60	
		Stride count	38.90	27.00	26.61	26.86	28.65	28.82	28.56	205.40	

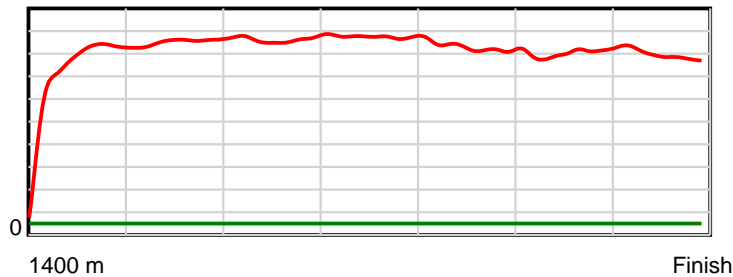
10 m Stride length



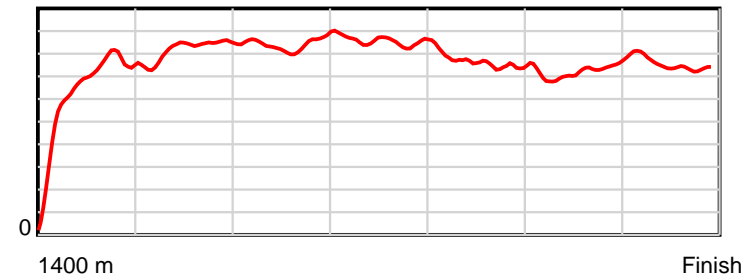
0.6 s Stride duration



20 m/sec Speed



100 % Stride efficiency



Note: Horizontal distance axis grid lines are 200m furlongs.

Disclaimer.

Tasracing Pty Ltd and Thoroughbred Ratings Pty Ltd accepts no responsibility for the completeness or accuracy of any of the information contained herein, and makes no representations about its suitability for any particular purpose. Users should make their own judgements about those matters and/or seek independent advice. You assume all risks associated with use of the data provided on this page.