



## Race Results

Tasmanian Turf Club, Launceston, February 12, 2014

Compilation date: February 17, 2014, 3:00:17 PM (EST)

Copyright © 2014 Tasracing Pty Ltd. All rights reserved.

### Trademarks.

StrideMASTER is a registered trademark of Thoroughbred Ratings Pty Ltd.

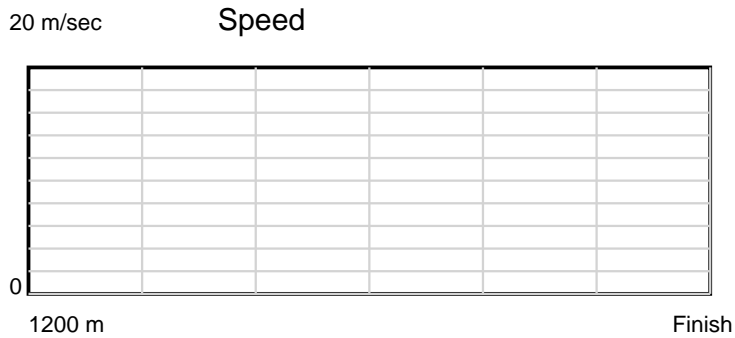
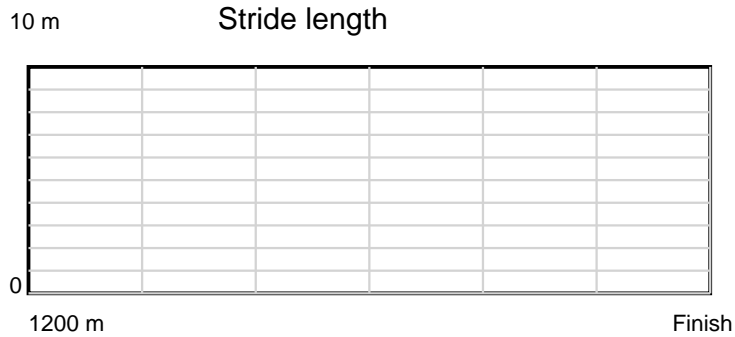
### Disclaimer.

Tasracing Pty Ltd and Thoroughbred Ratings Pty Ltd accepts no responsibility for the completeness or accuracy of any of the information contained herein, and makes no representations about its suitability for any particular purpose. Users should make their own judgements about those matters and/or seek independent advice. You assume all risks associated with use of the data provided on this page.

# Race Results

February 12, 2014, Race 3, 3Y HCP, Distance 1200m, Mowbray - Offset 7m

Result	TAB no.	Horse (Barrier)	1200 to	1000m to	800m to	600m to	400m to	200m to	Total or	Margin
1st	1	<b>Havana Stash (4)</b>								
		Position in running (margin)								
		Sectional time (s)								
		Cumulative time (s)								
		Speed (m/s)								
		Stride length (m)								
		Stride duration (s)								
		Stride efficiency (%)								
		Stride count								



Note: Horizontal distance axis grid lines are 200m furlongs.

**Disclaimer.**

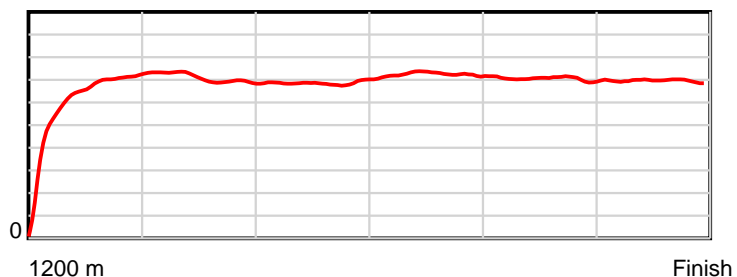
Tasracing Pty Ltd and Thoroughbred Ratings Pty Ltd accepts no responsibility for the completeness or accuracy of any of the information contained herein, and makes no representations about its suitability for any particular purpose. Users should make their own judgements about those matters and/or seek independent advice. You assume all risks associated with use of the data provided on this page.

# Race Results

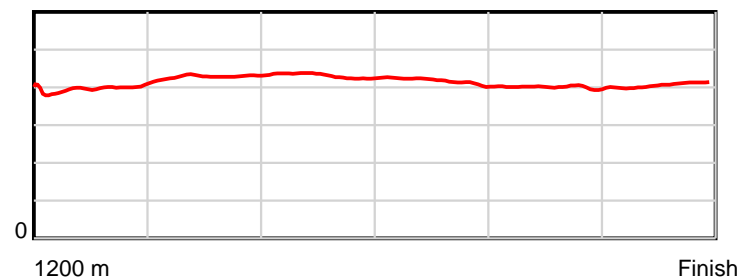
February 12, 2014, Race 3, 3Y HCP, Distance 1200m, Mowbray - Offset 7m

Result	TAB no.	Horse (Barrier)	1200 to	1000m to	800m to	600m to	400m to	200m to	Total or	Margin
2nd	6	<b>Incum Coming (10)</b>	<b>1000m</b>	<b>800m</b>	<b>600m</b>	<b>400m</b>	<b>200m</b>	<b>WP</b>	<b>Average</b>	
		Position in running (margin)	-	1(0.0)	1(0.0)	1(0.0)	1(0.0)	1(0.0)		0.80
		Sectional time (s)	13.56	12.12	12.94	11.40	11.45	11.78		
		Cumulative time (s)	73.25	59.69	47.57	34.63	23.23	11.78	1:13.25	
		Speed (m/s)	14.75	16.50	15.46	17.54	17.47	16.98	16.38	
		Stride length (m)	5.77	7.07	6.66	7.30	7.00	6.92	6.75	
		Stride duration (s)	0.393	0.428	0.431	0.416	0.401	0.408	0.412	
		Stride efficiency (%)	52.05	78.11	69.24	83.34	76.56	74.82	71.14	
		Stride count	34.65	28.29	30.05	27.39	28.57	28.90	177.85	

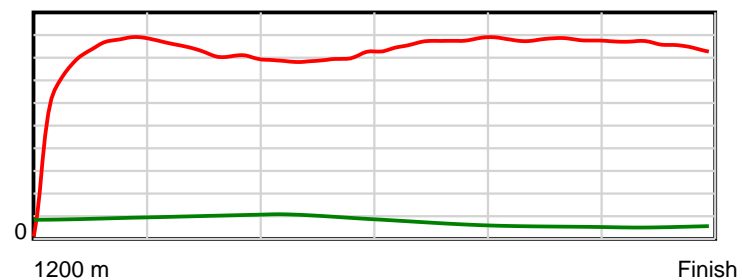
10 m Stride length



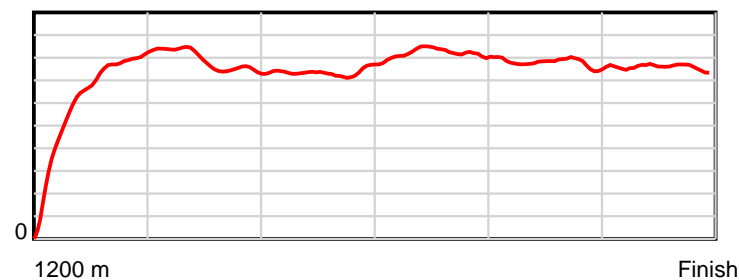
0.6 s Stride duration



20 m/sec Speed



100 % Stride efficiency



Note: Horizontal distance axis grid lines are 200m furlongs.

## Disclaimer.

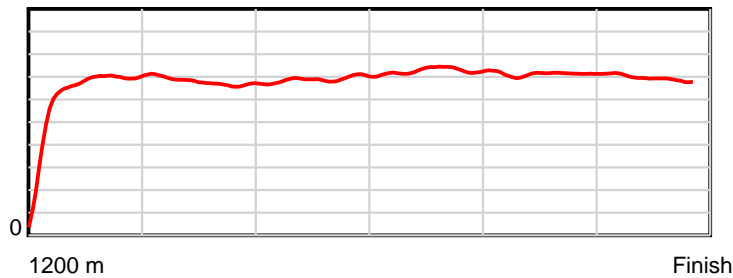
Tasracing Pty Ltd and Thoroughbred Ratings Pty Ltd accepts no responsibility for the completeness or accuracy of any of the information contained herein, and makes no representations about its suitability for any particular purpose. Users should make their own judgements about those matters and/or seek independent advice. You assume all risks associated with use of the data provided on this page.

# Race Results

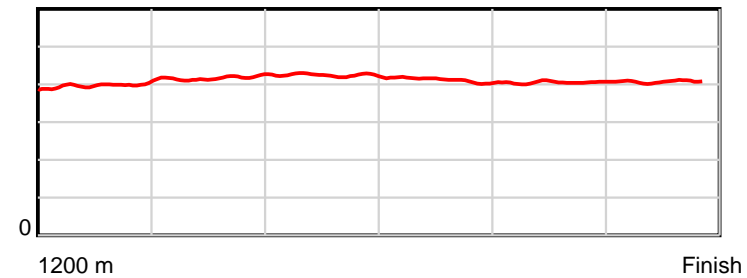
February 12, 2014, Race 3, 3Y HCP, Distance 1200m, Mowbray - Offset 7m

Result	TAB no.	Horse (Barrier)	1200 to	1000m to	800m to	600m to	400m to	200m to	Total or	Margin
3rd	7	<b>Liberty Height... (5)</b>	<b>1000m</b>	<b>800m</b>	<b>600m</b>	<b>400m</b>	<b>200m</b>	<b>WP</b>	<b>Average</b>	
		Position in running (margin)	-	3(2.7)	3(2.7)	2(2.0)	2(1.0)	2(1.2)		1.30
		Sectional time (s)	14.12	12.12	12.81	11.23	11.48	11.58		
		Cumulative time (s)	73.34	59.22	47.10	34.29	23.06	11.58	1:13.34	
		Speed (m/s)	14.17	16.50	15.61	17.81	17.42	17.27	16.36	
		Stride length (m)	5.57	6.84	6.63	7.35	7.05	7.03	6.69	
		Stride duration (s)	0.395	0.414	0.425	0.413	0.405	0.407	0.409	
		Stride efficiency (%)	48.40	73.12	68.76	84.43	77.75	77.26	69.97	
		Stride count	35.94	29.24	30.15	27.21	28.35	28.44	179.33	

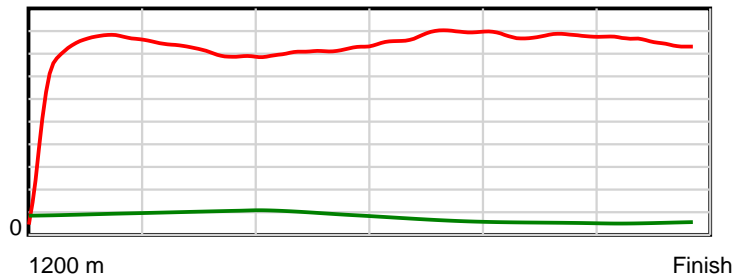
10 m Stride length



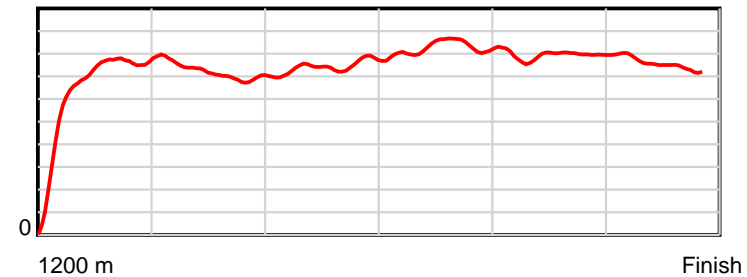
0.6 s Stride duration



20 m/sec Speed



100 % Stride efficiency



Note: Horizontal distance axis grid lines are 200m furlongs.

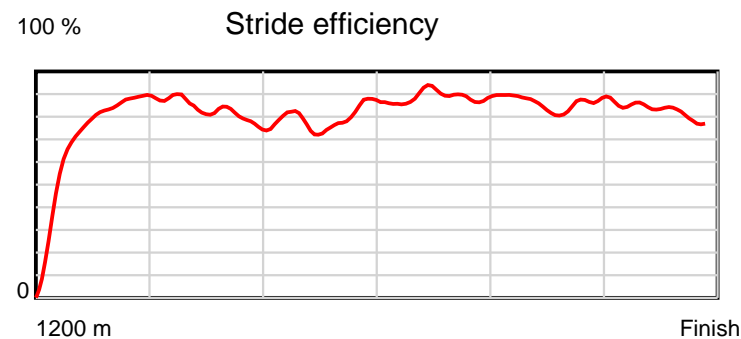
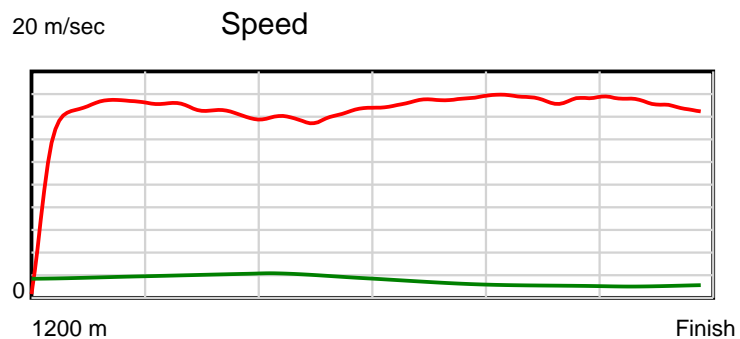
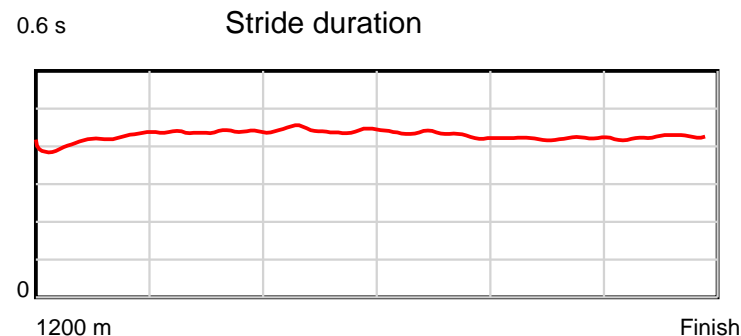
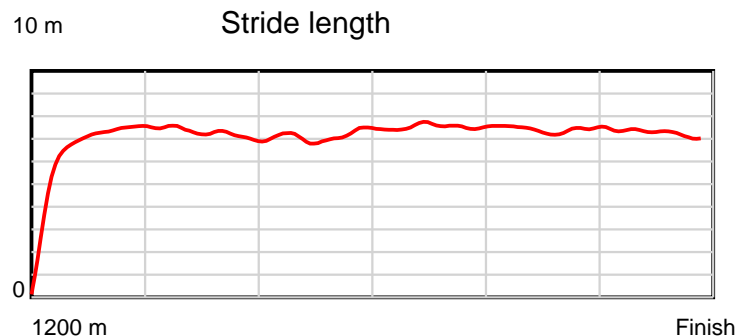
### Disclaimer.

Tasracing Pty Ltd and Thoroughbred Ratings Pty Ltd accepts no responsibility for the completeness or accuracy of any of the information contained herein, and makes no representations about its suitability for any particular purpose. Users should make their own judgements about those matters and/or seek independent advice. You assume all risks associated with use of the data provided on this page.

# Race Results

February 12, 2014, Race 3, 3Y HCP, Distance 1200m, Mowbray - Offset 7m

Result	TAB no.	Horse (Barrier)	1200 to	1000m to	800m to	600m to	400m to	200m to	Total or	Margin
4th	3	<b>Vigilante (3)</b>	<b>1000m</b>	<b>800m</b>	<b>600m</b>	<b>400m</b>	<b>200m</b>	<b>WP</b>	<b>Average</b>	
		Position in running (margin)	-	5(4.2)	4(3.0)	3(2.0)	4(2.0)	3(1.8)		1.40
		Sectional time (s)	14.18	11.92	12.77	11.40	11.41	11.67		
		Cumulative time (s)	73.36	59.18	47.26	34.48	23.08	11.67	1:13.36	
		Speed (m/s)	14.11	16.78	15.66	17.54	17.53	17.14	16.36	
		Stride length (m)	5.68	7.35	6.93	7.59	7.38	7.28	6.97	
		Stride duration (s)	0.409	0.438	0.442	0.433	0.421	0.425	0.426	
		Stride efficiency (%)	50.37	84.46	74.95	90.05	85.21	82.84	75.88	
		Stride count	35.23	27.20	28.88	26.35	27.08	27.47	172.21	



Note: Horizontal distance axis grid lines are 200m furlongs.

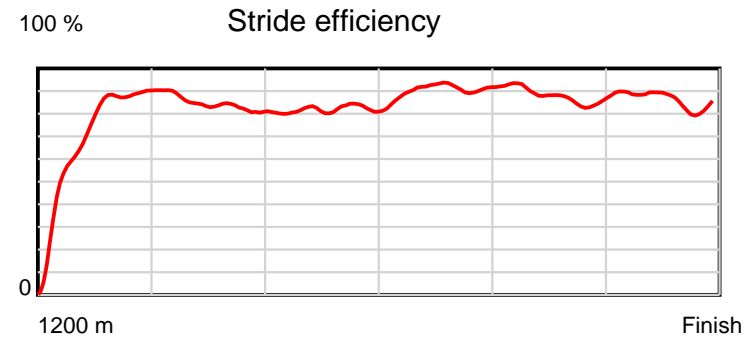
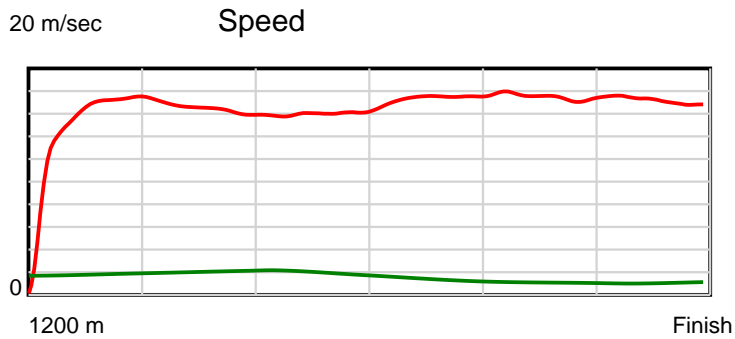
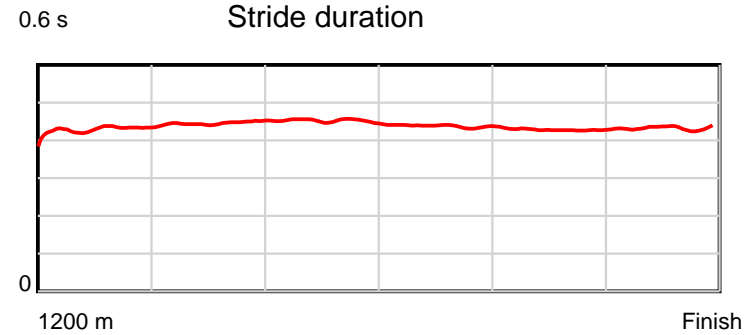
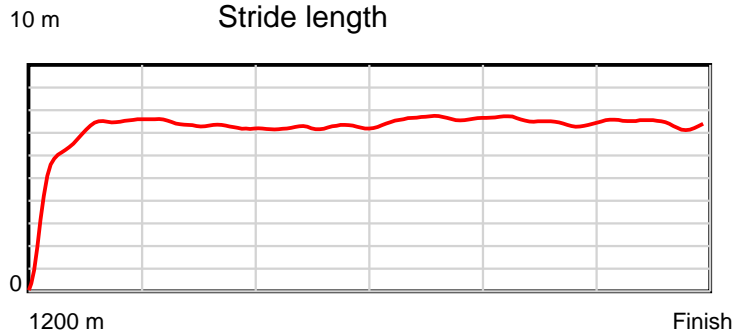
**Disclaimer.**

Tasracing Pty Ltd and Thoroughbred Ratings Pty Ltd accepts no responsibility for the completeness or accuracy of any of the information contained herein, and makes no representations about its suitability for any particular purpose. Users should make their own judgements about those matters and/or seek independent advice. You assume all risks associated with use of the data provided on this page.

# Race Results

February 12, 2014, Race 3, 3Y HCP, Distance 1200m, Mowbray - Offset 7m

Result	TAB no.	Horse (Barrier)	1200 to	1000m to	800m to	600m to	400m to	200m to	Total or	Margin
5th	9	Justamenace (2)	1000m	800m	600m	400m	200m	WP	Average	
		Position in running (margin)	-	2(1.9)	2(2.0)	4(2.0)	3(1.9)	4(2.7)		1.50
		Sectional time (s)	13.81	12.14	12.95	11.38	11.59	11.52		
		Cumulative time (s)	73.38	59.57	47.43	34.48	23.10	11.52	1:13.37	
		Speed (m/s)	14.49	16.47	15.44	17.57	17.26	17.36	16.35	
		Stride length (m)	5.95	7.34	6.97	7.69	7.39	7.55	7.10	
		Stride duration (s)	0.420	0.445	0.452	0.438	0.428	0.435	0.434	
		Stride efficiency (%)	55.33	84.19	76.01	92.44	85.37	89.07	78.70	
		Stride count	33.61	27.25	28.68	26.00	27.06	26.49	169.09	



Note: Horizontal distance axis grid lines are 200m furlongs.

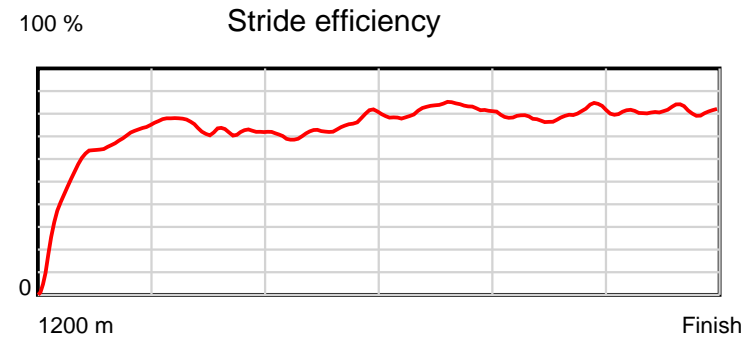
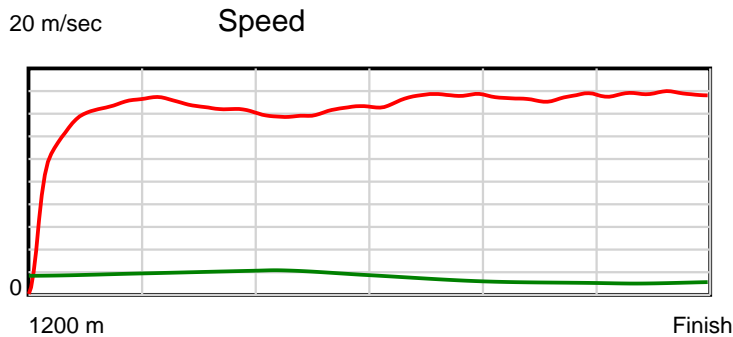
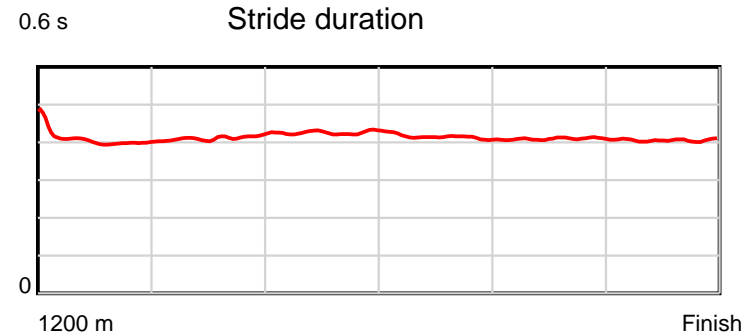
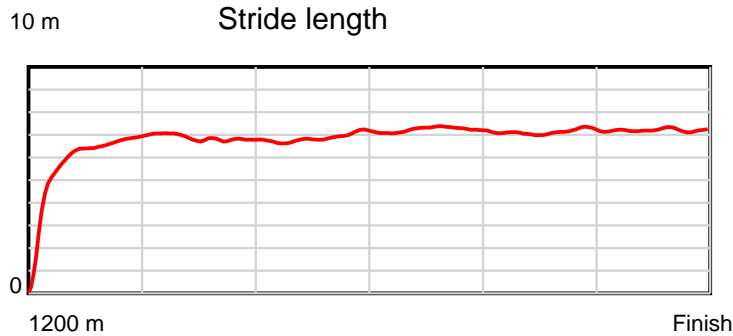
**Disclaimer.**

Tasracing Pty Ltd and Thoroughbred Ratings Pty Ltd accepts no responsibility for the completeness or accuracy of any of the information contained herein, and makes no representations about its suitability for any particular purpose. Users should make their own judgements about those matters and/or seek independent advice. You assume all risks associated with use of the data provided on this page.

# Race Results

February 12, 2014, Race 3, 3Y HCP, Distance 1200m, Mowbray - Offset 7m

Result	TAB no.	Horse (Barrier)	1200 to	1000m to	800m to	600m to	400m to	200m to	Total or	Margin
6th	4	<b>Frolicked (1)</b>	<b>1000m</b>	<b>800m</b>	<b>600m</b>	<b>400m</b>	<b>200m</b>	<b>WP</b>	<b>Average</b>	
		Position in running (margin)	-	4(4.1)	5(3.6)	5(2.7)	6(3.1)	7(4.3)		2.30
		Sectional time (s)	14.43	12.03	12.79	11.47	11.65	11.15		
		Cumulative time (s)	73.52	59.09	47.06	34.27	22.80	11.15	1:13.51	
		Speed (m/s)	13.86	16.63	15.64	17.44	17.17	17.94	16.32	
		Stride length (m)	5.66	6.82	6.66	7.22	7.01	7.28	6.73	
		Stride duration (s)	0.407	0.411	0.426	0.414	0.409	0.406	0.412	
		Stride efficiency (%)	50.11	72.74	69.27	81.48	76.89	82.78	70.73	
		Stride count	35.32	29.31	30.04	27.70	28.51	27.48	178.36	



Note: Horizontal distance axis grid lines are 200m furlongs.

**Disclaimer.**

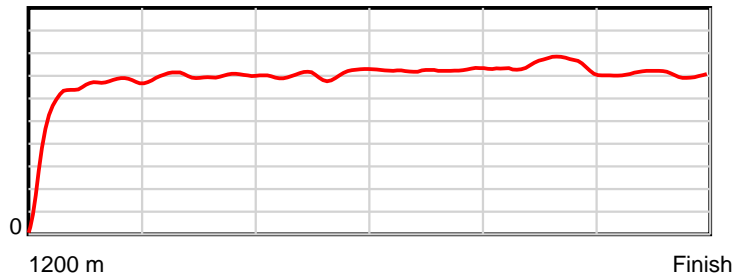
Tasracing Pty Ltd and Thoroughbred Ratings Pty Ltd accepts no responsibility for the completeness or accuracy of any of the information contained herein, and makes no representations about its suitability for any particular purpose. Users should make their own judgements about those matters and/or seek independent advice. You assume all risks associated with use of the data provided on this page.

# Race Results

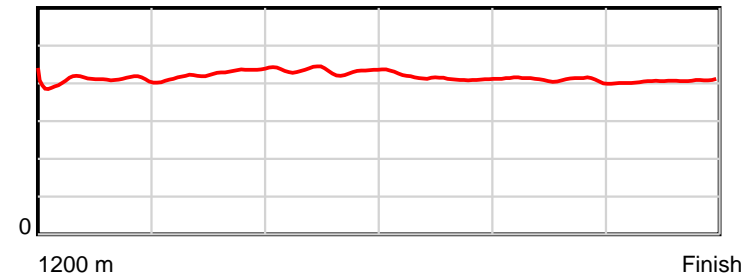
February 12, 2014, Race 3, 3Y HCP, Distance 1200m, Mowbray - Offset 7m

Result	TAB no.	Horse (Barrier)	1200 to	1000m to	800m to	600m to	400m to	200m to	Total or	Margin
7th	2	<b>Our Casanova (7)</b>	<b>1000m</b>	<b>800m</b>	<b>600m</b>	<b>400m</b>	<b>200m</b>	<b>WP</b>	<b>Average</b>	
		Position in running (margin)	-	6(4.2)	6(4.7)	7(3.4)	5(2.5)	5(3.0)		2.50
		Sectional time (s)	14.44	12.20	12.73	11.24	11.53	11.41		
		Cumulative time (s)	73.56	59.12	46.91	34.18	22.94	11.41	1:13.56	
		Speed (m/s)	13.85	16.39	15.71	17.79	17.35	17.53	16.31	
		Stride length (m)	5.63	6.94	6.82	7.39	7.09	7.13	6.78	
		Stride duration (s)	0.406	0.423	0.434	0.415	0.409	0.407	0.416	
		Stride efficiency (%)	49.57	75.20	72.71	85.30	78.64	79.52	71.86	
		Stride count	35.51	28.83	29.32	27.07	28.19	28.04	176.96	

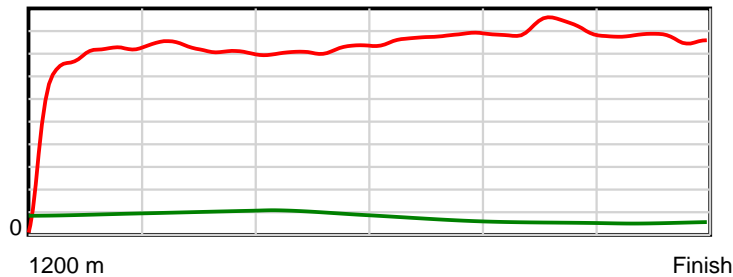
10 m Stride length



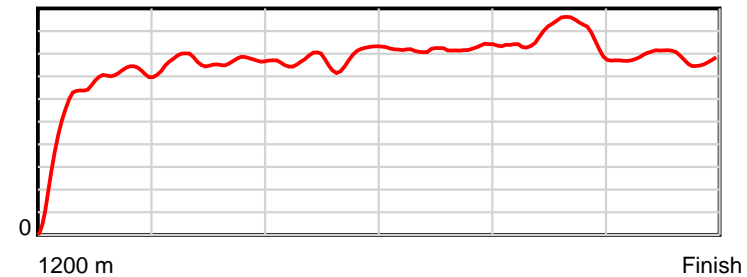
0.6 s Stride duration



20 m/sec Speed



100 % Stride efficiency



Note: Horizontal distance axis grid lines are 200m furlongs.

## Disclaimer.

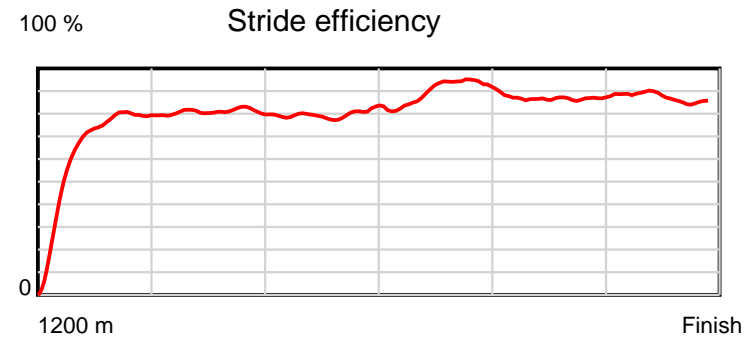
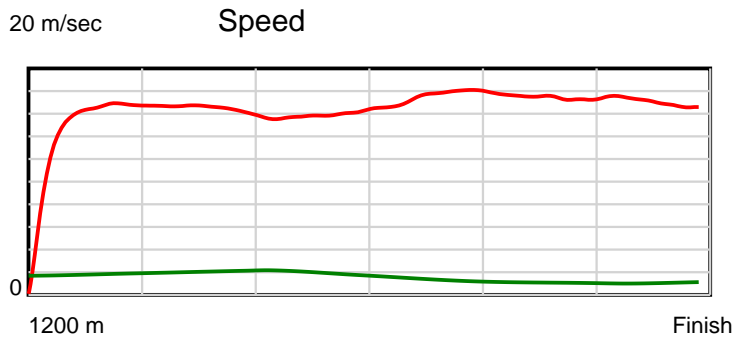
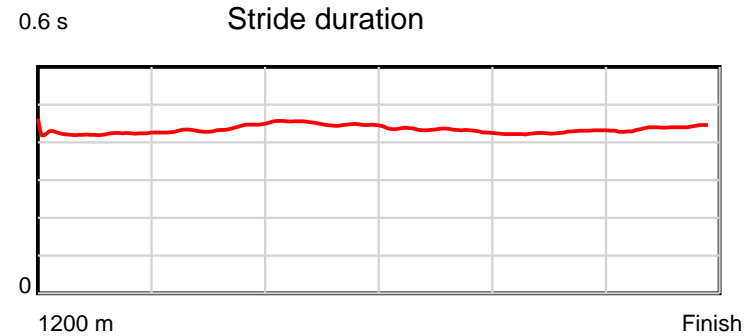
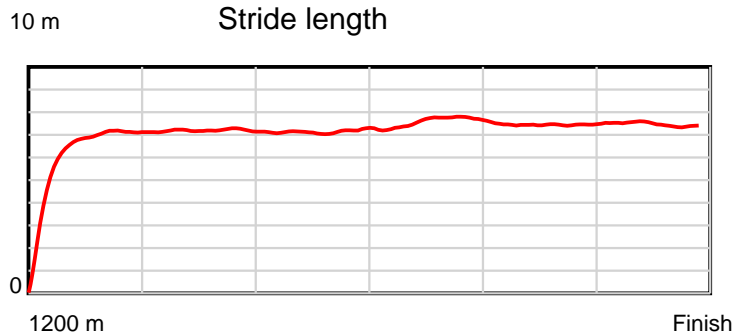
Tasracing Pty Ltd and Thoroughbred Ratings Pty Ltd accepts no responsibility for the completeness or accuracy of any of the information contained herein, and makes no representations about its suitability for any particular purpose. Users should make their own judgements about those matters and/or seek independent advice. You assume all risks associated with use of the data provided on this page.



# Race Results

February 12, 2014, Race 3, 3Y HCP, Distance 1200m, Mowbray - Offset 7m

Result	TAB no.	Horse (Barrier)	1200 to	1000m to	800m to	600m to	400m to	200m to	Total or	Margin
8th	8	<b>Bloodshot (6)</b>	<b>1000m</b>	<b>800m</b>	<b>600m</b>	<b>400m</b>	<b>200m</b>	<b>WP</b>	<b>Average</b>	
		Position in running (margin)	-	8(6.6)	9(6.0)	9(6.0)	9(5.0)	8(5.3)		6.00
		Sectional time (s)	14.72	12.02	12.94	11.24	11.50	11.79		
		Cumulative time (s)	74.21	59.49	47.47	34.53	23.29	11.79	1:14.20	
		Speed (m/s)	13.58	16.64	15.46	17.79	17.39	16.96	16.17	
		Stride length (m)	5.81	7.23	6.96	7.69	7.41	7.44	7.03	
		Stride duration (s)	0.428	0.434	0.450	0.432	0.426	0.438	0.435	
		Stride efficiency (%)	52.71	81.70	75.76	92.50	85.70	86.41	77.20	
		Stride count	34.44	27.66	28.72	26.00	27.01	26.90	170.73	



Note: Horizontal distance axis grid lines are 200m furlongs.

## Disclaimer.

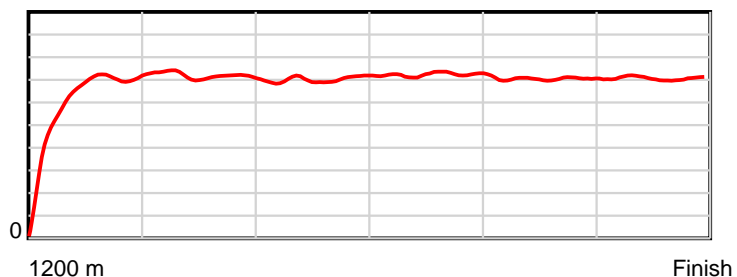
Tasracing Pty Ltd and Thoroughbred Ratings Pty Ltd accepts no responsibility for the completeness or accuracy of any of the information contained herein, and makes no representations about its suitability for any particular purpose. Users should make their own judgements about those matters and/or seek independent advice. You assume all risks associated with use of the data provided on this page.

# Race Results

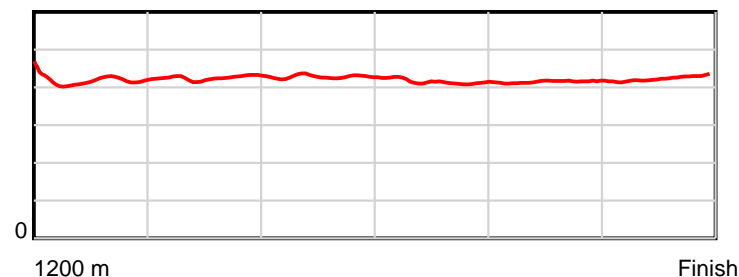
February 12, 2014, Race 3, 3Y HCP, Distance 1200m, Mowbray - Offset 7m

Result	TAB no.	Horse (Barrier)	1200 to	1000m to	800m to	600m to	400m to	200m to	Total or	Margin
9th	10	Down to the Wi... (9)	1000m	800m	600m	400m	200m	WP	Average	
		Position in running (margin)	-	7(5.3)	7(4.8)	6(3.2)	7(3.1)	9(5.6)		7.00
		Sectional time (s)	14.50	12.03	12.68	11.38	11.87	11.94		
		Cumulative time (s)	74.40	59.90	47.87	35.19	23.81	11.94	1:14.40	
		Speed (m/s)	13.79	16.63	15.77	17.57	16.85	16.75	16.13	
		Stride length (m)	5.72	7.07	6.76	7.28	6.99	7.11	6.78	
		Stride duration (s)	0.418	0.425	0.428	0.414	0.415	0.424	0.420	
		Stride efficiency (%)	51.21	78.05	71.32	82.86	76.36	78.89	71.77	
		Stride count	34.94	28.30	29.60	27.47	28.61	28.15	177.07	

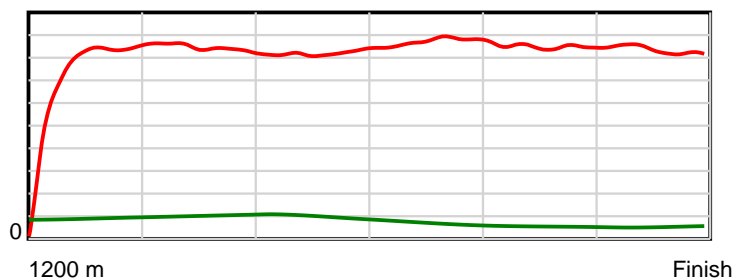
10 m Stride length



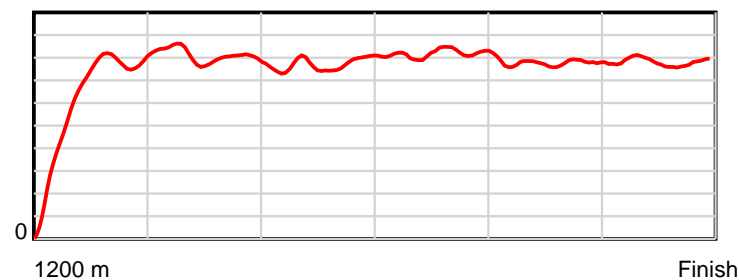
0.6 s Stride duration



20 m/sec Speed



100 % Stride efficiency



Note: Horizontal distance axis grid lines are 200m furlongs.

## Disclaimer.

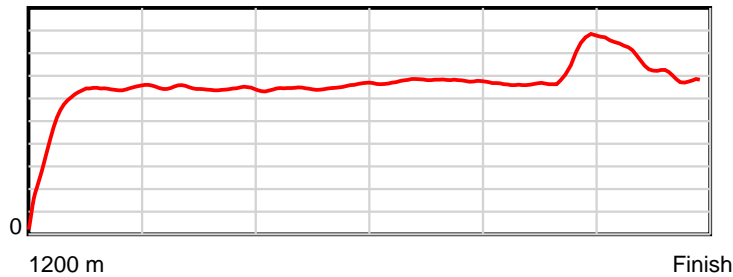
Tasracing Pty Ltd and Thoroughbred Ratings Pty Ltd accepts no responsibility for the completeness or accuracy of any of the information contained herein, and makes no representations about its suitability for any particular purpose. Users should make their own judgements about those matters and/or seek independent advice. You assume all risks associated with use of the data provided on this page.

# Race Results

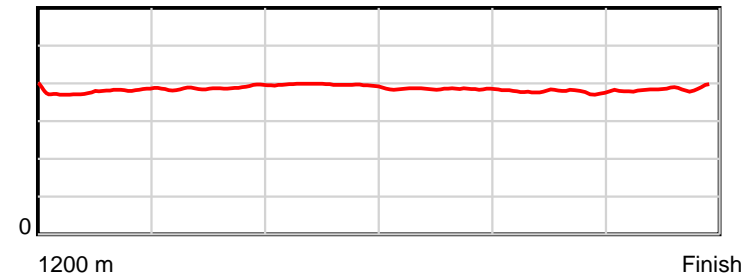
February 12, 2014, Race 3, 3Y HCP, Distance 1200m, Mowbray - Offset 7m

Result	TAB no.	Horse (Barrier)	1200 to	1000m to	800m to	600m to	400m to	200m to	Total or	Margin
10th	11	<b>Divine Archer (8)</b>	<b>1000m</b>	<b>800m</b>	<b>600m</b>	<b>400m</b>	<b>200m</b>	<b>WP</b>	<b>Average</b>	
		Position in running (margin)	-	9(7.5)	8(5.5)	8(5.0)	8(4.6)	6(3.6)		7.10
		Sectional time (s)	15.44	11.78	12.86	11.32	11.28	11.73		
		Cumulative time (s)	74.42	58.98	47.20	34.33	23.01	11.73	1:14.42	
		Speed (m/s)	12.95	16.98	15.55	17.67	17.73	17.05	16.12	
		Stride length (m)	5.10	6.55	6.17	6.83	6.72	6.56	6.26	
		Stride duration (s)	0.379	0.386	0.397	0.387	0.379	0.385	0.388	
		Stride efficiency (%)	40.58	67.00	59.45	72.82	70.52	67.28	61.19	
		Stride count	39.25	30.54	32.42	29.30	29.77	30.48	191.76	

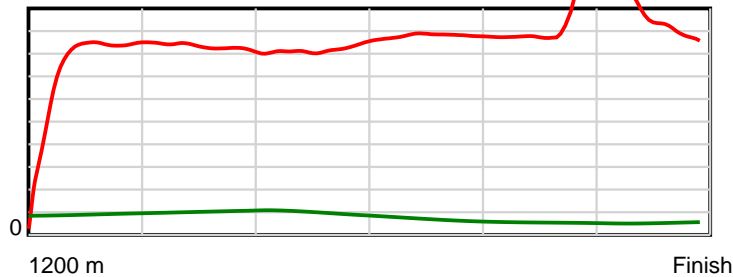
10 m Stride length



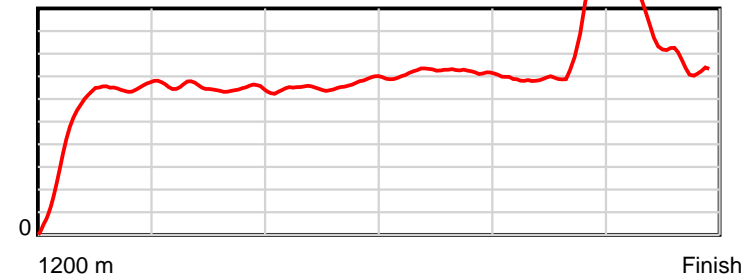
0.6 s Stride duration



20 m/sec Speed



100 % Stride efficiency



Note: Horizontal distance axis grid lines are 200m furlongs.

## Disclaimer.

Tasracing Pty Ltd and Thoroughbred Ratings Pty Ltd accepts no responsibility for the completeness or accuracy of any of the information contained herein, and makes no representations about its suitability for any particular purpose. Users should make their own judgements about those matters and/or seek independent advice. You assume all risks associated with use of the data provided on this page.