



Race Results

Tasmanian Turf Club, Launceston, February 12, 2014

Compilation date: February 17, 2014, 3:02:27 PM (EST)

Copyright © 2014 Tasracing Pty Ltd. All rights reserved.

Trademarks.

StrideMASTER is a registered trademark of Thoroughbred Ratings Pty Ltd.

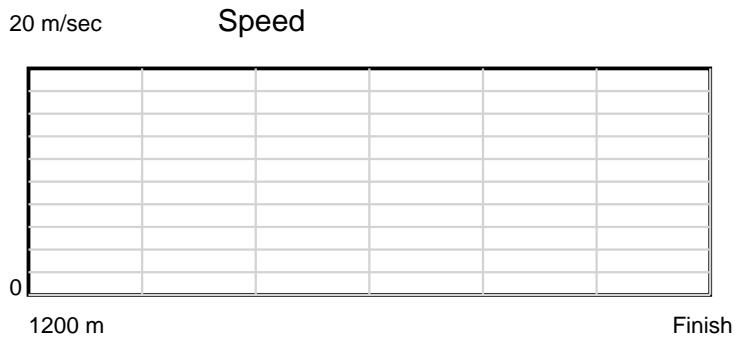
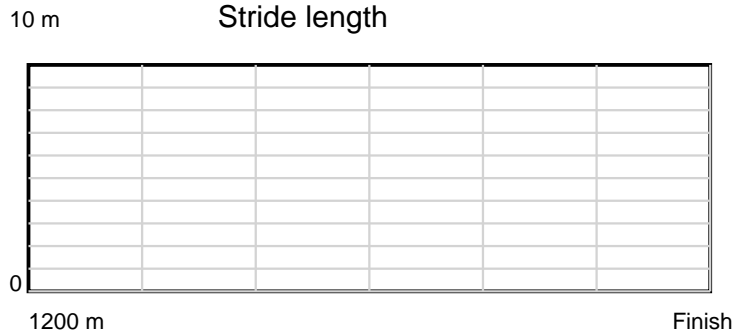
Disclaimer.

Tasracing Pty Ltd and Thoroughbred Ratings Pty Ltd accepts no responsibility for the completeness or accuracy of any of the information contained herein, and makes no representations about its suitability for any particular purpose. Users should make their own judgements about those matters and/or seek independent advice. You assume all risks associated with use of the data provided on this page.

Race Results

February 12, 2014, Race 5, CL2, Distance 1200m, Mowbray - Offset 7m

Result	TAB no.	Horse (Barrier)	1200 to	1000m to	800m to	600m to	400m to	200m to	Total or	Margin
1st	9	Yellow Tagh (11)	WP	Average						
		Position in running (margin)		0.00						
		Sectional time (s)								
		Cumulative time (s)	1:11.48							
		Speed (m/s)	16.79							
		Stride length (m)	nan							
		Stride duration (s)	nan							
		Stride efficiency (%)	nan							
		Stride count	0.00							



Note: Horizontal distance axis grid lines are 200m furlongs.

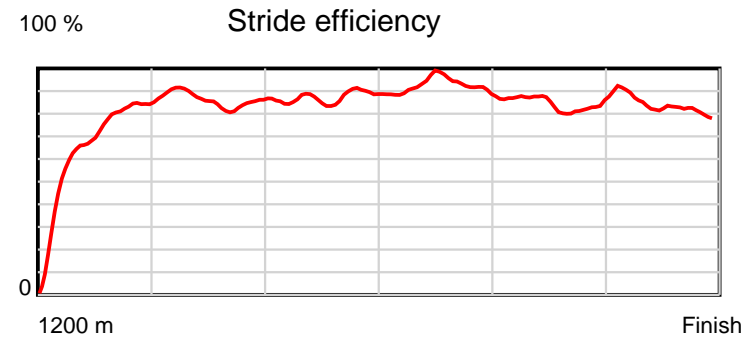
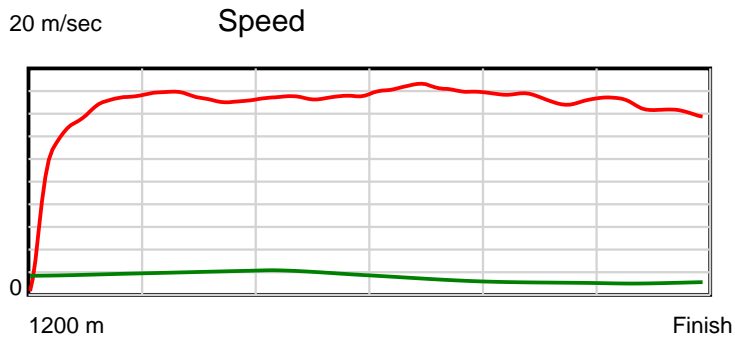
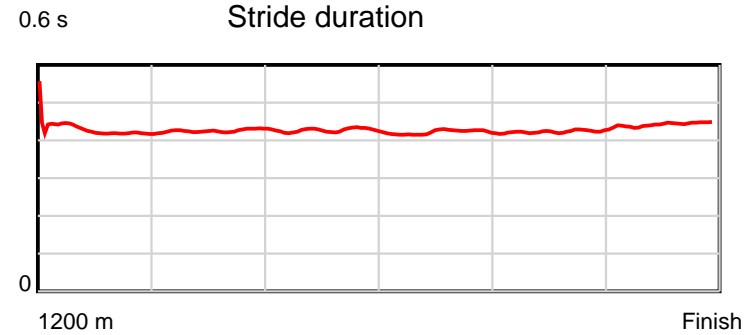
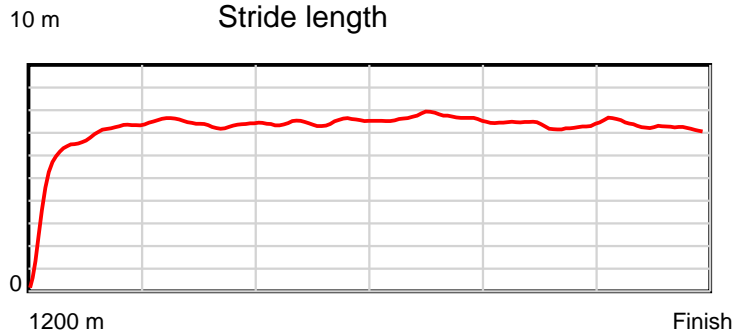
Disclaimer.

Tasracing Pty Ltd and Thoroughbred Ratings Pty Ltd accepts no responsibility for the completeness or accuracy of any of the information contained herein, and makes no representations about its suitability for any particular purpose. Users should make their own judgements about those matters and/or seek independent advice. You assume all risks associated with use of the data provided on this page.

Race Results

February 12, 2014, Race 5, CL2, Distance 1200m, Mowbray - Offset 7m

Result	TAB no.	Horse (Barrier)	1200 to	1000m to	800m to	600m to	400m to	200m to	Total or	Margin
2nd	10	My Angels (6)	1000m	800m	600m	400m	200m	WP	Average	
		Position in running (margin)	-	5(0.0)	6(0.0)	5(0.0)	4(0.0)	3(0.0)		0.20
		Sectional time (s)	13.48	11.44	12.02	10.79	11.56	12.23		
		Cumulative time (s)	71.52	58.04	46.60	34.58	23.79	12.23	1:11.51	
		Speed (m/s)	14.84	17.48	16.64	18.54	17.30	16.35	16.78	
		Stride length (m)	6.15	7.43	7.09	7.81	7.30	7.23	7.13	
		Stride duration (s)	0.418	0.425	0.426	0.421	0.422	0.442	0.425	
		Stride efficiency (%)	59.09	86.27	78.46	95.25	83.17	81.70	79.39	
		Stride count	32.52	26.92	28.23	25.62	27.41	27.66	168.36	



Note: Horizontal distance axis grid lines are 200m furlongs.

Disclaimer.

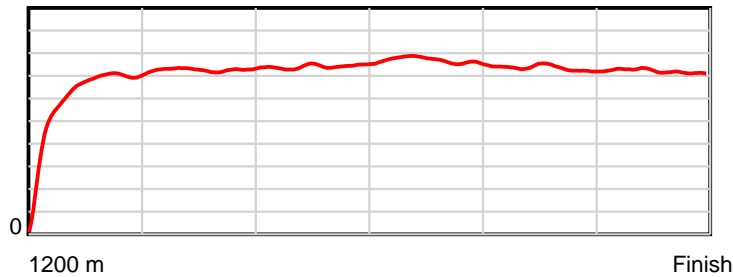
Tasracing Pty Ltd and Thoroughbred Ratings Pty Ltd accepts no responsibility for the completeness or accuracy of any of the information contained herein, and makes no representations about its suitability for any particular purpose. Users should make their own judgements about those matters and/or seek independent advice. You assume all risks associated with use of the data provided on this page.

Race Results

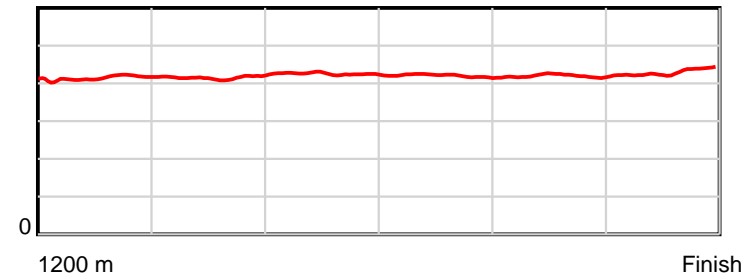
February 12, 2014, Race 5, CL2, Distance 1200m, Mowbray - Offset 7m

Result	TAB no.	Horse (Barrier)	1200 to	1000m to	800m to	600m to	400m to	200m to	Total or	Margin
3rd	5	Just Mouse (8)	1000m	800m	600m	400m	200m	WP	Average	
		Position in running (margin)	-	8(0.0)	8(0.0)	7(0.0)	7(0.0)	5(0.0)		1.20
		Sectional time (s)	13.84	11.40	12.03	10.97	11.52	11.95		
		Cumulative time (s)	71.70	57.86	46.47	34.43	23.47	11.95	1:11.70	
		Speed (m/s)	14.46	17.54	16.63	18.23	17.36	16.74	16.74	
		Stride length (m)	5.84	7.28	7.07	7.66	7.28	7.21	7.00	
		Stride duration (s)	0.410	0.415	0.425	0.420	0.419	0.430	0.418	
		Stride efficiency (%)	53.24	82.73	78.12	91.76	82.88	81.16	76.64	
		Stride count	34.26	27.49	28.29	26.10	27.46	27.75	171.35	

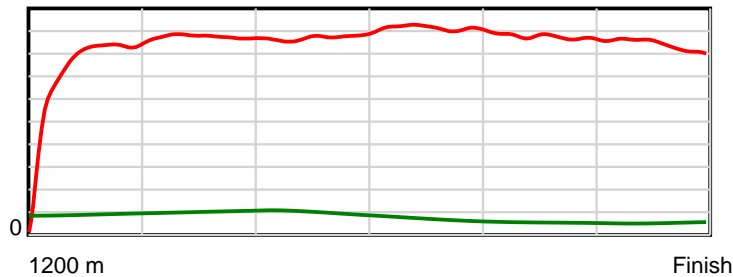
10 m Stride length



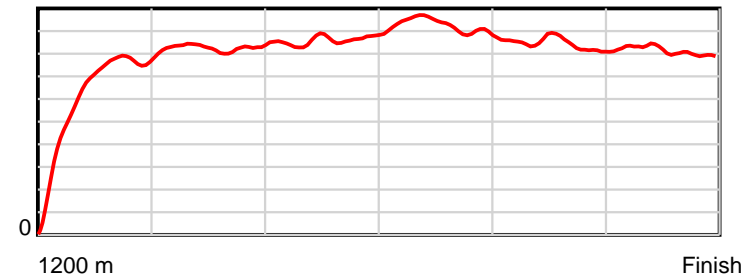
0.6 s Stride duration



20 m/sec Speed



100 % Stride efficiency



Note: Horizontal distance axis grid lines are 200m furlongs.

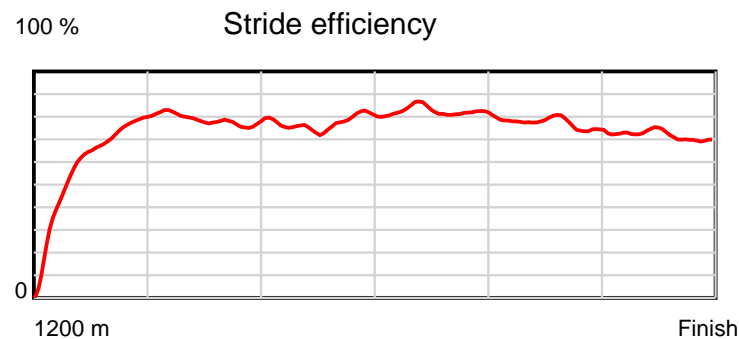
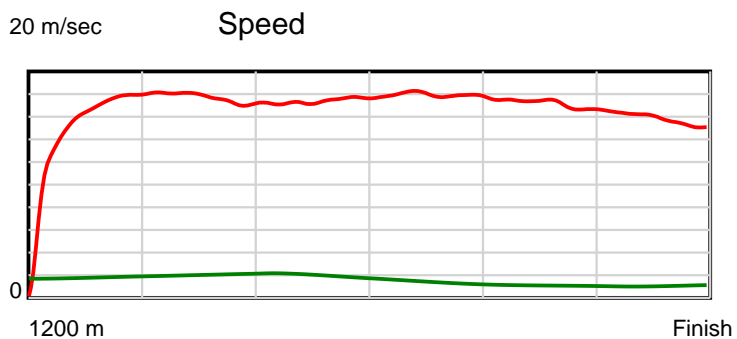
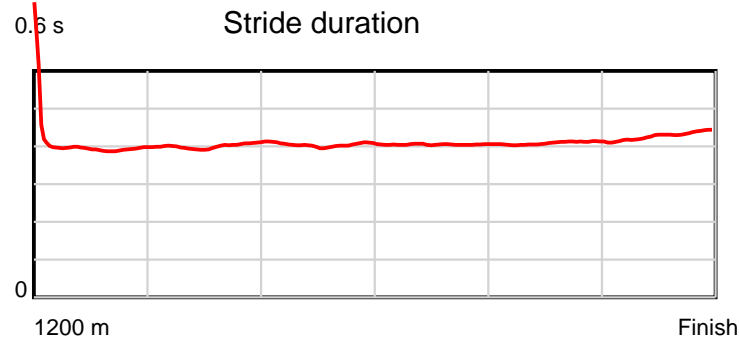
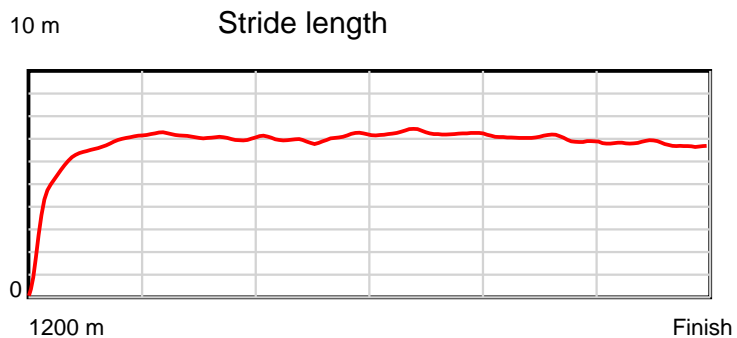
Disclaimer.

Tasracing Pty Ltd and Thoroughbred Ratings Pty Ltd accepts no responsibility for the completeness or accuracy of any of the information contained herein, and makes no representations about its suitability for any particular purpose. Users should make their own judgements about those matters and/or seek independent advice. You assume all risks associated with use of the data provided on this page.

Race Results

February 12, 2014, Race 5, CL2, Distance 1200m, Mowbray - Offset 7m

Result	TAB no.	Horse (Barrier)	1200 to	1000m to	800m to	600m to	400m to	200m to	Total or	Margin
4th	2	Daunting Dance... (1)	1000m	800m	600m	400m	200m	WP	Average	
		Position in running (margin)	-	2(0.0)	2(0.0)	2(0.0)	2(0.0)	2(0.0)		2.50
		Sectional time (s)	13.31	11.35	11.91	10.98	11.72	12.66		
		Cumulative time (s)	71.93	58.62	47.28	35.36	24.38	12.66	1:11.93	
		Speed (m/s)	15.03	17.62	16.79	18.21	17.06	15.80	16.68	
		Stride length (m)	5.76	7.06	6.78	7.37	6.97	6.79	6.75	
		Stride duration (s)	0.393	0.401	0.404	0.405	0.408	0.430	0.405	
		Stride efficiency (%)	51.85	77.92	71.92	84.85	75.81	72.11	71.17	
		Stride count	34.72	28.32	29.48	27.14	28.71	29.44	177.81	



Note: Horizontal distance axis grid lines are 200m furlongs.

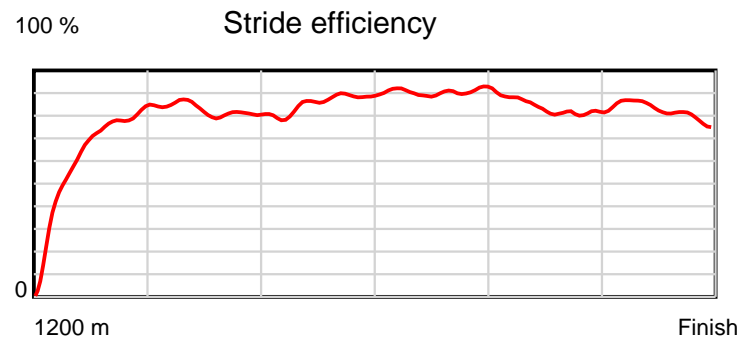
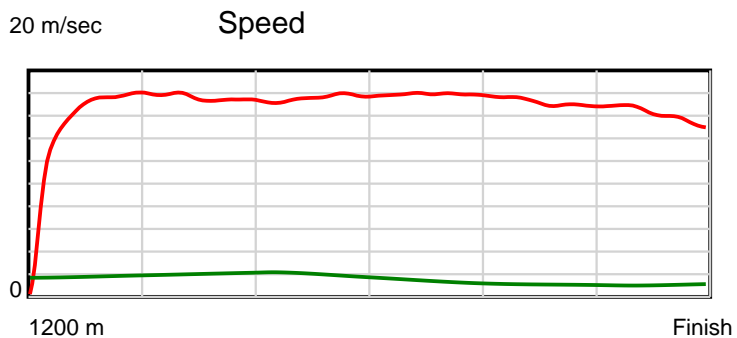
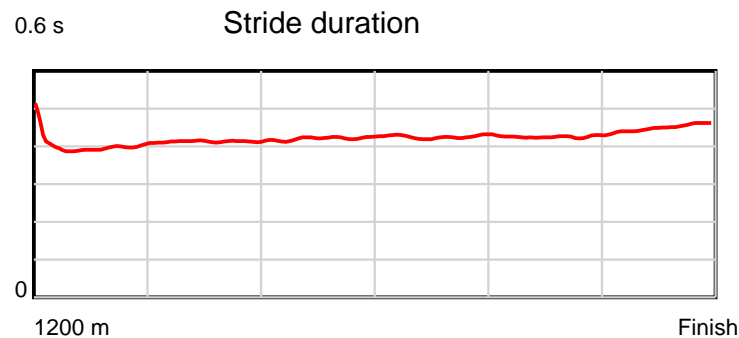
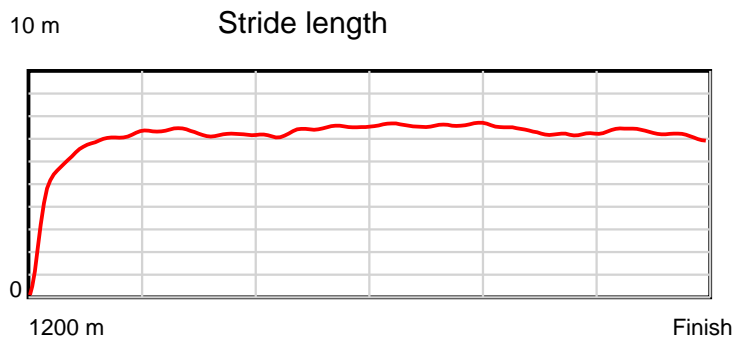
Disclaimer.

Tasracing Pty Ltd and Thoroughbred Ratings Pty Ltd accepts no responsibility for the completeness or accuracy of any of the information contained herein, and makes no representations about its suitability for any particular purpose. Users should make their own judgements about those matters and/or seek independent advice. You assume all risks associated with use of the data provided on this page.

Race Results

February 12, 2014, Race 5, CL2, Distance 1200m, Mowbray - Offset 7m

Result	TAB no.	Horse (Barrier)	1200 to	1000m to	800m to	600m to	400m to	200m to	Total or	Margin
5th	6	Hotham Street (4)	1000m	800m	600m	400m	200m	WP	Average	
		Position in running (margin)	-	3(0.0)	3(0.0)	3(0.0)	3(0.0)	4(0.0)		3.30
		Sectional time (s)	13.53	11.32	11.98	11.06	11.73	12.46		
		Cumulative time (s)	72.07	58.54	47.22	35.25	24.19	12.46	1:12.06	
		Speed (m/s)	14.78	17.67	16.69	18.08	17.05	16.05	16.65	
		Stride length (m)	5.96	7.28	7.04	7.70	7.24	7.26	7.03	
		Stride duration (s)	0.408	0.412	0.421	0.426	0.425	0.452	0.423	
		Stride efficiency (%)	55.55	82.87	77.35	92.68	81.85	82.39	77.33	
		Stride count	33.55	27.46	28.43	25.97	27.63	27.54	170.58	



Note: Horizontal distance axis grid lines are 200m furlongs.

Disclaimer.

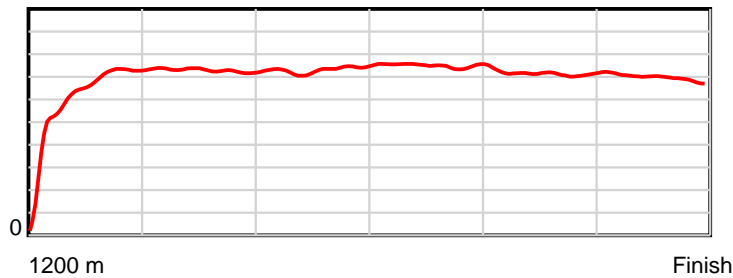
Tasracing Pty Ltd and Thoroughbred Ratings Pty Ltd accepts no responsibility for the completeness or accuracy of any of the information contained herein, and makes no representations about its suitability for any particular purpose. Users should make their own judgements about those matters and/or seek independent advice. You assume all risks associated with use of the data provided on this page.

Race Results

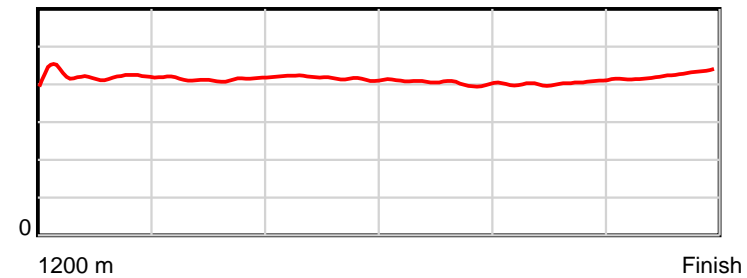
February 12, 2014, Race 5, CL2, Distance 1200m, Mowbray - Offset 7m

Result	TAB no.	Horse (Barrier)	1200 to	1000m to	800m to	600m to	400m to	200m to	Total or	Margin
6th	1	Arctic Blitz (9)	1000m	800m	600m	400m	200m	WP	Average	
		Position in running (margin)	-	9(0.0)	9(0.0)	9(0.0)	8(0.0)	6(0.0)		3.50
		Sectional time (s)	14.30	11.33	11.92	10.72	11.61	12.23		
		Cumulative time (s)	72.11	57.81	46.48	34.56	23.84	12.23	1:12.11	
		Speed (m/s)	13.99	17.65	16.78	18.66	17.23	16.35	16.64	
		Stride length (m)	5.78	7.30	6.99	7.56	6.94	6.98	6.88	
		Stride duration (s)	0.415	0.414	0.417	0.405	0.403	0.427	0.413	
		Stride efficiency (%)	52.26	83.36	76.41	89.37	75.21	76.12	73.90	
		Stride count	34.58	27.38	28.60	26.45	28.83	28.66	174.50	

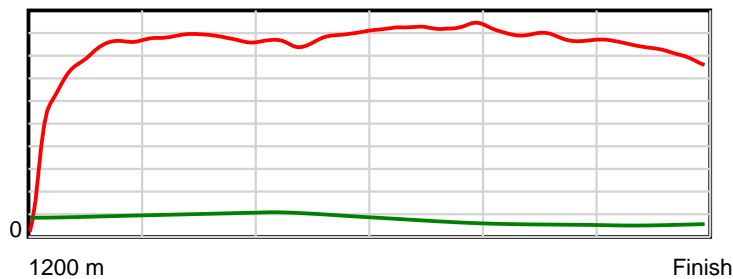
10 m Stride length



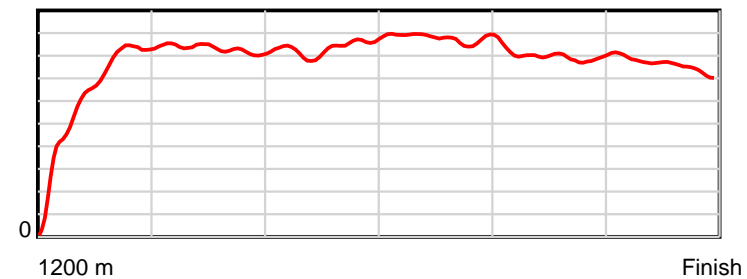
0.6 s Stride duration



20 m/sec Speed



100 % Stride efficiency



Note: Horizontal distance axis grid lines are 200m furlongs.

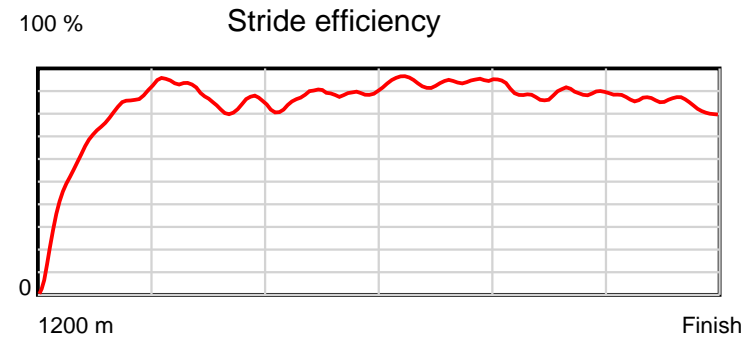
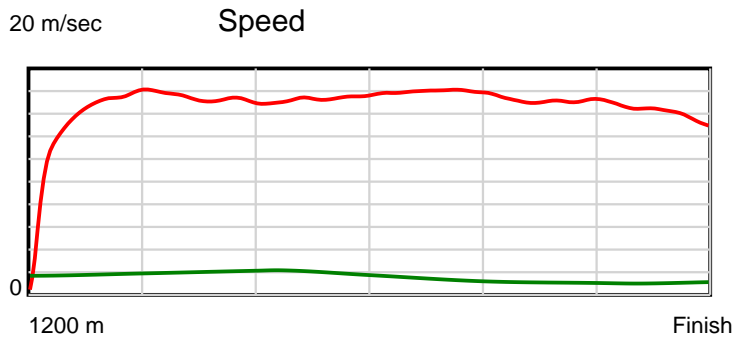
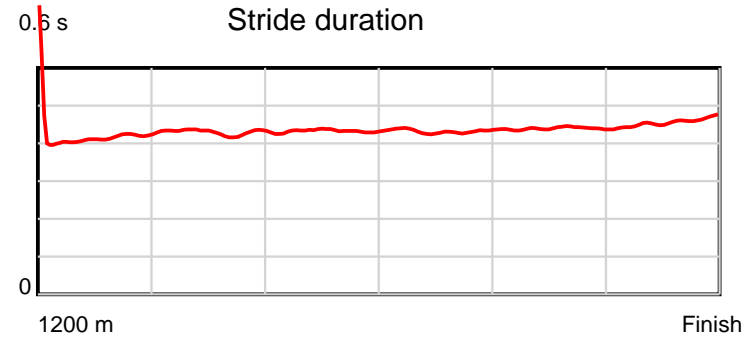
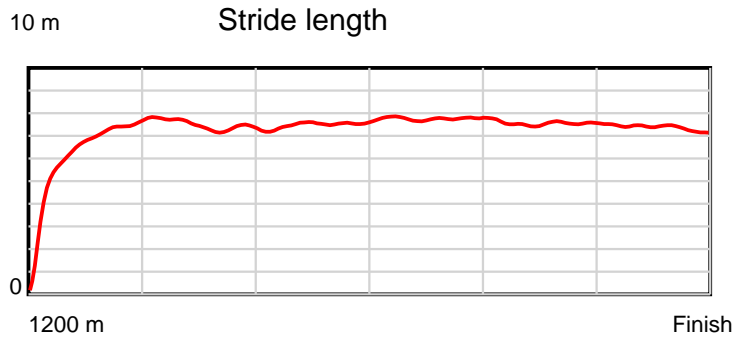
Disclaimer.

Tasracing Pty Ltd and Thoroughbred Ratings Pty Ltd accepts no responsibility for the completeness or accuracy of any of the information contained herein, and makes no representations about its suitability for any particular purpose. Users should make their own judgements about those matters and/or seek independent advice. You assume all risks associated with use of the data provided on this page.

Race Results

February 12, 2014, Race 5, CL2, Distance 1200m, Mowbray - Offset 7m

Result	TAB no.	Horse (Barrier)	1200 to	1000m to	800m to	600m to	400m to	200m to	Total or	Margin
7th	8	Nerak (10)	1000m	800m	600m	400m	200m	WP	Average	
		Position in running (margin)	-	4(0.0)	7(0.0)	8(0.0)	9(0.0)	7(0.0)		6.00
		Sectional time (s)	13.44	11.66	12.07	11.06	11.85	12.49		
		Cumulative time (s)	72.57	59.13	47.47	35.40	24.34	12.49	1:12.56	
		Speed (m/s)	14.88	17.15	16.57	18.08	16.88	16.01	16.54	
		Stride length (m)	6.25	7.39	7.15	7.79	7.40	7.36	7.19	
		Stride duration (s)	0.433	0.431	0.432	0.431	0.439	0.460	0.435	
		Stride efficiency (%)	61.14	85.32	79.93	94.95	85.60	84.69	80.83	
		Stride count	31.97	27.07	27.96	25.66	27.02	27.17	166.85	



Note: Horizontal distance axis grid lines are 200m furlongs.

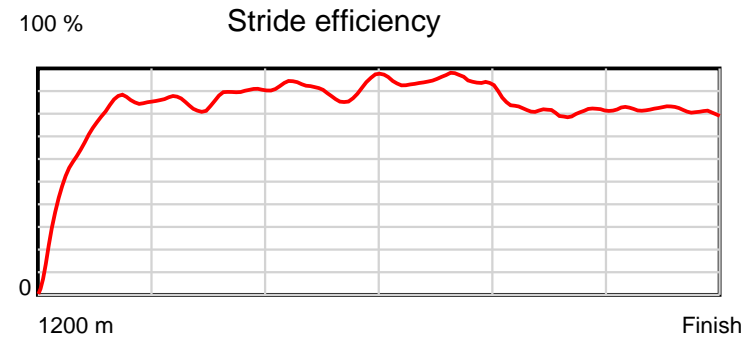
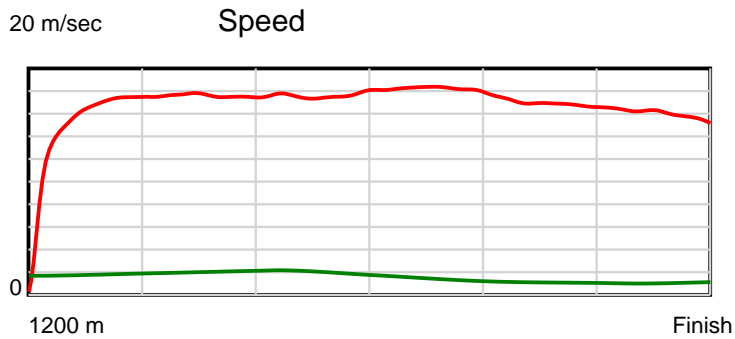
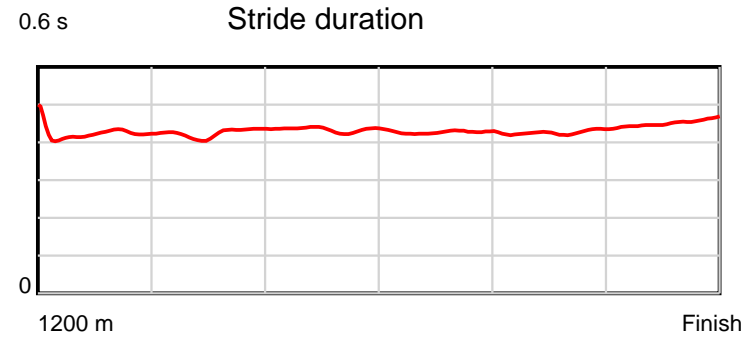
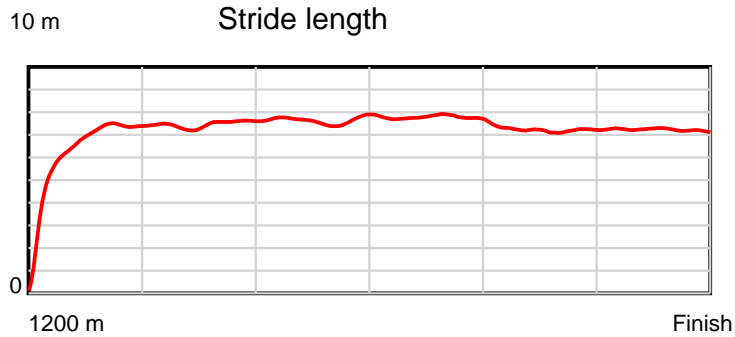
Disclaimer.

Tasracing Pty Ltd and Thoroughbred Ratings Pty Ltd accepts no responsibility for the completeness or accuracy of any of the information contained herein, and makes no representations about its suitability for any particular purpose. Users should make their own judgements about those matters and/or seek independent advice. You assume all risks associated with use of the data provided on this page.

Race Results

February 12, 2014, Race 5, CL2, Distance 1200m, Mowbray - Offset 7m

Result	TAB no.	Horse (Barrier)	1200 to	1000m to	800m to	600m to	400m to	200m to	Total or	Margin
8th	3	Sariana's Ques... (2)	1000m	800m	600m	400m	200m	WP	Average	
		Position in running (margin)	-	6(0.0)	4(0.0)	4(0.0)	5(0.0)	8(0.0)		6.50
		Sectional time (s)	13.42	11.37	12.00	10.92	12.26	12.68		
		Cumulative time (s)	72.66	59.24	47.87	35.87	24.94	12.68	1:12.65	
		Speed (m/s)	14.90	17.59	16.67	18.32	16.31	15.77	16.52	
		Stride length (m)	6.16	7.47	7.24	7.79	6.96	7.18	7.10	
		Stride duration (s)	0.429	0.425	0.434	0.426	0.427	0.455	0.430	
		Stride efficiency (%)	59.25	87.24	81.91	94.92	75.68	80.51	78.67	
		Stride count	32.48	26.77	27.62	25.66	28.74	27.86	169.13	



Note: Horizontal distance axis grid lines are 200m furlongs.

Disclaimer.

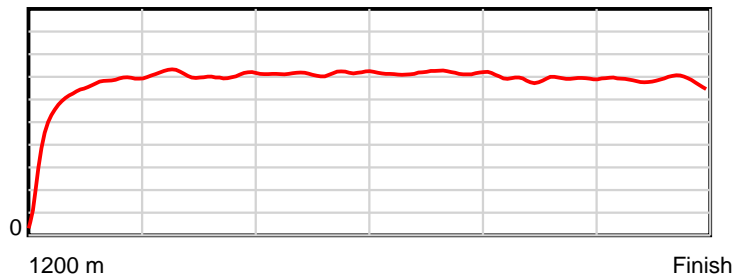
Tasracing Pty Ltd and Thoroughbred Ratings Pty Ltd accepts no responsibility for the completeness or accuracy of any of the information contained herein, and makes no representations about its suitability for any particular purpose. Users should make their own judgements about those matters and/or seek independent advice. You assume all risks associated with use of the data provided on this page.

Race Results

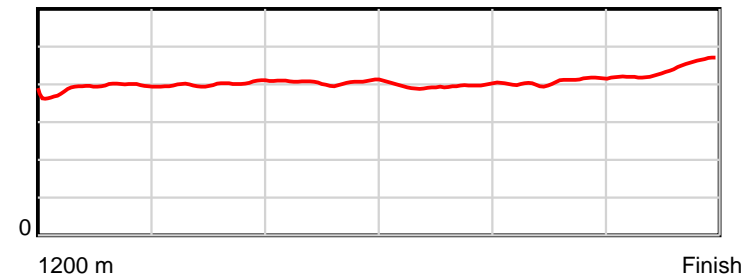
February 12, 2014, Race 5, CL2, Distance 1200m, Mowbray - Offset 7m

Result	TAB no.	Horse (Barrier)	1200 to	1000m to	800m to	600m to	400m to	200m to	Total or	Margin
9th	7	Miss Eye Candy (5)	1000m	800m	600m	400m	200m	WP	Average	
		Position in running (margin)	-	7(0.0)	5(0.0)	6(0.0)	6(0.0)	9(0.0)		9.50
		Sectional time (s)	13.66	11.35	12.04	10.97	12.13	13.07		
		Cumulative time (s)	73.22	59.56	48.21	36.17	25.20	13.07	1:13.22	
		Speed (m/s)	14.64	17.62	16.61	18.23	16.49	15.30	16.39	
		Stride length (m)	5.63	7.05	6.75	7.21	6.71	6.79	6.65	
		Stride duration (s)	0.391	0.400	0.406	0.396	0.407	0.444	0.406	
		Stride efficiency (%)	49.55	77.65	71.17	81.33	70.44	72.08	69.07	
		Stride count	35.52	28.37	29.64	27.72	29.79	29.45	180.49	

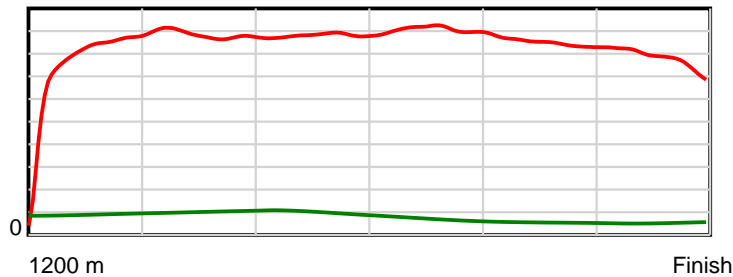
10 m Stride length



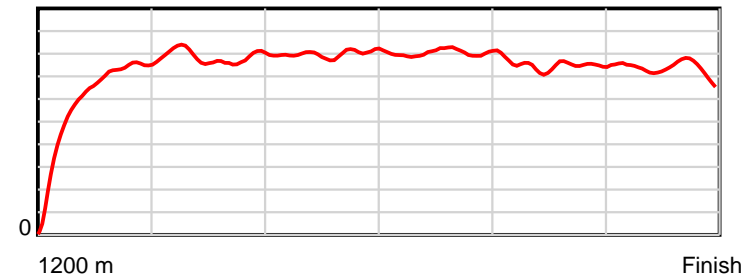
0.6 s Stride duration



20 m/sec Speed



100 % Stride efficiency



Note: Horizontal distance axis grid lines are 200m furlongs.

Disclaimer.

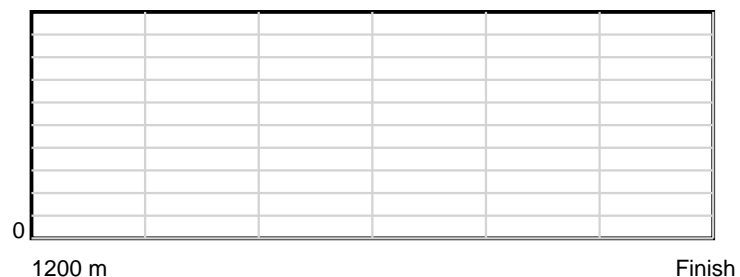
Tasracing Pty Ltd and Thoroughbred Ratings Pty Ltd accepts no responsibility for the completeness or accuracy of any of the information contained herein, and makes no representations about its suitability for any particular purpose. Users should make their own judgements about those matters and/or seek independent advice. You assume all risks associated with use of the data provided on this page.

Race Results


February 12, 2014, Race 5, CL2, Distance 1200m, Mowbray - Offset 7m

Result	TAB no.	Horse (Barrier)	1200 to	1000m to	800m to	600m to	400m to	200m to	Total or	Margin
10th	4	Shot of Scarle... (7)	WP	Average						
		Position in running (margin)		11.80						
		Sectional time (s)								
		Cumulative time (s)	1:13.65							
		Speed (m/s)	16.29							
		Stride length (m)	nan							
		Stride duration (s)	nan							
		Stride efficiency (%)	nan							
		Stride count	0.00							

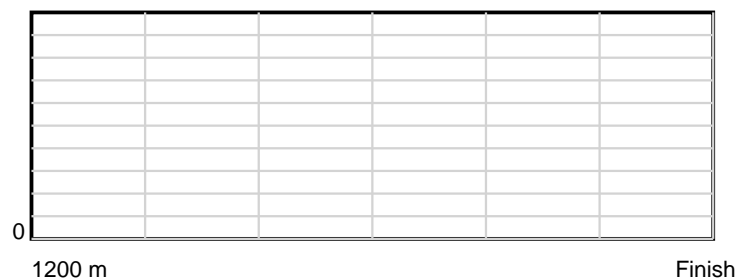
10 m Stride length



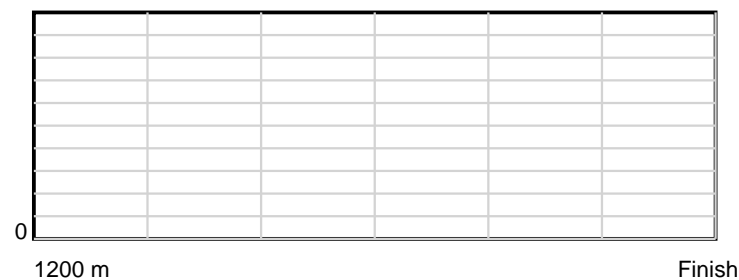
0.6 s Stride duration



20 m/sec Speed



100 % Stride efficiency



Note: Horizontal distance axis grid lines are 200m furlongs.

Disclaimer.

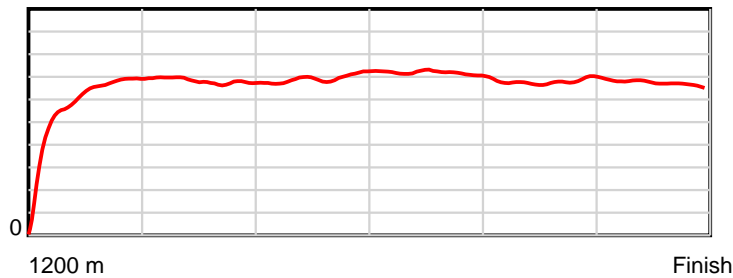
Tasracing Pty Ltd and Thoroughbred Ratings Pty Ltd accepts no responsibility for the completeness or accuracy of any of the information contained herein, and makes no representations about its suitability for any particular purpose. Users should make their own judgements about those matters and/or seek independent advice. You assume all risks associated with use of the data provided on this page.

Race Results

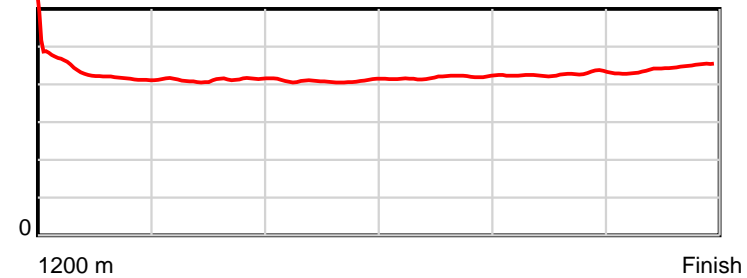
February 12, 2014, Race 5, CL2, Distance 1200m, Mowbray - Offset 7m

Result	TAB no.	Horse (Barrier)	1200 to	1000m to	800m to	600m to	400m to	200m to	Total or	Margin
11th	11	Sahara Shamal (3)	1000m	800m	600m	400m	200m	WP	Average	
		Position in running (margin)	-	10(0.0)	10(0.0)	10(0.0)	10(0.0)	10(0.0)		34.30
		Sectional time (s)	16.30	11.97	12.44	11.58	12.70	13.20		
		Cumulative time (s)	78.18	61.88	49.91	37.48	25.90	13.20	1:18.18	
		Speed (m/s)	12.27	16.71	16.08	17.27	15.75	15.15	15.35	
		Stride length (m)	5.75	6.88	6.59	7.22	6.72	6.71	6.61	
		Stride duration (s)	0.447	0.412	0.410	0.418	0.426	0.443	0.431	
		Stride efficiency (%)	51.65	73.92	67.79	81.40	70.53	70.41	68.29	
		Stride count	34.79	29.08	30.37	27.71	29.77	29.80	181.52	

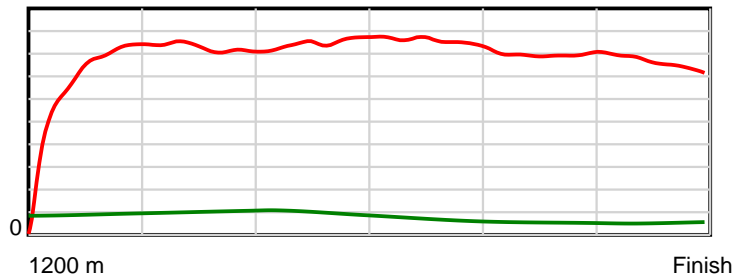
10 m Stride length



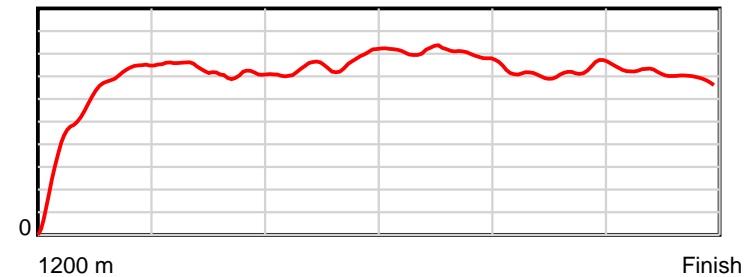
0.6 s Stride duration



20 m/sec Speed



100 % Stride efficiency



Note: Horizontal distance axis grid lines are 200m furlongs.

Disclaimer.

Tasracing Pty Ltd and Thoroughbred Ratings Pty Ltd accepts no responsibility for the completeness or accuracy of any of the information contained herein, and makes no representations about its suitability for any particular purpose. Users should make their own judgements about those matters and/or seek independent advice. You assume all risks associated with use of the data provided on this page.