



Race Results

Tasmanian Turf Club, Launceston, February 12, 2014

Compilation date: February 17, 2014, 3:04:23 PM (EST)

Copyright © 2014 Tasracing Pty Ltd. All rights reserved.

Trademarks.

StrideMASTER is a registered trademark of Thoroughbred Ratings Pty Ltd.

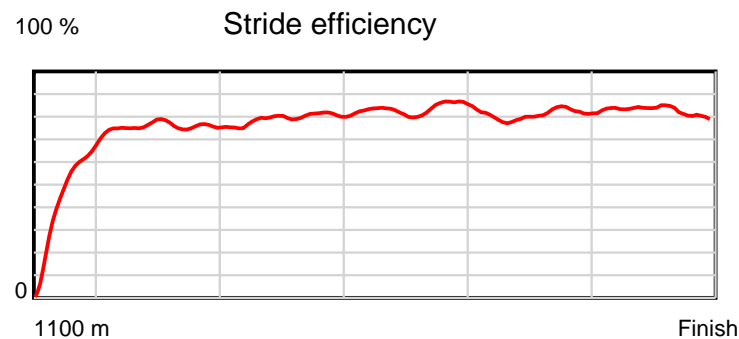
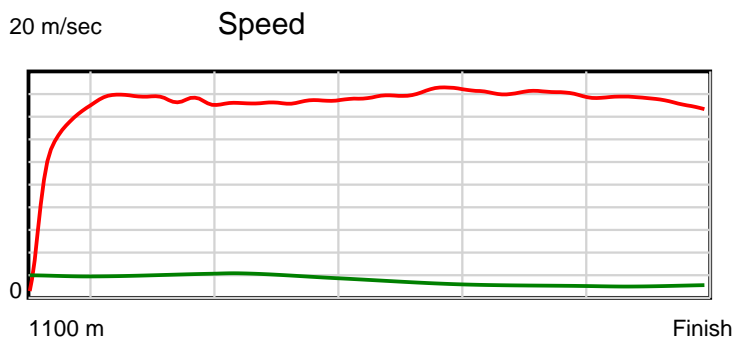
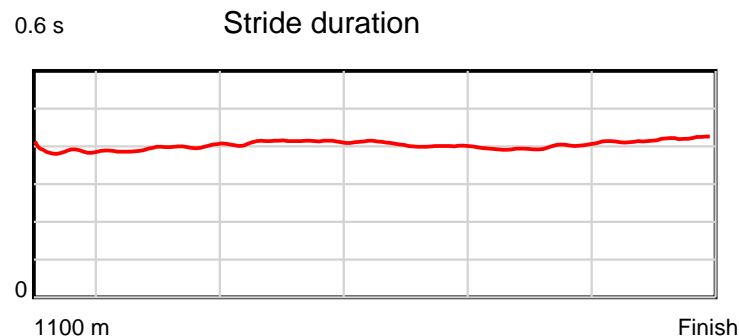
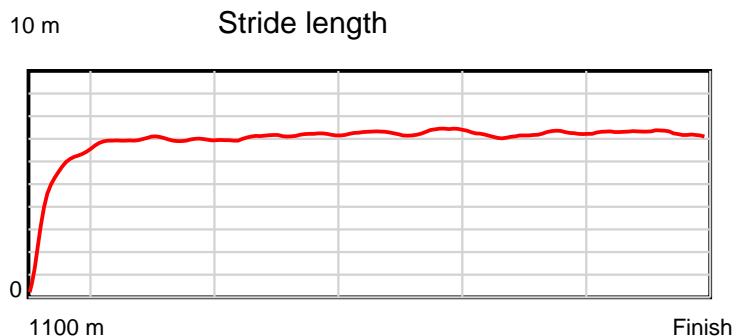
Disclaimer.

Tasracing Pty Ltd and Thoroughbred Ratings Pty Ltd accepts no responsibility for the completeness or accuracy of any of the information contained herein, and makes no representations about its suitability for any particular purpose. Users should make their own judgements about those matters and/or seek independent advice. You assume all risks associated with use of the data provided on this page.

Race Results

February 12, 2014, Race 7, OPN HCP, Distance 1100m, Mowbray - Offset 7m

Result	TAB no.	Horse (Barrier)	1100 to	1000m to	800m to	600m to	400m to	200m to	Total or	Margin
1st	3	California Wis... (3)	1000m	800m	600m	400m	200m	WP	Average	
		Position in running (margin)	-	2(0.2)	2(0.1)	2(0.7)	2(0.2)	1(0.0)		0.00
		Sectional time (s)	8.14	11.53	11.94	10.83	11.09	11.49		
		Cumulative time (s)	65.02	56.88	45.35	33.41	22.58	11.49	1:05.01	
		Speed (m/s)	12.29	17.35	16.75	18.47	18.03	17.41	16.92	
		Stride length (m)	4.70	6.86	6.90	7.47	7.16	7.29	6.81	
		Stride duration (s)	0.393	0.395	0.412	0.404	0.397	0.418	0.402	
		Stride efficiency (%)	34.56	73.47	74.32	87.19	80.13	82.94	72.41	
		Stride count	21.26	29.17	29.00	26.78	27.93	27.45	161.59	



Note: Horizontal distance axis grid lines are 200m furlongs.

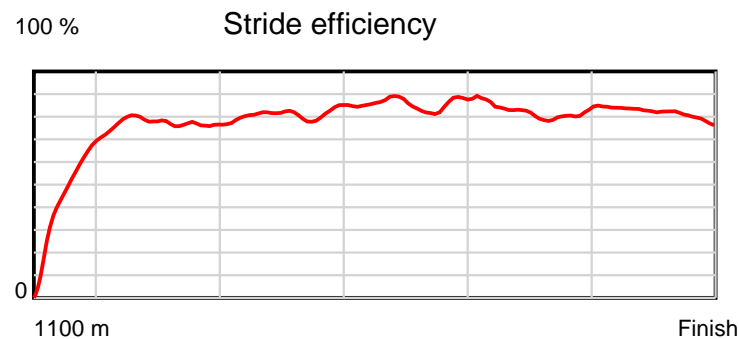
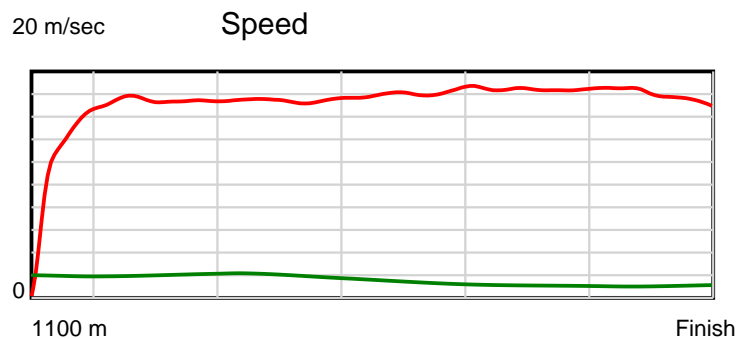
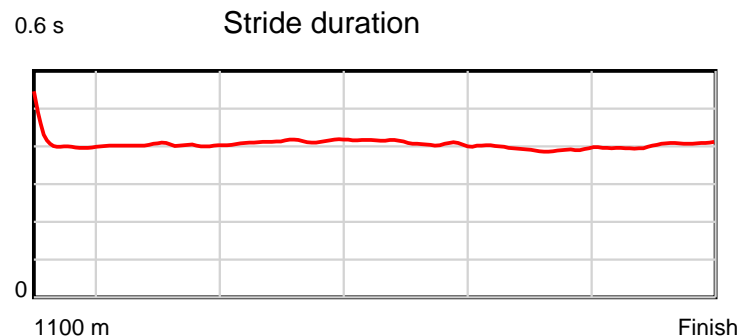
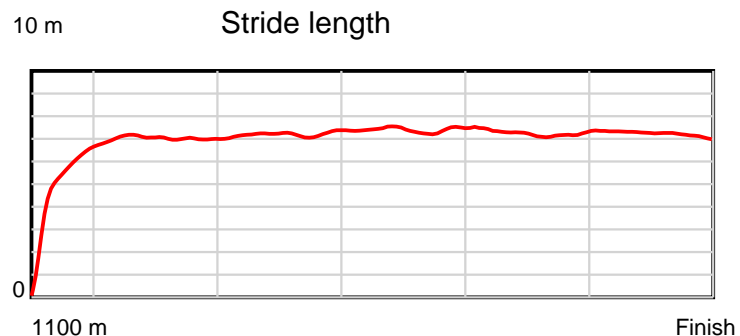
Disclaimer.

Tasracing Pty Ltd and Thoroughbred Ratings Pty Ltd accepts no responsibility for the completeness or accuracy of any of the information contained herein, and makes no representations about its suitability for any particular purpose. Users should make their own judgements about those matters and/or seek independent advice. You assume all risks associated with use of the data provided on this page.

Race Results

February 12, 2014, Race 7, OPN HCP, Distance 1100m, Mowbray - Offset 7m

Result	TAB no.	Horse (Barrier)	1100 to	1000m to	800m to	600m to	400m to	200m to	Total or	Margin
2nd	4	Just a Beach (4)	1000m	800m	600m	400m	200m	WP	Average	
		Position in running (margin)	-	4(1.3)	4(2.1)	5(2.7)	5(2.4)	5(1.8)		0.20
		Sectional time (s)	8.32	11.67	11.94	10.86	11.02	11.25		
		Cumulative time (s)	65.06	56.74	45.07	33.13	22.27	11.25	1:05.06	
		Speed (m/s)	12.03	17.14	16.75	18.42	18.15	17.78	16.91	
		Stride length (m)	5.06	6.90	6.91	7.53	7.13	7.18	6.87	
		Stride duration (s)	0.424	0.403	0.413	0.409	0.393	0.404	0.406	
		Stride efficiency (%)	39.98	74.48	74.69	88.67	79.49	80.58	73.76	
		Stride count	19.77	28.97	28.93	26.55	28.04	27.85	160.11	



Note: Horizontal distance axis grid lines are 200m furlongs.

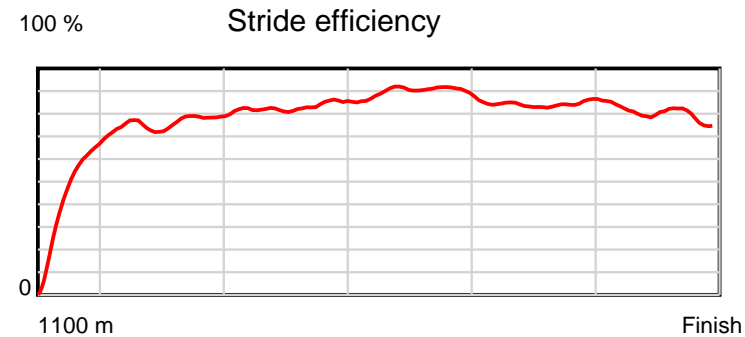
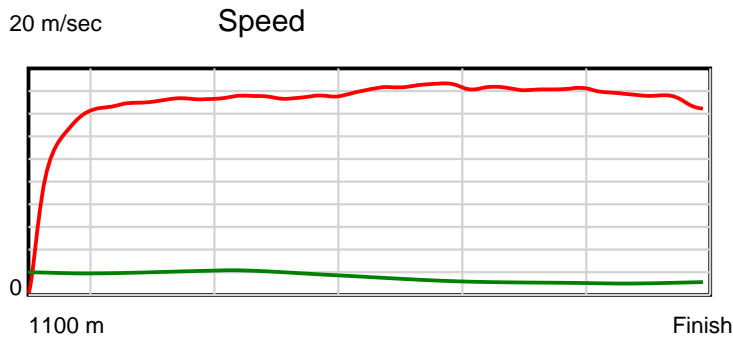
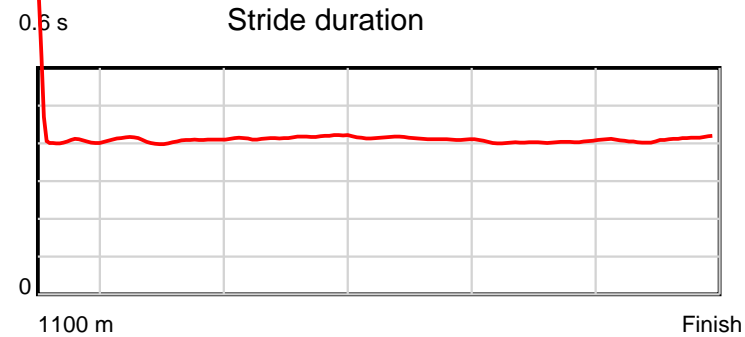
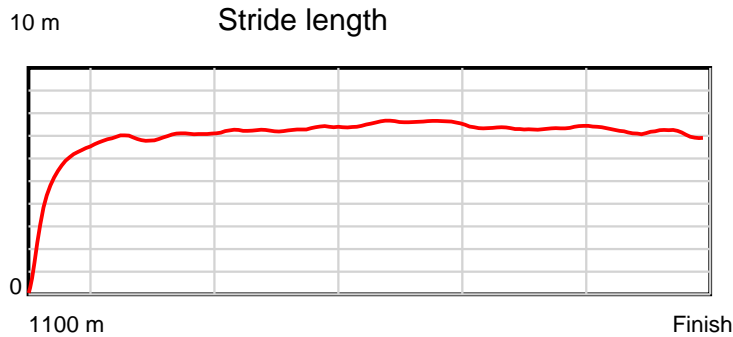
Disclaimer.

Tasracing Pty Ltd and Thoroughbred Ratings Pty Ltd accepts no responsibility for the completeness or accuracy of any of the information contained herein, and makes no representations about its suitability for any particular purpose. Users should make their own judgements about those matters and/or seek independent advice. You assume all risks associated with use of the data provided on this page.

Race Results

February 12, 2014, Race 7, OPN HCP, Distance 1100m, Mowbray - Offset 7m

Result	TAB no.	Horse (Barrier)	1100 to	1000m to	800m to	600m to	400m to	200m to	Total or	Margin
3rd	2	Flash Al Moon (1)	1000m	800m	600m	400m	200m	WP	Average	
		Position in running (margin)	-	5(2.5)	5(2.2)	4(2.4)	4(1.5)	4(1.6)		0.60
		Sectional time (s)	8.59	11.49	11.86	10.76	11.15	11.28		
		Cumulative time (s)	65.13	56.54	45.05	33.19	22.43	11.28	1:05.12	
		Speed (m/s)	11.65	17.41	16.86	18.59	17.94	17.73	16.89	
		Stride length (m)	5.04	7.09	7.02	7.66	7.24	7.28	6.97	
		Stride duration (s)	0.441	0.407	0.416	0.412	0.403	0.411	0.413	
		Stride efficiency (%)	39.73	78.61	76.97	91.68	81.80	82.88	75.99	
		Stride count	19.83	28.20	28.50	26.11	27.64	27.46	157.74	



Note: Horizontal distance axis grid lines are 200m furlongs.

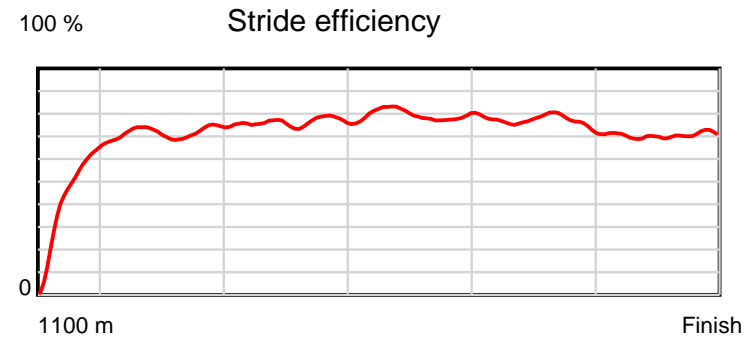
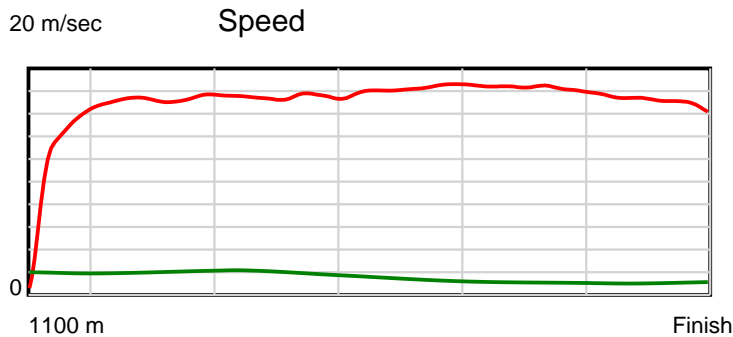
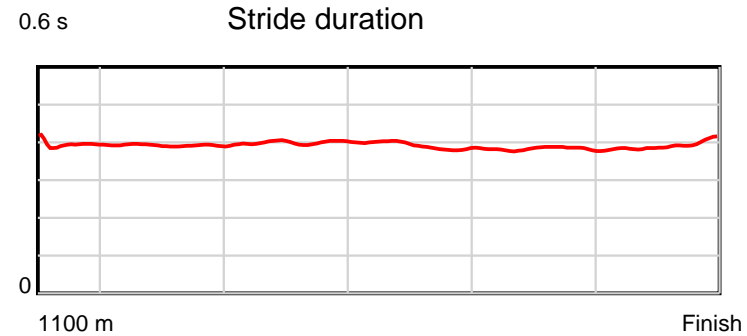
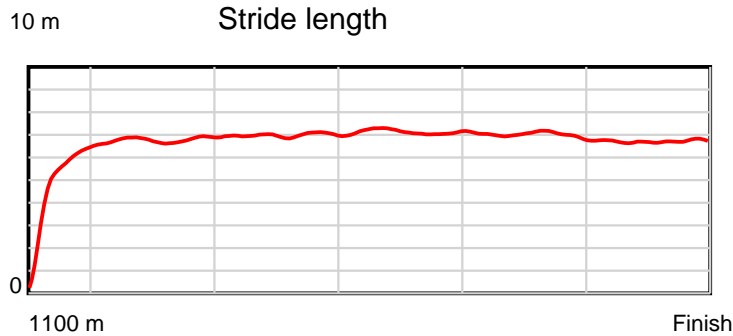
Disclaimer.

Tasracing Pty Ltd and Thoroughbred Ratings Pty Ltd accepts no responsibility for the completeness or accuracy of any of the information contained herein, and makes no representations about its suitability for any particular purpose. Users should make their own judgements about those matters and/or seek independent advice. You assume all risks associated with use of the data provided on this page.

Race Results

February 12, 2014, Race 7, OPN HCP, Distance 1100m, Mowbray - Offset 7m

Result	TAB no.	Horse (Barrier)	1100 to	1000m to	800m to	600m to	400m to	200m to	Total or	Margin
4th	1	Punctuate (5)	1000m	800m	600m	400m	200m	WP	Average	
		Position in running (margin)	-	3(0.6)	3(0.9)	3(1.3)	3(0.7)	2(0.7)		1.60
		Sectional time (s)	8.24	11.59	11.90	10.81	11.13	11.62		
		Cumulative time (s)	65.30	57.06	45.47	33.57	22.75	11.62	1:05.29	
		Speed (m/s)	12.13	17.26	16.81	18.50	17.97	17.21	16.84	
		Stride length (m)	4.72	6.75	6.72	7.23	6.87	6.76	6.59	
		Stride duration (s)	0.396	0.391	0.400	0.391	0.382	0.393	0.391	
		Stride efficiency (%)	34.86	71.30	70.50	81.75	73.69	71.41	67.86	
		Stride count	21.17	29.61	29.78	27.65	29.12	29.59	166.92	



Note: Horizontal distance axis grid lines are 200m furlongs.

Disclaimer.

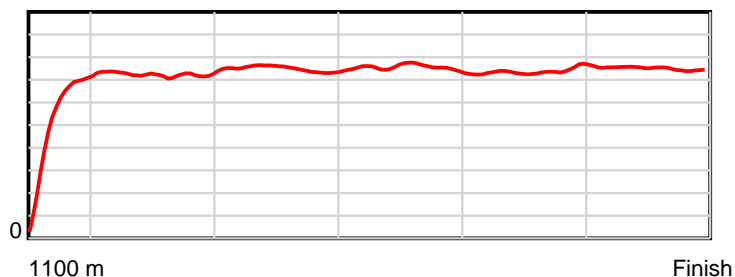
Tasracing Pty Ltd and Thoroughbred Ratings Pty Ltd accepts no responsibility for the completeness or accuracy of any of the information contained herein, and makes no representations about its suitability for any particular purpose. Users should make their own judgements about those matters and/or seek independent advice. You assume all risks associated with use of the data provided on this page.

Race Results

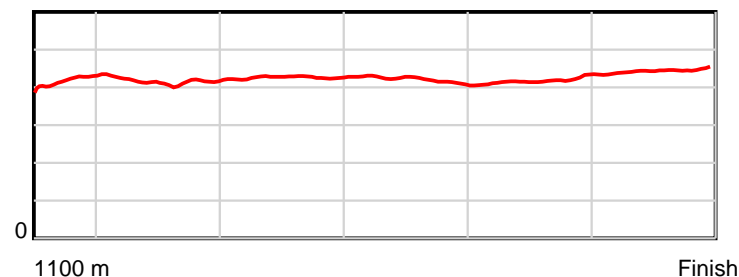
February 12, 2014, Race 7, OPN HCP, Distance 1100m, Mowbray - Offset 7m

Result	TAB no.	Horse (Barrier)	1100 to	1000m to	800m to	600m to	400m to	200m to	Total or	Margin
5th	5	Good Boy Rober... (2)	1000m	800m	600m	400m	200m	WP	Average	
		Position in running (margin)	-	1(0.0)	1(0.0)	1(0.0)	1(0.0)	3(1.1)		3.60
		Sectional time (s)	8.15	11.54	11.83	10.92	11.30	11.92		
		Cumulative time (s)	65.66	57.51	45.97	34.14	23.22	11.92	1:05.65	
		Speed (m/s)	12.26	17.33	16.91	18.32	17.70	16.78	16.75	
		Stride length (m)	4.89	7.18	7.21	7.68	7.39	7.45	7.05	
		Stride duration (s)	0.402	0.414	0.426	0.419	0.418	0.444	0.421	
		Stride efficiency (%)	37.41	80.58	81.17	92.11	85.33	86.74	77.70	
		Stride count	20.44	27.85	27.75	26.05	27.07	26.84	156.00	

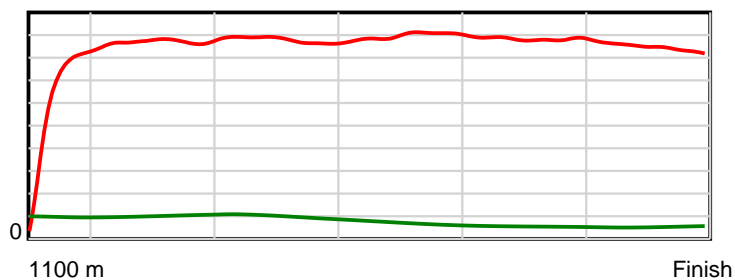
10 m Stride length



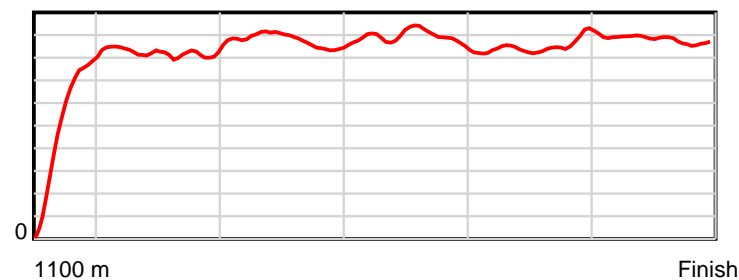
0.6 s Stride duration



20 m/sec Speed



100 % Stride efficiency



Note: Horizontal distance axis grid lines are 200m furlongs.

Disclaimer.

Tasracing Pty Ltd and Thoroughbred Ratings Pty Ltd accepts no responsibility for the completeness or accuracy of any of the information contained herein, and makes no representations about its suitability for any particular purpose. Users should make their own judgements about those matters and/or seek independent advice. You assume all risks associated with use of the data provided on this page.