



Race Results

Tasmanian Turf Club, Launceston, February 12, 2014

Compilation date: February 17, 2014, 3:06:19 PM (EST)

Copyright © 2014 Tasracing Pty Ltd. All rights reserved.

Trademarks.

StrideMASTER is a registered trademark of Thoroughbred Ratings Pty Ltd.

Disclaimer.

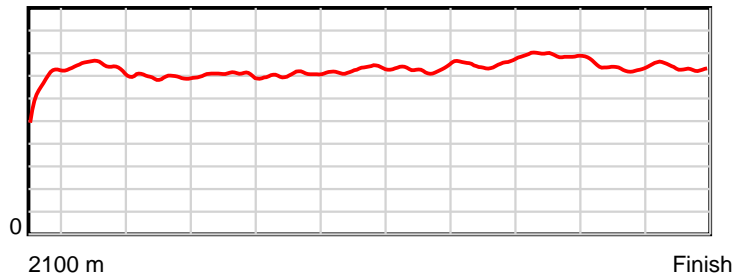
Tasracing Pty Ltd and Thoroughbred Ratings Pty Ltd accepts no responsibility for the completeness or accuracy of any of the information contained herein, and makes no representations about its suitability for any particular purpose. Users should make their own judgements about those matters and/or seek independent advice. You assume all risks associated with use of the data provided on this page.

Race Results

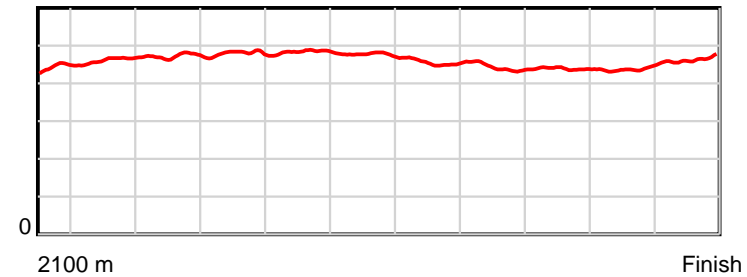
February 12, 2014, Race 9, MDN/CL1-SW, Distance 2100m, Mowbray - Offset 7m

| Result | TAB no. | Horse (Barrier) | 2100 to | 2000m to | 1800m to | 1600m to | 1400m to | 1200m to | 1000m to | 800m to | 600m to | 400m to | 200m to | Total or | Margin |
|--------|---------|------------------------------|---------|----------|----------|----------|----------|----------|----------|---------|---------|---------|---------|----------|--------|
| 1st | 10 | Hoop (5) | 2000m | 1800m | 1600m | 1400m | 1200m | 1000m | 800m | 600m | 400m | 200m | WP | Average | |
| | | Position in running (margin) | - | 6(2.5) | 3(0.8) | 3(1.2) | 3(1.8) | 4(3.2) | 4(4.4) | 2(1.9) | 2(0.2) | 2(0.0) | 1(0.0) | | 0.00 |
| | | Sectional time (s) | 11.77 | 12.15 | 12.72 | 13.20 | 13.52 | 13.18 | 12.81 | 12.19 | 10.97 | 12.01 | 12.64 | | |
| | | Cumulative time (s) | 137.16 | 125.39 | 113.23 | 100.52 | 87.32 | 73.80 | 60.62 | 47.81 | 35.62 | 24.65 | 12.64 | 2:17.15 | |
| | | Speed (m/s) | 8.50 | 16.46 | 15.72 | 15.15 | 14.79 | 15.17 | 15.61 | 16.41 | 18.23 | 16.65 | 15.82 | 15.31 | |
| | | Stride length (m) | 3.89 | 7.60 | 7.43 | 7.25 | 7.14 | 7.26 | 7.12 | 7.29 | 7.99 | 7.28 | 7.34 | 7.06 | |
| | | Stride duration (s) | 0.459 | 0.462 | 0.472 | 0.478 | 0.483 | 0.478 | 0.456 | 0.445 | 0.438 | 0.437 | 0.464 | 0.461 | |
| | | Stride efficiency (%) | 23.65 | 90.26 | 86.30 | 82.16 | 79.72 | 82.25 | 79.22 | 83.10 | 99.78 | 82.88 | 84.23 | 77.95 | |
| | | Stride count | 25.70 | 26.32 | 26.91 | 27.58 | 28.00 | 27.57 | 28.09 | 27.43 | 25.03 | 27.46 | 27.24 | 297.33 | |

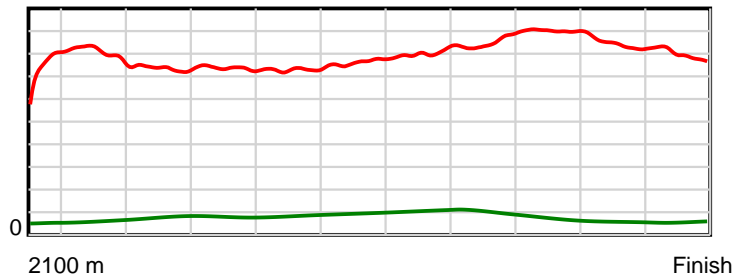
10 m Stride length



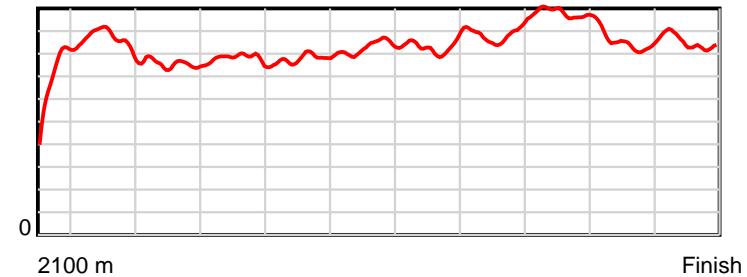
0.6 s Stride duration



20 m/sec Speed



100 % Stride efficiency



Note: Horizontal distance axis grid lines are 200m furlongs.

Disclaimer.

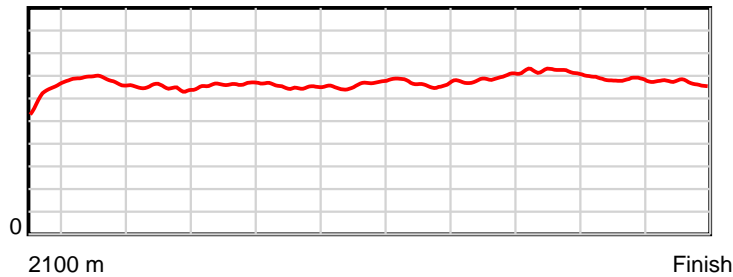
Tasracing Pty Ltd and Thoroughbred Ratings Pty Ltd accepts no responsibility for the completeness or accuracy of any of the information contained herein, and makes no representations about its suitability for any particular purpose. Users should make their own judgements about those matters and/or seek independent advice. You assume all risks associated with use of the data provided on this page.

Race Results

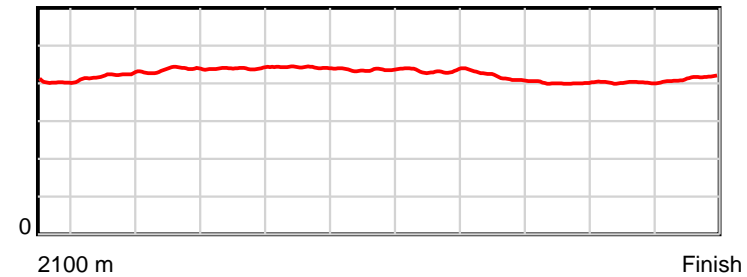
February 12, 2014, Race 9, MDN/CL1-SW, Distance 2100m, Mowbray - Offset 7m

| Result | TAB no. | Horse (Barrier) | 2100 to | 2000m to | 1800m to | 1600m to | 1400m to | 1200m to | 1000m to | 800m to | 600m to | 400m to | 200m to | Total or | Margin |
|--------|---------|------------------------------|---------|----------|----------|----------|----------|----------|----------|---------|---------|---------|---------|----------|--------|
| 2nd | 1 | Thorn Man (8) | 2000m | 1800m | 1600m | 1400m | 1200m | 1000m | 800m | 600m | 400m | 200m | WP | Average | |
| | | Position in running (margin) | - | 3(2.0) | 2(0.2) | 2(1.2) | 2(0.7) | 2(1.0) | 3(3.2) | 4(3.4) | 4(2.7) | 4(2.4) | 2(1.0) | | 1.50 |
| | | Sectional time (s) | 11.97 | 12.14 | 12.81 | 13.00 | 13.37 | 13.32 | 13.25 | 12.37 | 10.96 | 11.78 | 12.47 | | |
| | | Cumulative time (s) | 137.45 | 125.48 | 113.33 | 100.53 | 87.52 | 74.16 | 60.83 | 47.58 | 35.22 | 24.25 | 12.47 | 2:17.44 | |
| | | Speed (m/s) | 8.35 | 16.47 | 15.61 | 15.38 | 14.96 | 15.02 | 15.09 | 16.17 | 18.25 | 16.98 | 16.04 | 15.28 | |
| | | Stride length (m) | 3.89 | 6.93 | 6.81 | 6.75 | 6.63 | 6.54 | 6.55 | 6.80 | 7.32 | 6.82 | 6.62 | 6.54 | |
| | | Stride duration (s) | 0.470 | 0.421 | 0.436 | 0.439 | 0.443 | 0.436 | 0.434 | 0.420 | 0.401 | 0.402 | 0.413 | 0.428 | |
| | | Stride efficiency (%) | 23.66 | 75.11 | 72.40 | 71.27 | 68.63 | 66.91 | 66.95 | 72.23 | 83.62 | 72.71 | 68.49 | 66.82 | |
| | | Stride count | 25.70 | 28.85 | 29.38 | 29.61 | 30.18 | 30.57 | 30.56 | 29.42 | 27.34 | 29.32 | 30.21 | 321.14 | |

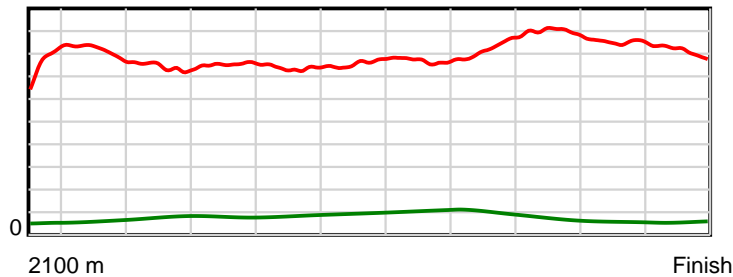
10 m Stride length



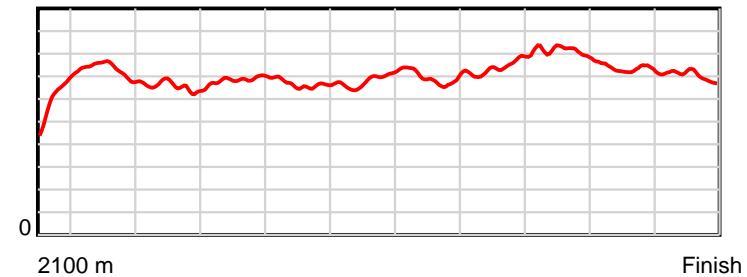
0.6 s Stride duration



20 m/sec Speed



100 % Stride efficiency



Note: Horizontal distance axis grid lines are 200m furlongs.

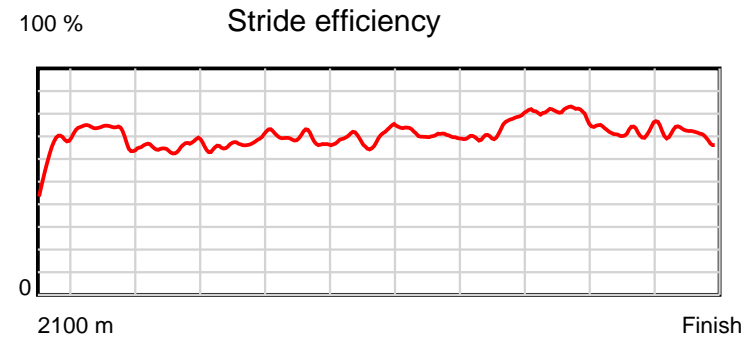
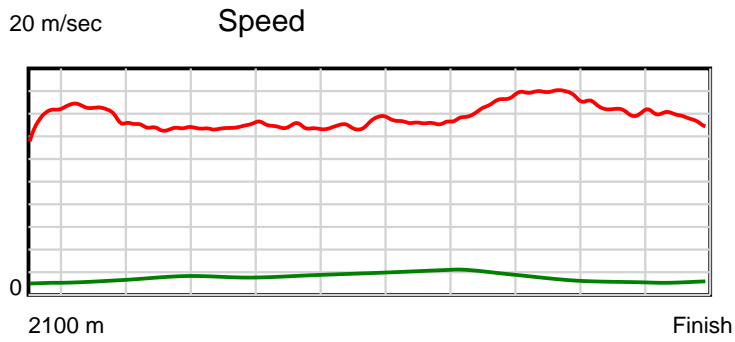
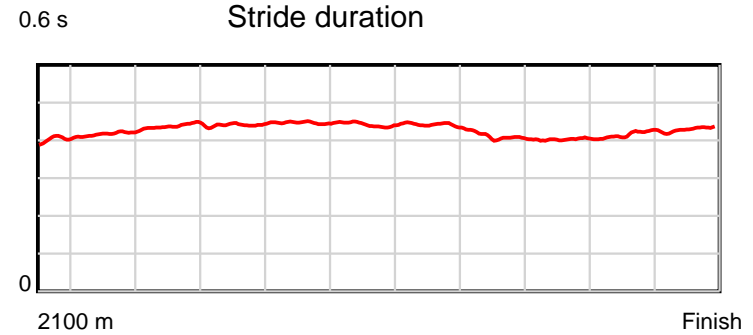
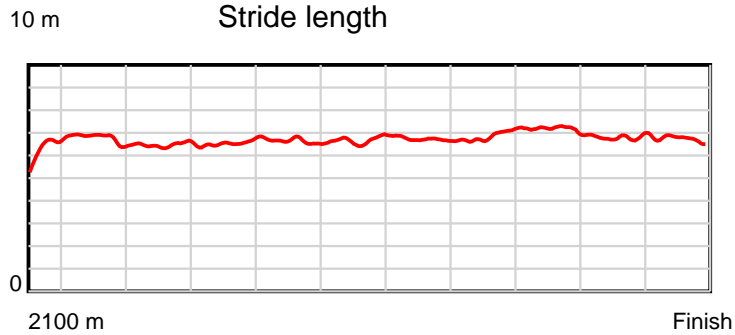
Disclaimer.

Tasracing Pty Ltd and Thoroughbred Ratings Pty Ltd accepts no responsibility for the completeness or accuracy of any of the information contained herein, and makes no representations about its suitability for any particular purpose. Users should make their own judgements about those matters and/or seek independent advice. You assume all risks associated with use of the data provided on this page.

Race Results

February 12, 2014, Race 9, MDN/CL1-SW, Distance 2100m, Mowbray - Offset 7m

| Result | TAB no. | Horse (Barrier) | 2100 to 2000m | 2000m to 1800m | 1800m to 1600m | 1600m to 1400m | 1400m to 1200m | 1200m to 1000m | 1000m to 800m | 800m to 600m | 600m to 400m | 400m to 200m | 200m to WP | Total or Average | Margin |
|--------|---------|------------------------------|---------------|----------------|----------------|----------------|----------------|----------------|---------------|--------------|--------------|--------------|------------|------------------|--------|
| 3rd | 5 | Kings View (4) | | | | | | | | | | | | | |
| | | Position in running (margin) | - | 1(0.0) | 1(0.0) | 1(0.0) | 1(0.0) | 2(1.3) | 3(2.8) | 3(0.7) | 1(0.0) | 3(1.3) | | 2.50 | |
| | | Sectional time (s) | 11.44 | 12.44 | 12.64 | 13.09 | 13.31 | 13.19 | 13.47 | 12.11 | 10.90 | 12.23 | 12.83 | | |
| | | Cumulative time (s) | 137.65 | 126.21 | 113.76 | 101.12 | 88.03 | 74.72 | 61.53 | 48.06 | 35.95 | 25.05 | 12.83 | 2:17.65 | |
| | | Speed (m/s) | 8.74 | 16.08 | 15.82 | 15.28 | 15.03 | 15.16 | 14.85 | 16.52 | 18.35 | 16.35 | 15.59 | 15.26 | |
| | | Stride length (m) | 3.75 | 6.71 | 6.94 | 6.72 | 6.72 | 6.71 | 6.55 | 6.81 | 7.37 | 6.78 | 6.70 | 6.54 | |
| | | Stride duration (s) | 0.439 | 0.418 | 0.439 | 0.440 | 0.447 | 0.442 | 0.441 | 0.412 | 0.402 | 0.414 | 0.429 | 0.429 | |
| | | Stride efficiency (%) | 22.01 | 70.44 | 75.32 | 70.55 | 70.52 | 70.30 | 67.08 | 72.43 | 84.94 | 71.75 | 70.06 | 66.87 | |
| | | Stride count | 26.65 | 29.79 | 28.81 | 29.76 | 29.77 | 29.82 | 30.53 | 29.38 | 27.13 | 29.52 | 29.87 | 321.03 | |



Note: Horizontal distance axis grid lines are 200m furlongs.

Disclaimer.

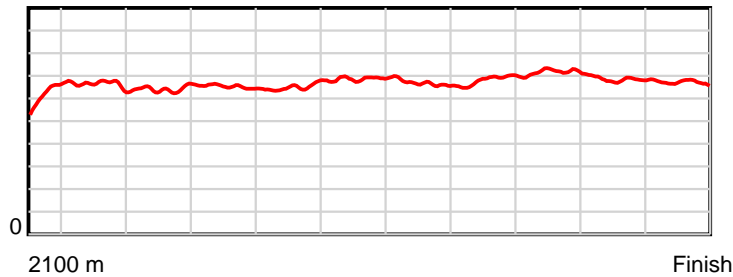
Tasracing Pty Ltd and Thoroughbred Ratings Pty Ltd accepts no responsibility for the completeness or accuracy of any of the information contained herein, and makes no representations about its suitability for any particular purpose. Users should make their own judgements about those matters and/or seek independent advice. You assume all risks associated with use of the data provided on this page.

Race Results

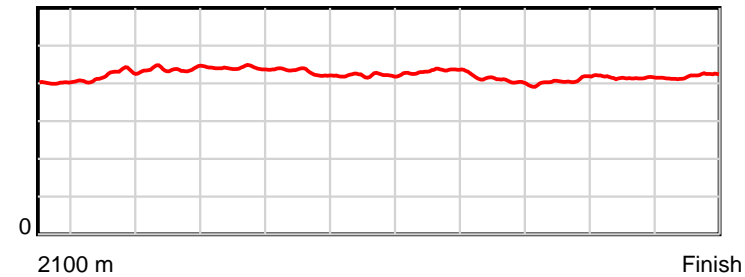
February 12, 2014, Race 9, MDN/CL1-SW, Distance 2100m, Mowbray - Offset 7m

| Result | TAB no. | Horse (Barrier) | 2100 to | 2000m to | 1800m to | 1600m to | 1400m to | 1200m to | 1000m to | 800m to | 600m to | 400m to | 200m to | Total or | Margin |
|--------|---------|------------------------------|---------|----------|----------|----------|----------|----------|----------|---------|---------|---------|---------|----------|--------|
| 4th | 6 | Ordain (7) | 2000m | 1800m | 1600m | 1400m | 1200m | 1000m | 800m | 600m | 400m | 200m | WP | Average | |
| | | Position in running (margin) | - | 2(1.2) | 6(2.5) | 7(3.6) | 7(4.2) | 5(3.5) | 1(0.0) | 1(0.0) | 1(0.0) | 3(1.1) | 4(2.2) | | 3.00 |
| | | Sectional time (s) | 11.80 | 12.67 | 12.82 | 13.19 | 13.19 | 12.39 | 13.22 | 12.47 | 11.20 | 12.19 | 12.61 | | |
| | | Cumulative time (s) | 137.75 | 125.95 | 113.28 | 100.46 | 87.26 | 74.08 | 61.69 | 48.48 | 36.00 | 24.80 | 12.61 | 2:17.75 | |
| | | Speed (m/s) | 8.47 | 15.79 | 15.60 | 15.16 | 15.16 | 16.14 | 15.13 | 16.04 | 17.86 | 16.41 | 15.86 | 15.24 | |
| | | Stride length (m) | 3.86 | 6.65 | 6.83 | 6.69 | 6.55 | 6.79 | 6.53 | 6.60 | 7.24 | 6.80 | 6.64 | 6.50 | |
| | | Stride duration (s) | 0.456 | 0.421 | 0.438 | 0.441 | 0.432 | 0.420 | 0.432 | 0.412 | 0.406 | 0.414 | 0.418 | 0.426 | |
| | | Stride efficiency (%) | 23.26 | 69.09 | 72.93 | 69.91 | 67.07 | 71.98 | 66.67 | 68.08 | 81.98 | 72.17 | 68.83 | 65.94 | |
| | | Stride count | 25.92 | 30.08 | 29.27 | 29.90 | 30.53 | 29.47 | 30.62 | 30.30 | 27.61 | 29.43 | 30.14 | 323.27 | |

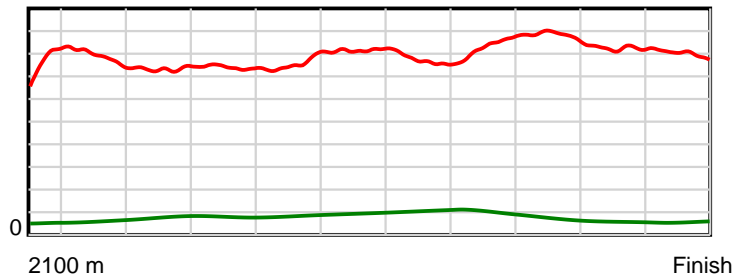
10 m Stride length



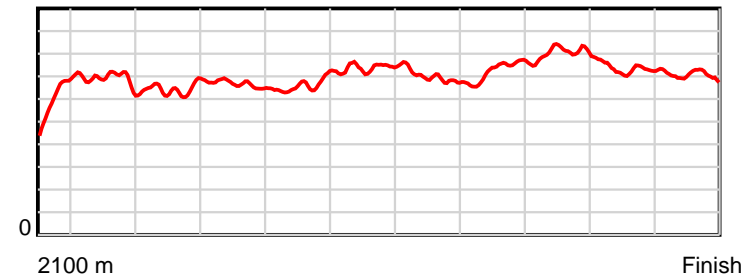
0.6 s Stride duration



20 m/sec Speed



100 % Stride efficiency



Note: Horizontal distance axis grid lines are 200m furlongs.

Disclaimer.

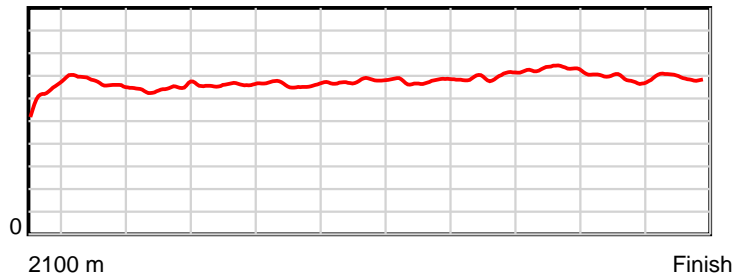
Tasracing Pty Ltd and Thoroughbred Ratings Pty Ltd accepts no responsibility for the completeness or accuracy of any of the information contained herein, and makes no representations about its suitability for any particular purpose. Users should make their own judgements about those matters and/or seek independent advice. You assume all risks associated with use of the data provided on this page.

Race Results

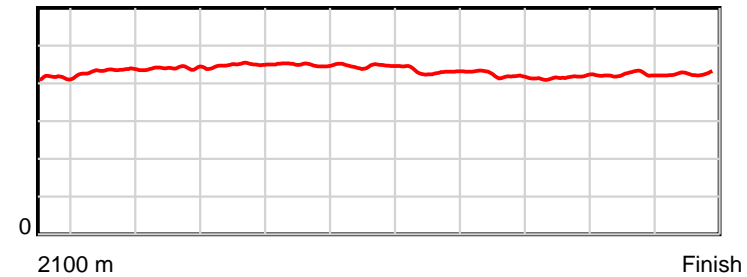
February 12, 2014, Race 9, MDN/CL1-SW, Distance 2100m, Mowbray - Offset 7m

| Result | TAB no. | Horse (Barrier) | 2100 to 2000m | 2000m to 1800m | 1800m to 1600m | 1600m to 1400m | 1400m to 1200m | 1200m to 1000m | 1000m to 800m | 800m to 600m | 600m to 400m | 400m to 200m | 200m to WP | Total or Average | Margin |
|--------|---------|------------------------------|---------------|----------------|----------------|----------------|----------------|----------------|---------------|--------------|--------------|--------------|------------|------------------|--------|
| 5th | 8 | Topiary (2) | | | | | | | | | | | | | |
| | | Position in running (margin) | - | 7(2.7) | 7(3.4) | 5(3.0) | 6(3.8) | 7(4.2) | 7(5.7) | 7(5.3) | 7(5.3) | 7(6.2) | 7(7.2) | | 5.30 |
| | | Sectional time (s) | 12.05 | 12.56 | 12.58 | 13.22 | 13.38 | 13.21 | 13.15 | 12.48 | 11.17 | 12.18 | 12.25 | | |
| | | Cumulative time (s) | 138.21 | 126.16 | 113.61 | 101.03 | 87.81 | 74.43 | 61.22 | 48.07 | 35.59 | 24.42 | 12.25 | 2:18.21 | |
| | | Speed (m/s) | 8.30 | 15.92 | 15.90 | 15.13 | 14.95 | 15.14 | 15.21 | 16.03 | 17.91 | 16.42 | 16.33 | 15.19 | |
| | | Stride length (m) | 3.81 | 6.91 | 7.00 | 6.77 | 6.72 | 6.76 | 6.59 | 6.81 | 7.43 | 6.96 | 6.95 | 6.63 | |
| | | Stride duration (s) | 0.448 | 0.434 | 0.440 | 0.447 | 0.450 | 0.446 | 0.433 | 0.425 | 0.415 | 0.424 | 0.425 | 0.436 | |
| | | Stride efficiency (%) | 22.73 | 74.56 | 76.64 | 71.54 | 70.61 | 71.35 | 67.86 | 72.44 | 86.20 | 75.73 | 75.41 | 68.66 | |
| | | Stride count | 26.22 | 28.95 | 28.56 | 29.56 | 29.75 | 29.60 | 30.35 | 29.38 | 26.93 | 28.73 | 28.79 | 316.82 | |

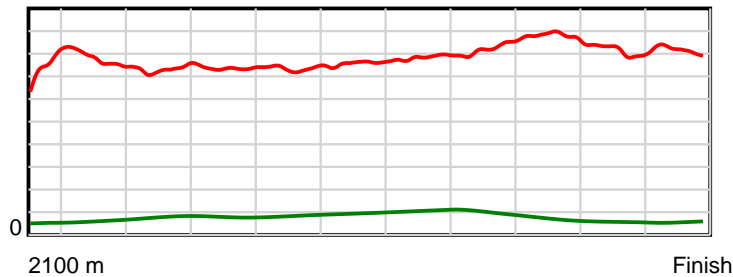
10 m Stride length



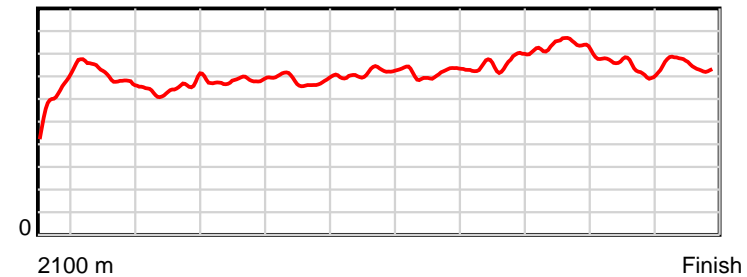
0.6 s Stride duration



20 m/sec Speed



100 % Stride efficiency



Note: Horizontal distance axis grid lines are 200m furlongs.

Disclaimer.

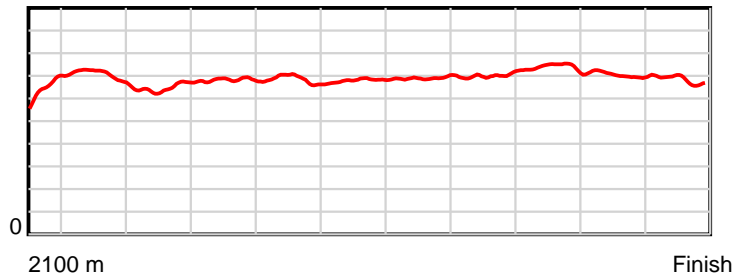
Tasracing Pty Ltd and Thoroughbred Ratings Pty Ltd accepts no responsibility for the completeness or accuracy of any of the information contained herein, and makes no representations about its suitability for any particular purpose. Users should make their own judgements about those matters and/or seek independent advice. You assume all risks associated with use of the data provided on this page.

Race Results

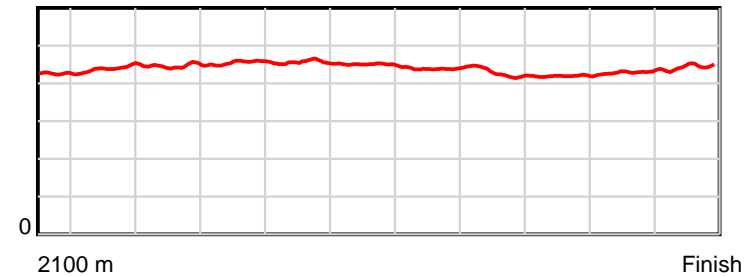
February 12, 2014, Race 9, MDN/CL1-SW, Distance 2100m, Mowbray - Offset 7m

| Result | TAB no. | Horse (Barrier) | 2100 to | 2000m to | 1800m to | 1600m to | 1400m to | 1200m to | 1000m to | 800m to | 600m to | 400m to | 200m to | Total or | Margin |
|--------|---------|------------------------------|---------|----------|----------|----------|----------|----------|----------|---------|---------|---------|---------|----------|--------|
| 6th | 9 | Chilli Quest (1) | 2000m | 1800m | 1600m | 1400m | 1200m | 1000m | 800m | 600m | 400m | 200m | WP | Average | |
| | | Position in running (margin) | - | 5(2.0) | 4(1.9) | 6(3.5) | 4(2.6) | 3(2.3) | 5(4.7) | 5(4.0) | 5(3.7) | 5(4.7) | 5(6.0) | | 9.60 |
| | | Sectional time (s) | 12.19 | 12.41 | 12.92 | 12.93 | 13.26 | 13.38 | 13.10 | 12.43 | 11.18 | 12.22 | 13.06 | | |
| | | Cumulative time (s) | 139.07 | 126.88 | 114.46 | 101.54 | 88.61 | 75.36 | 61.98 | 48.88 | 36.45 | 25.28 | 13.06 | 2:19.06 | |
| | | Speed (m/s) | 8.21 | 16.12 | 15.48 | 15.47 | 15.08 | 14.95 | 15.27 | 16.09 | 17.89 | 16.37 | 15.31 | 15.10 | |
| | | Stride length (m) | 3.86 | 7.08 | 6.91 | 7.02 | 6.88 | 6.74 | 6.70 | 6.92 | 7.50 | 7.00 | 6.79 | 6.69 | |
| | | Stride duration (s) | 0.468 | 0.440 | 0.446 | 0.454 | 0.456 | 0.451 | 0.439 | 0.430 | 0.419 | 0.428 | 0.443 | 0.443 | |
| | | Stride efficiency (%) | 23.29 | 78.37 | 74.55 | 77.02 | 74.07 | 70.98 | 70.10 | 74.89 | 87.99 | 76.68 | 71.94 | 70.01 | |
| | | Stride count | 25.90 | 28.24 | 28.96 | 28.49 | 29.05 | 29.68 | 29.86 | 28.89 | 26.65 | 28.55 | 29.48 | 313.75 | |

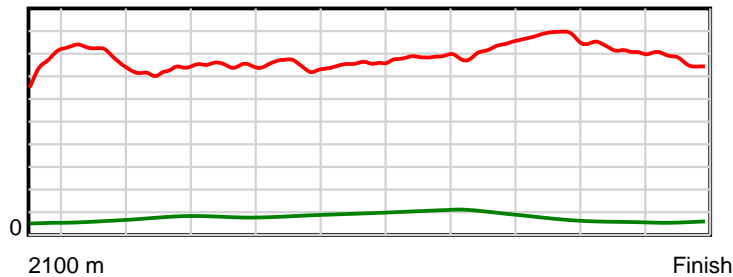
10 m Stride length



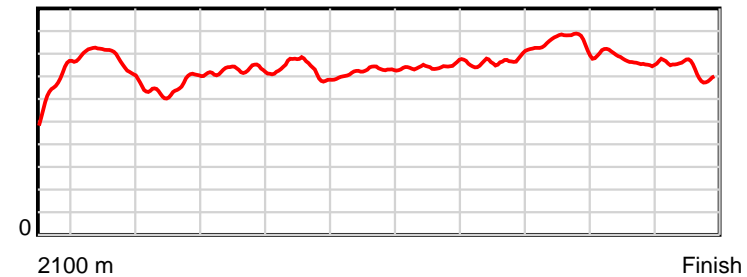
0.6 s Stride duration



20 m/sec Speed



100 % Stride efficiency



Note: Horizontal distance axis grid lines are 200m furlongs.

Disclaimer.

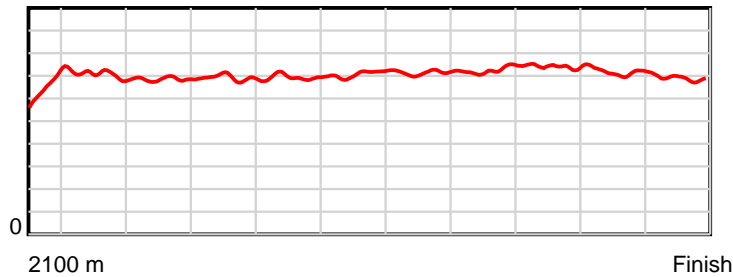
Tasracing Pty Ltd and Thoroughbred Ratings Pty Ltd accepts no responsibility for the completeness or accuracy of any of the information contained herein, and makes no representations about its suitability for any particular purpose. Users should make their own judgements about those matters and/or seek independent advice. You assume all risks associated with use of the data provided on this page.

Race Results

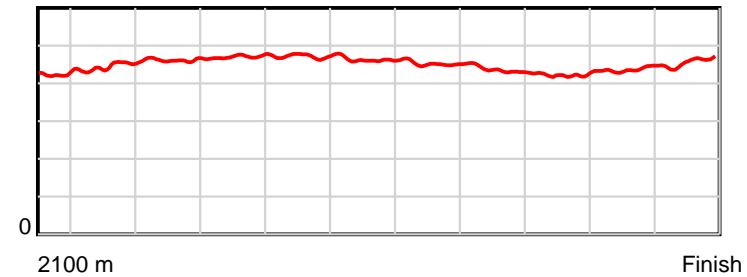
February 12, 2014, Race 9, MDN/CL1-SW, Distance 2100m, Mowbray - Offset 7m

| Result | TAB no. | Horse (Barrier) | 2100 to 2000m | 2000m to 1800m | 1800m to 1600m | 1600m to 1400m | 1400m to 1200m | 1200m to 1000m | 1000m to 800m | 800m to 600m | 600m to 400m | 400m to 200m | 200m to WP | Total or Average | Margin |
|--------|---------|------------------------------|---------------|----------------|----------------|----------------|----------------|----------------|---------------|--------------|--------------|--------------|------------|------------------|--------|
| 7th | 7 | Rattle'n'battl... (3) | - | 4(2.0) | 5(2.0) | 4(2.4) | 5(3.6) | 6(3.6) | 6(5.4) | 6(4.5) | 6(3.9) | 6(4.9) | 6(7.0) | | 11.40 |
| | | Position in running (margin) | - | 4(2.0) | 5(2.0) | 4(2.4) | 5(3.6) | 6(3.6) | 6(5.4) | 6(4.5) | 6(3.9) | 6(4.9) | 6(7.0) | | 11.40 |
| | | Sectional time (s) | 12.15 | 12.44 | 12.72 | 13.28 | 13.31 | 13.27 | 13.06 | 12.38 | 11.17 | 12.36 | 13.29 | | |
| | | Cumulative time (s) | 139.43 | 127.28 | 114.84 | 102.12 | 88.84 | 75.53 | 62.26 | 49.20 | 36.82 | 25.65 | 13.29 | 2:19.43 | |
| | | Speed (m/s) | 8.23 | 16.08 | 15.72 | 15.06 | 15.03 | 15.07 | 15.31 | 16.16 | 17.91 | 16.18 | 15.05 | 15.06 | |
| | | Stride length (m) | 3.85 | 7.15 | 7.26 | 7.07 | 7.09 | 6.99 | 6.94 | 7.07 | 7.55 | 7.06 | 6.89 | 6.83 | |
| | | Stride duration (s) | 0.451 | 0.444 | 0.462 | 0.469 | 0.472 | 0.464 | 0.453 | 0.438 | 0.422 | 0.436 | 0.458 | 0.453 | |
| | | Stride efficiency (%) | 23.17 | 79.78 | 82.44 | 78.04 | 78.61 | 76.40 | 75.19 | 78.13 | 89.08 | 77.85 | 74.17 | 72.84 | |
| | | Stride count | 25.97 | 27.99 | 27.54 | 28.30 | 28.20 | 28.60 | 28.83 | 28.29 | 26.49 | 28.34 | 29.03 | 307.58 | |

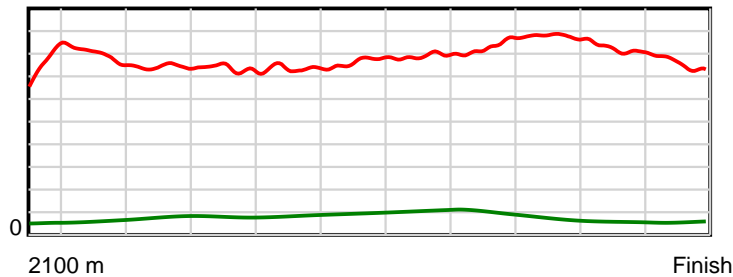
10 m Stride length



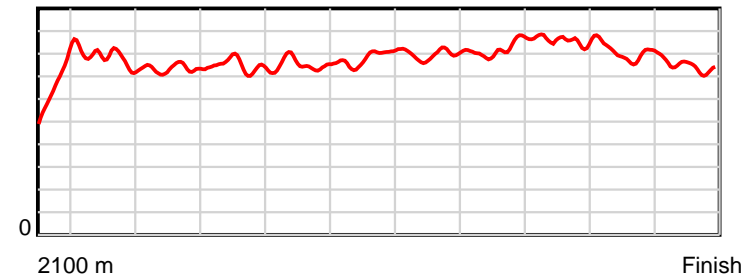
0.6 s Stride duration



20 m/sec Speed



100 % Stride efficiency



Note: Horizontal distance axis grid lines are 200m furlongs.

Disclaimer.

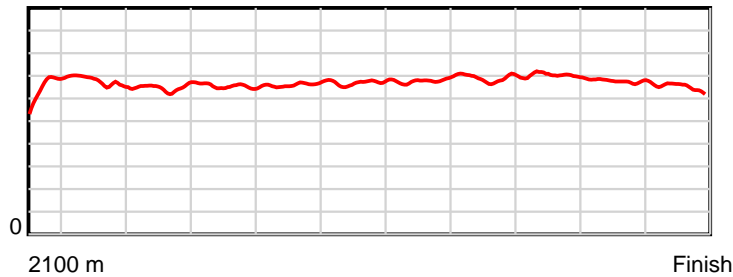
Tasracing Pty Ltd and Thoroughbred Ratings Pty Ltd accepts no responsibility for the completeness or accuracy of any of the information contained herein, and makes no representations about its suitability for any particular purpose. Users should make their own judgements about those matters and/or seek independent advice. You assume all risks associated with use of the data provided on this page.

Race Results

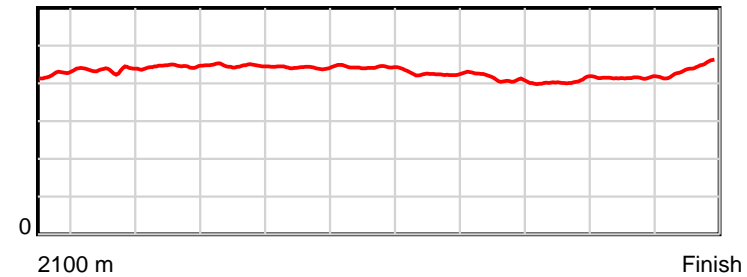
February 12, 2014, Race 9, MDN/CL1-SW, Distance 2100m, Mowbray - Offset 7m

| Result | TAB no. | Horse (Barrier) | 2100 to | 2000m to | 1800m to | 1600m to | 1400m to | 1200m to | 1000m to | 800m to | 600m to | 400m to | 200m to | Total or | Margin |
|--------|---------|------------------------------|--------------|--------------|--------------|--------------|--------------|--------------|-------------|-------------|-------------|-------------|-----------|----------------|--------|
| 8th | 4 | Delago Delight (6) | 2000m | 1800m | 1600m | 1400m | 1200m | 1000m | 800m | 600m | 400m | 200m | WP | Average | |
| | | Position in running (margin) | - | 8(3.1) | 8(4.8) | 8(6.7) | 8(7.8) | 8(6.9) | 8(8.0) | 8(6.6) | 8(5.4) | 8(6.6) | 8(9.4) | | 13.70 |
| | | Sectional time (s) | 12.22 | 12.72 | 12.97 | 13.27 | 13.14 | 13.16 | 12.98 | 12.27 | 11.21 | 12.49 | 13.47 | | |
| | | Cumulative time (s) | 139.90 | 127.68 | 114.97 | 102.00 | 88.72 | 75.58 | 62.42 | 49.44 | 37.17 | 25.96 | 13.47 | 2:19.90 | |
| | | Speed (m/s) | 8.18 | 15.72 | 15.42 | 15.07 | 15.22 | 15.20 | 15.41 | 16.30 | 17.84 | 16.01 | 14.85 | 15.01 | |
| | | Stride length (m) | 4.26 | 6.86 | 6.86 | 6.73 | 6.73 | 6.74 | 6.58 | 6.78 | 7.19 | 6.64 | 6.50 | 6.57 | |
| | | Stride duration (s) | 0.486 | 0.436 | 0.445 | 0.447 | 0.442 | 0.443 | 0.427 | 0.416 | 0.403 | 0.415 | 0.438 | 0.438 | |
| | | Stride efficiency (%) | 28.40 | 73.52 | 73.44 | 70.84 | 70.68 | 70.90 | 67.67 | 71.78 | 80.70 | 68.92 | 66.05 | 67.50 | |
| | | Stride count | 23.46 | 29.16 | 29.17 | 29.70 | 29.74 | 29.69 | 30.39 | 29.51 | 27.83 | 30.12 | 30.76 | 319.53 | |

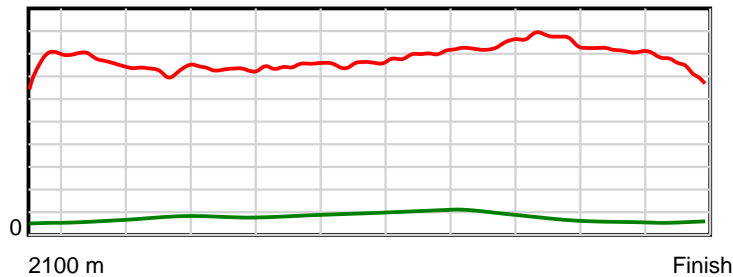
10 m Stride length



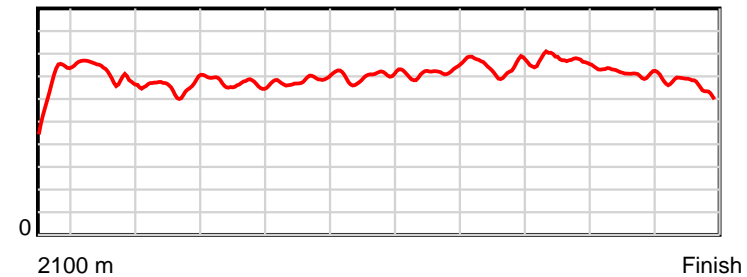
0.6 s Stride duration



20 m/sec Speed



100 % Stride efficiency



Note: Horizontal distance axis grid lines are 200m furlongs.

Disclaimer.

Tasracing Pty Ltd and Thoroughbred Ratings Pty Ltd accepts no responsibility for the completeness or accuracy of any of the information contained herein, and makes no representations about its suitability for any particular purpose. Users should make their own judgements about those matters and/or seek independent advice. You assume all risks associated with use of the data provided on this page.