



## Race Results

Tasmanian Racing Club, Hobart, February 23, 2014

Compilation date: February 24, 2014, 9:13:05 AM (EST)

Copyright © 2014 Tasracing Pty Ltd. All rights reserved.

### Trademarks.

StrideMASTER is a registered trademark of Thoroughbred Ratings Pty Ltd.

### Disclaimer.

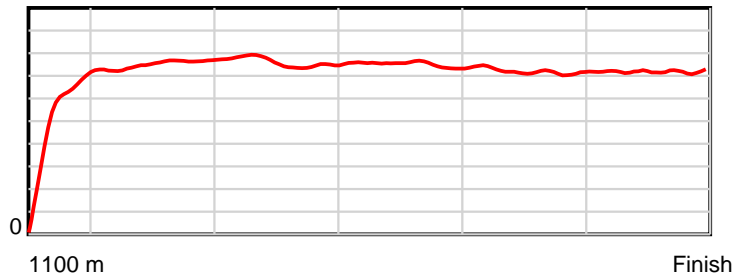
Tasracing Pty Ltd and Thoroughbred Ratings Pty Ltd accepts no responsibility for the completeness or accuracy of any of the information contained herein, and makes no representations about its suitability for any particular purpose. Users should make their own judgements about those matters and/or seek independent advice. You assume all risks associated with use of the data provided on this page.

# Race Results

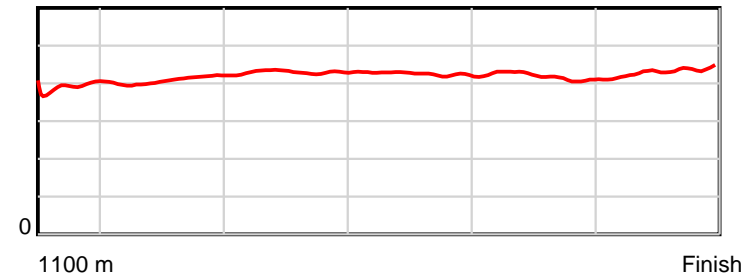
February 23, 2014, Race 1, 3Y MDN-SW, Distance 1100m, Elwick Course Proper - Offset 6m

Result	TAB no.	Horse (Barrier)	1100 to	1000m to	800m to	600m to	400m to	200m to	Total or	Margin
1st	1	Arkadashim (4)	1000m	800m	600m	400m	200m	WP	Average	
		Position in running (margin)	-	2(1.4)	2(1.2)	4(0.9)	3(1.1)	1(0.0)		0.00
		Sectional time (s)	9.44	10.51	11.01	11.51	11.82	12.09		
		Cumulative time (s)	66.39	56.95	46.44	35.42	23.92	12.09	1:06.39	
		Speed (m/s)	10.59	19.03	18.17	17.38	16.92	16.54	16.57	
		Stride length (m)	4.29	7.77	7.78	7.39	7.08	7.14	6.96	
		Stride duration (s)	0.394	0.408	0.429	0.425	0.418	0.432	0.420	
		Stride efficiency (%)	28.82	94.31	94.64	85.39	78.29	79.58	75.66	
		Stride count	23.29	25.74	25.70	27.06	28.26	28.03	158.08	

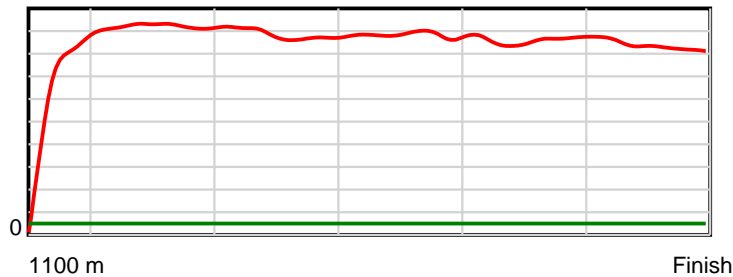
10 m Stride length



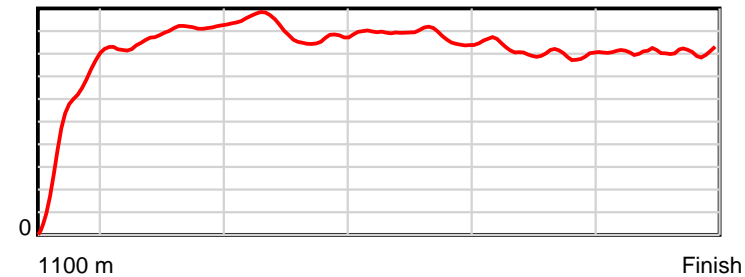
0.6 s Stride duration



20 m/sec Speed



100 % Stride efficiency



Note: Horizontal distance axis grid lines are 200m furlongs.

## Disclaimer.

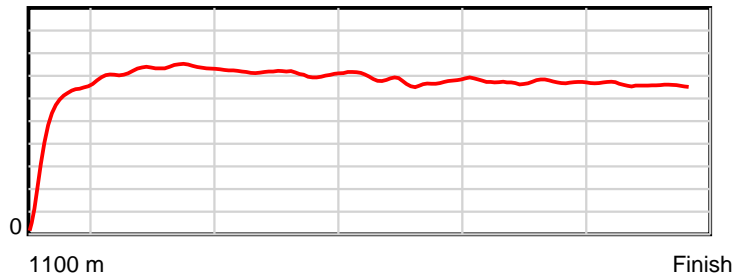
Tasracing Pty Ltd and Thoroughbred Ratings Pty Ltd accepts no responsibility for the completeness or accuracy of any of the information contained herein, and makes no representations about its suitability for any particular purpose. Users should make their own judgements about those matters and/or seek independent advice. You assume all risks associated with use of the data provided on this page.

# Race Results

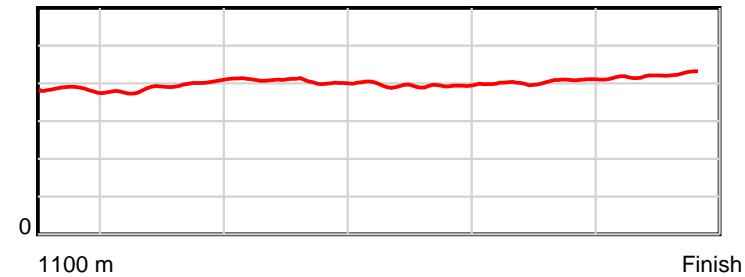
February 23, 2014, Race 1, 3Y MDN-SW, Distance 1100m, Elwick Course Proper - Offset 6m

Result	TAB no.	Horse (Barrier)	1100 to	1000m to	800m to	600m to	400m to	200m to	Total or	Margin
2nd	2	Blue Tier (2)	1000m	800m	600m	400m	200m	WP	Average	
		Position in running (margin)	-	5(5.0)	4(2.2)	2(0.0)	2(0.0)	2(0.0)		3.30
		Sectional time (s)	10.01	10.08	10.71	11.48	12.00	12.71		
		Cumulative time (s)	66.99	56.98	46.90	36.19	24.71	12.71	1:06.98	
		Speed (m/s)	9.99	19.84	18.67	17.42	16.67	15.74	16.42	
		Stride length (m)	3.96	7.76	7.59	6.89	6.68	6.61	6.60	
		Stride duration (s)	0.394	0.391	0.407	0.396	0.401	0.420	0.402	
		Stride efficiency (%)	24.48	94.07	90.08	74.28	69.83	68.33	68.15	
		Stride count	25.27	25.78	26.34	29.01	29.92	30.25	166.57	

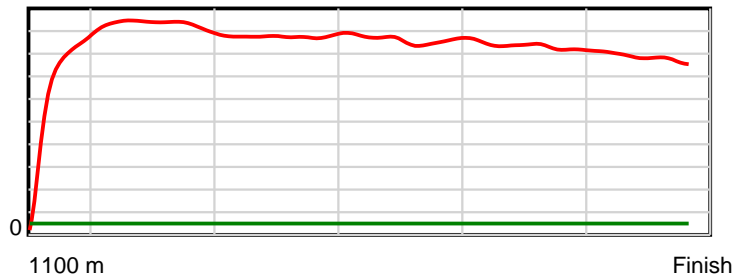
10 m Stride length



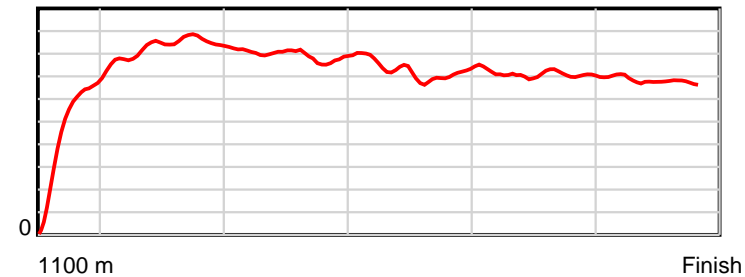
0.6 s Stride duration



20 m/sec Speed



100 % Stride efficiency



Note: Horizontal distance axis grid lines are 200m furlongs.

**Disclaimer.**

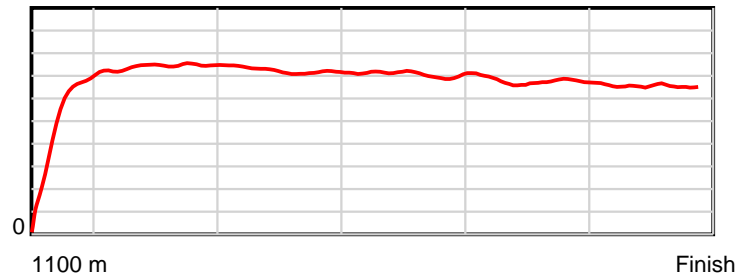
Tasracing Pty Ltd and Thoroughbred Ratings Pty Ltd accepts no responsibility for the completeness or accuracy of any of the information contained herein, and makes no representations about its suitability for any particular purpose. Users should make their own judgements about those matters and/or seek independent advice. You assume all risks associated with use of the data provided on this page.

# Race Results

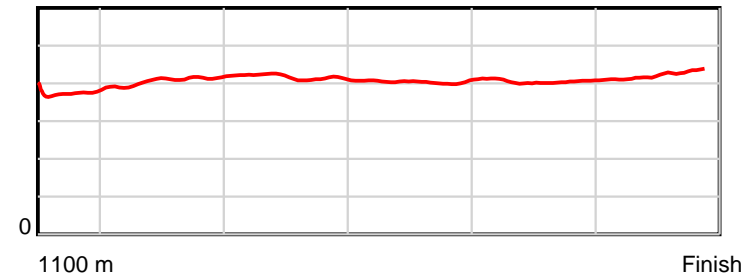
February 23, 2014, Race 1, 3Y MDN-SW, Distance 1100m, Elwick Course Proper - Offset 6m

Result	TAB no.	Horse (Barrier)	1100 to	1000m to	800m to	600m to	400m to	200m to	Total or	Margin
3rd	4	<b>Golnali (6)</b>	<b>1000m</b>	<b>800m</b>	<b>600m</b>	<b>400m</b>	<b>200m</b>	<b>WP</b>	<b>Average</b>	
		Position in running (margin)	-	1(0.0)	1(0.0)	1(0.0)	1(0.0)	3(1.1)		6.30
		Sectional time (s)	9.34	10.54	11.07	11.47	12.18	12.94		
		Cumulative time (s)	67.55	58.21	47.67	36.59	25.12	12.94	1:07.54	
		Speed (m/s)	10.71	18.98	18.07	17.44	16.42	15.46	16.28	
		Stride length (m)	4.25	7.70	7.54	7.03	6.65	6.52	6.66	
		Stride duration (s)	0.376	0.406	0.417	0.403	0.405	0.422	0.409	
		Stride efficiency (%)	28.23	92.62	88.82	77.22	69.14	66.35	69.24	
		Stride count	23.53	25.98	26.53	28.45	30.07	30.69	165.25	

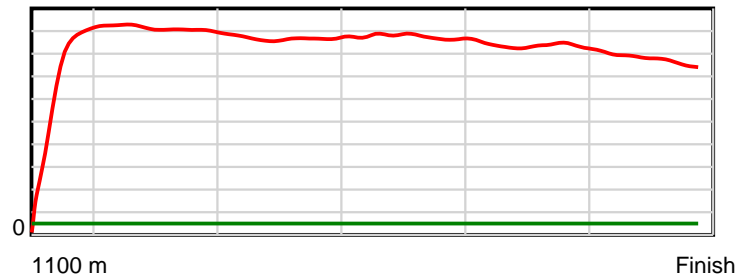
10 m Stride length



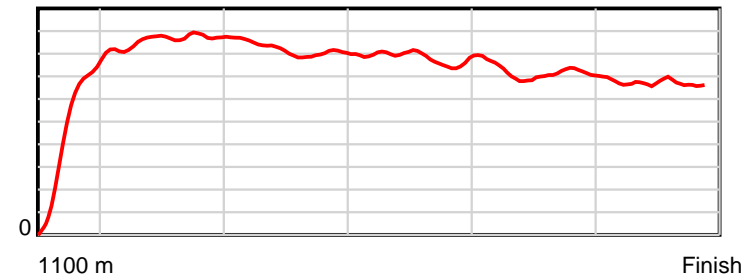
0.6 s Stride duration



20 m/sec Speed



100 % Stride efficiency



Note: Horizontal distance axis grid lines are 200m furlongs.

### Disclaimer.

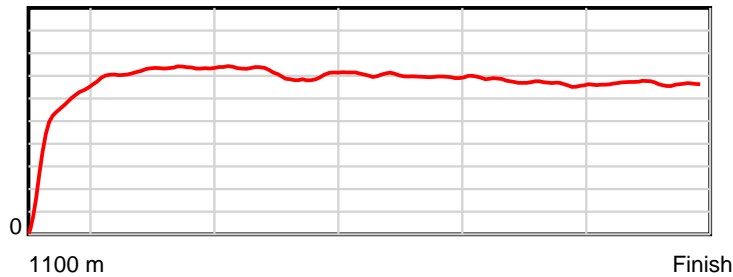
Tasracing Pty Ltd and Thoroughbred Ratings Pty Ltd accepts no responsibility for the completeness or accuracy of any of the information contained herein, and makes no representations about its suitability for any particular purpose. Users should make their own judgements about those matters and/or seek independent advice. You assume all risks associated with use of the data provided on this page.

# Race Results

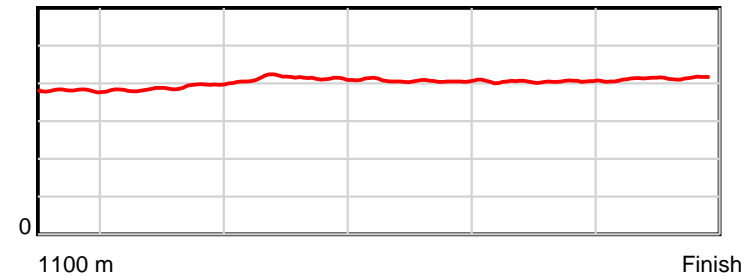
February 23, 2014, Race 1, 3Y MDN-SW, Distance 1100m, Elwick Course Proper - Offset 6m

Result	TAB no.	Horse (Barrier)	1100 to	1000m to	800m to	600m to	400m to	200m to	Total or	Margin
4th	5	Porto (1)	1000m	800m	600m	400m	200m	WP	Average	
		Position in running (margin)	-	7(6.8)	7(4.6)	7(4.3)	5(4.1)	5(5.8)		7.10
		Sectional time (s)	10.36	10.17	11.03	11.44	12.28	12.42		
		Cumulative time (s)	67.70	57.34	47.17	36.14	24.69	12.42	1:07.70	
		Speed (m/s)	9.65	19.67	18.13	17.48	16.29	16.10	16.25	
		Stride length (m)	3.82	7.64	7.46	7.11	6.58	6.64	6.55	
		Stride duration (s)	0.381	0.388	0.412	0.407	0.404	0.412	0.403	
		Stride efficiency (%)	22.79	91.16	87.01	78.95	67.70	68.80	67.12	
		Stride count	26.18	26.19	26.80	28.14	30.39	30.14	167.84	

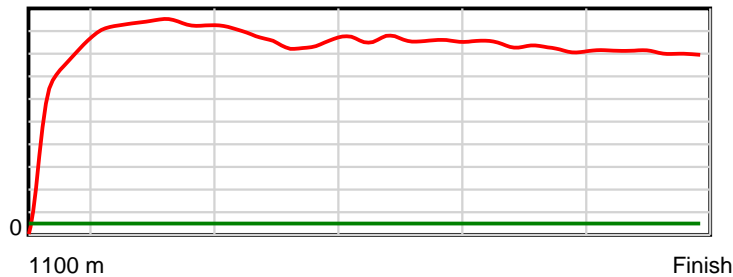
10 m Stride length



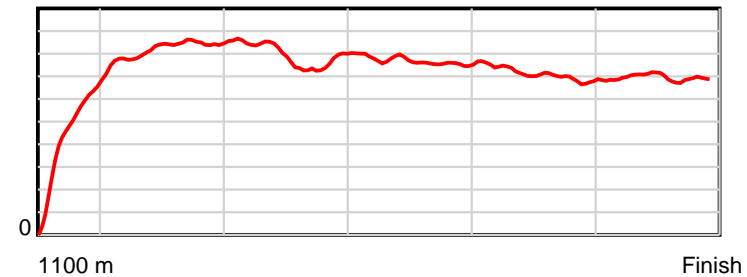
0.6 s Stride duration



20 m/sec Speed



100 % Stride efficiency



Note: Horizontal distance axis grid lines are 200m furlongs.

## Disclaimer.

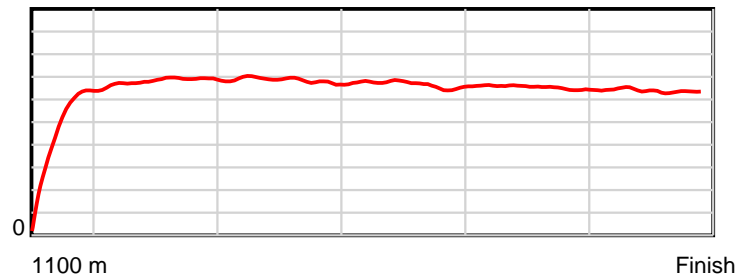
Tasracing Pty Ltd and Thoroughbred Ratings Pty Ltd accepts no responsibility for the completeness or accuracy of any of the information contained herein, and makes no representations about its suitability for any particular purpose. Users should make their own judgements about those matters and/or seek independent advice. You assume all risks associated with use of the data provided on this page.

# Race Results

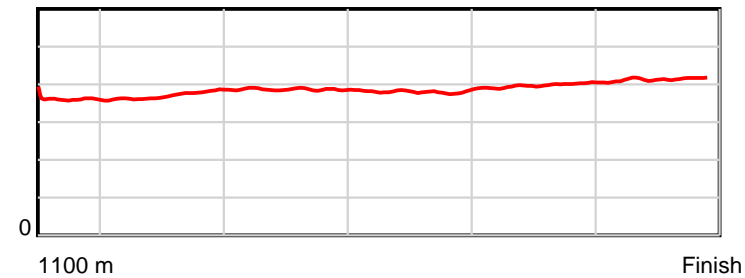
February 23, 2014, Race 1, 3Y MDN-SW, Distance 1100m, Elwick Course Proper - Offset 6m

Result	TAB no.	Horse (Barrier)	1100 to	1000m to	800m to	600m to	400m to	200m to	Total or	Margin
5th	7	<b>Fleur Danseur (7)</b>	<b>1000m</b>	<b>800m</b>	<b>600m</b>	<b>400m</b>	<b>200m</b>	<b>WP</b>	<b>Average</b>	
		Position in running (margin)	-	4(2.6)	5(2.4)	3(0.7)	4(1.3)	4(3.5)		8.90
		Sectional time (s)	9.82	10.50	10.80	11.57	12.35	12.99		
		Cumulative time (s)	68.04	58.22	47.72	36.92	25.35	12.99	1:08.04	
		Speed (m/s)	10.18	19.05	18.52	17.29	16.19	15.40	16.17	
		Stride length (m)	3.88	7.04	7.15	6.57	6.42	6.35	6.28	
		Stride duration (s)	0.363	0.369	0.386	0.380	0.396	0.413	0.388	
		Stride efficiency (%)	23.54	77.36	79.88	67.46	64.38	63.01	61.56	
		Stride count	25.77	28.42	27.97	30.44	31.16	31.50	175.26	

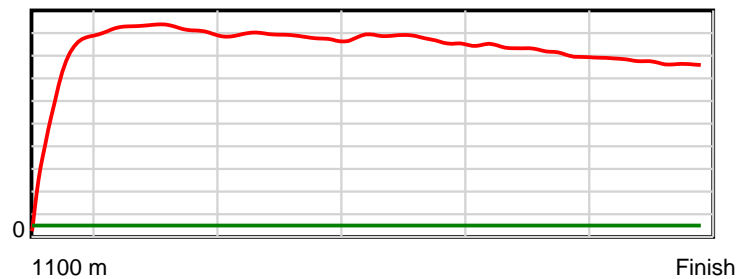
10 m Stride length



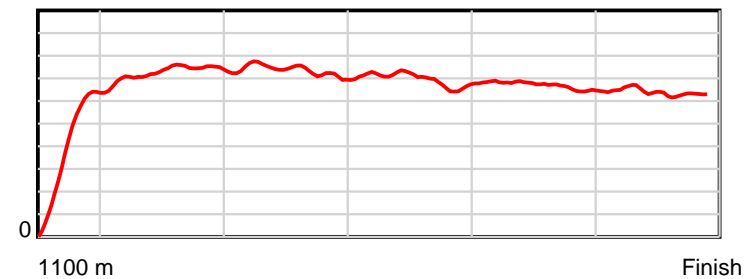
0.6 s Stride duration



20 m/sec Speed



100 % Stride efficiency



Note: Horizontal distance axis grid lines are 200m furlongs.

## Disclaimer.

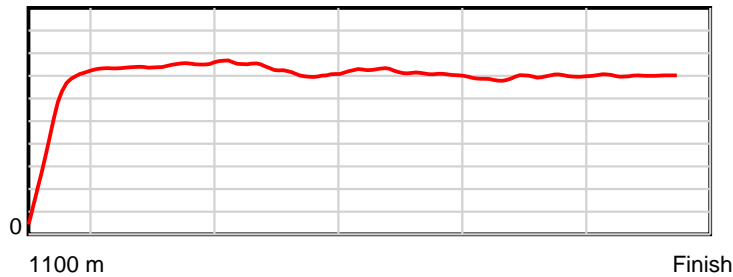
Tasracing Pty Ltd and Thoroughbred Ratings Pty Ltd accepts no responsibility for the completeness or accuracy of any of the information contained herein, and makes no representations about its suitability for any particular purpose. Users should make their own judgements about those matters and/or seek independent advice. You assume all risks associated with use of the data provided on this page.

# Race Results

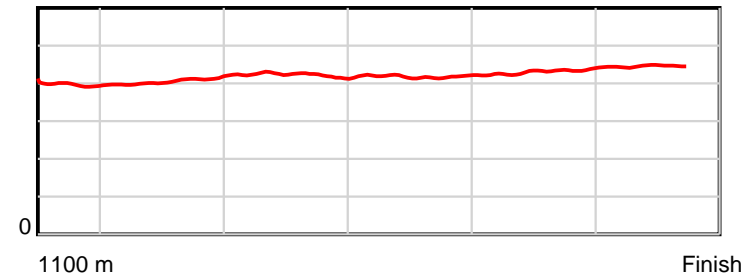
February 23, 2014, Race 1, 3Y MDN-SW, Distance 1100m, Elwick Course Proper - Offset 6m

Result	TAB no.	Horse (Barrier)	1100 to	1000m to	800m to	600m to	400m to	200m to	Total or	Margin
6th	6	Down to the Wi... (3)	1000m	800m	600m	400m	200m	WP	Average	
		Position in running (margin)	-	6(5.7)	6(3.3)	6(3.6)	6(4.7)	6(7.0)		11.20
		Sectional time (s)	10.54	10.14	11.13	11.65	12.38	12.63		
		Cumulative time (s)	68.48	57.94	47.80	36.67	25.01	12.63	1:08.48	
		Speed (m/s)	9.49	19.72	17.97	17.17	16.16	15.84	16.06	
		Stride length (m)	4.13	7.92	7.60	7.16	6.89	7.03	6.82	
		Stride duration (s)	0.407	0.401	0.423	0.417	0.427	0.444	0.425	
		Stride efficiency (%)	26.62	98.04	90.23	80.04	74.25	77.16	72.75	
		Stride count	24.23	25.25	26.32	27.95	29.01	28.46	161.22	

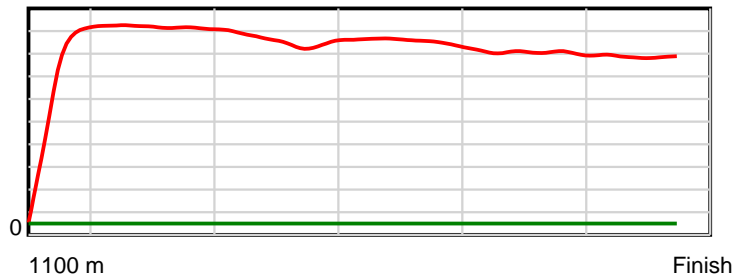
10 m Stride length



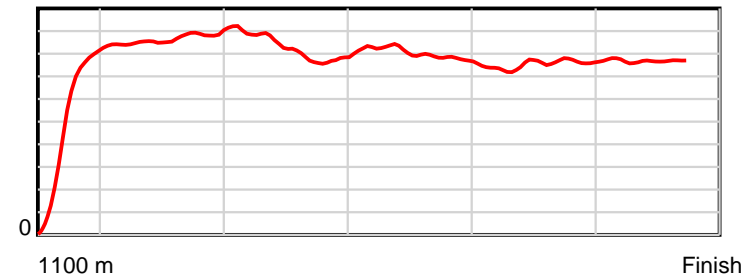
0.6 s Stride duration



20 m/sec Speed



100 % Stride efficiency



Note: Horizontal distance axis grid lines are 200m furlongs.

## Disclaimer.

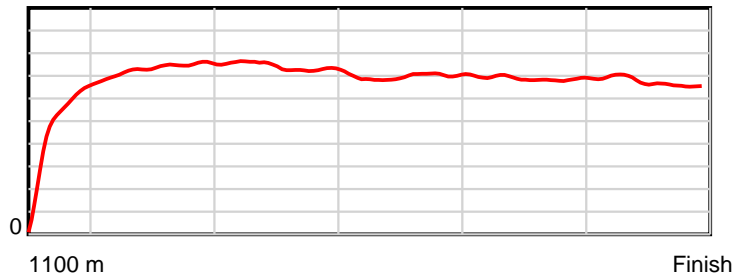
Tasracing Pty Ltd and Thoroughbred Ratings Pty Ltd accepts no responsibility for the completeness or accuracy of any of the information contained herein, and makes no representations about its suitability for any particular purpose. Users should make their own judgements about those matters and/or seek independent advice. You assume all risks associated with use of the data provided on this page.

# Race Results

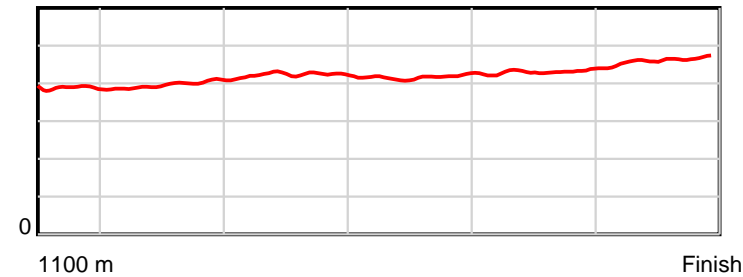
February 23, 2014, Race 1, 3Y MDN-SW, Distance 1100m, Elwick Course Proper - Offset 6m

Result	TAB no.	Horse (Barrier)	1100 to	1000m to	800m to	600m to	400m to	200m to	Total or	Margin
7th	3	<b>Bustarooni (5)</b>	<b>1000m</b>	<b>800m</b>	<b>600m</b>	<b>400m</b>	<b>200m</b>	<b>WP</b>	<b>Average</b>	
		Position in running (margin)	-	3(2.6)	3(1.5)	5(2.2)	7(5.2)	7(9.7)		14.20
		Sectional time (s)	8.97	10.36	11.19	11.97	12.76	13.81		
		Cumulative time (s)	69.06	60.09	49.73	38.54	26.57	13.81	1:09.06	
		Speed (m/s)	11.14	19.31	17.87	16.71	15.67	14.48	15.93	
		Stride length (m)	4.20	7.66	7.55	6.96	6.74	6.66	6.67	
		Stride duration (s)	0.387	0.397	0.423	0.416	0.430	0.460	0.419	
		Stride efficiency (%)	27.51	91.61	89.10	75.65	71.02	69.40	69.57	
		Stride count	23.83	26.12	26.49	28.74	29.67	30.01	164.86	

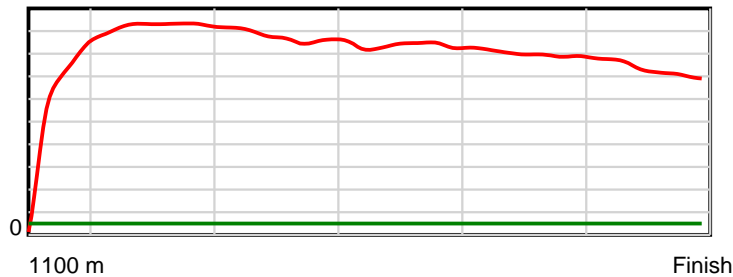
10 m Stride length



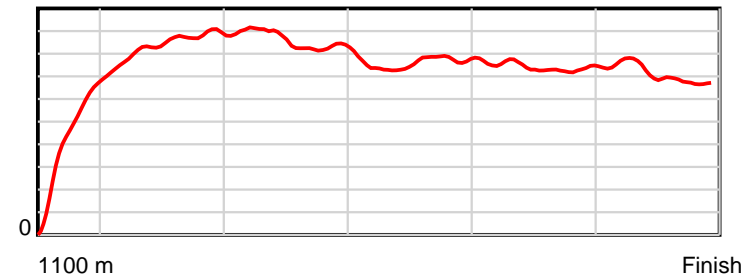
0.6 s Stride duration



20 m/sec Speed



100 % Stride efficiency



Note: Horizontal distance axis grid lines are 200m furlongs.

**Disclaimer.**

Tasracing Pty Ltd and Thoroughbred Ratings Pty Ltd accepts no responsibility for the completeness or accuracy of any of the information contained herein, and makes no representations about its suitability for any particular purpose. Users should make their own judgements about those matters and/or seek independent advice. You assume all risks associated with use of the data provided on this page.