



Race Results

Tasmanian Racing Club, Hobart, February 23, 2014

Compilation date: February 24, 2014, 9:18:54 AM (EST)

Copyright © 2014 Tasracing Pty Ltd. All rights reserved.

Trademarks.

StrideMASTER is a registered trademark of Thoroughbred Ratings Pty Ltd.

Disclaimer.

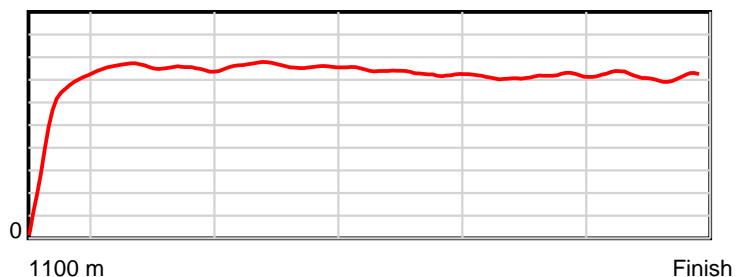
Tasracing Pty Ltd and Thoroughbred Ratings Pty Ltd accepts no responsibility for the completeness or accuracy of any of the information contained herein, and makes no representations about its suitability for any particular purpose. Users should make their own judgements about those matters and/or seek independent advice. You assume all risks associated with use of the data provided on this page.

Race Results

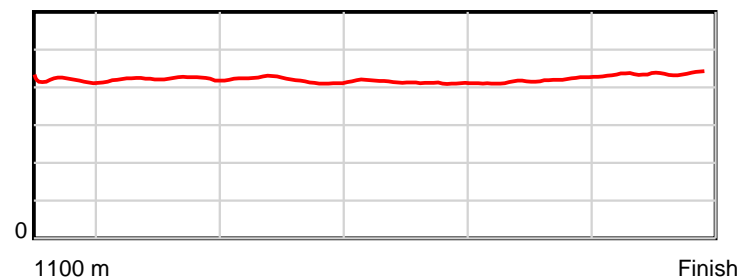
February 23, 2014, Race 6, CL2, Distance 1100m, Elwick Course Proper - Offset 6m

Result	TAB no.	Horse (Barrier)	1100 to	1000m to	800m to	600m to	400m to	200m to	Total or	Margin
1st	8	My Angels (4)	1000m	800m	600m	400m	200m	WP	Average	
		Position in running (margin)	-	8(3.5)	5(3.0)	3(1.0)	2(0.4)	1(0.0)		0.00
		Sectional time (s)	9.59	10.72	10.98	11.49	11.70	12.18		
		Cumulative time (s)	66.67	57.08	46.36	35.38	23.89	12.18	1:06.67	
		Speed (m/s)	10.43	18.66	18.21	17.41	17.09	16.42	16.50	
		Stride length (m)	4.51	7.89	7.64	7.20	7.13	7.14	6.98	
		Stride duration (s)	0.422	0.423	0.419	0.414	0.418	0.435	0.423	
		Stride efficiency (%)	31.74	97.23	91.11	80.90	79.55	79.74	76.17	
		Stride count	22.19	25.35	26.19	27.80	28.03	28.00	157.56	

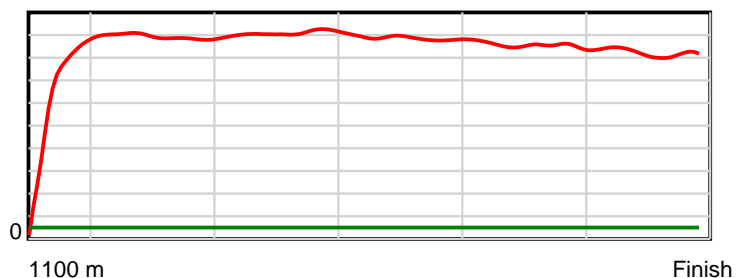
10 m Stride length



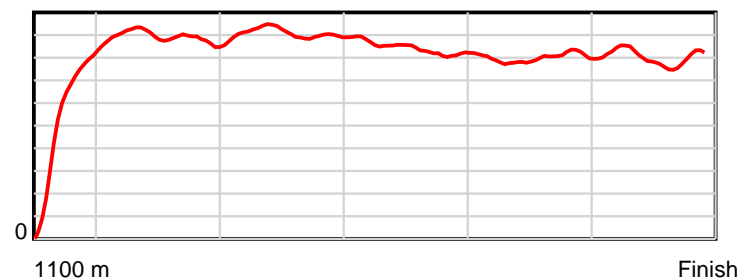
0.6 s Stride duration



20 m/sec Speed



100 % Stride efficiency



Note: Horizontal distance axis grid lines are 200m furlongs.

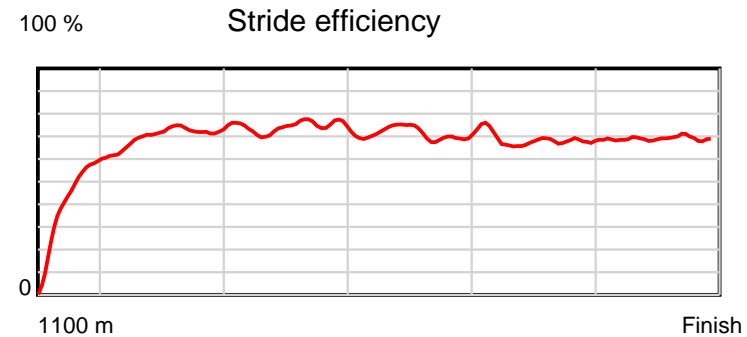
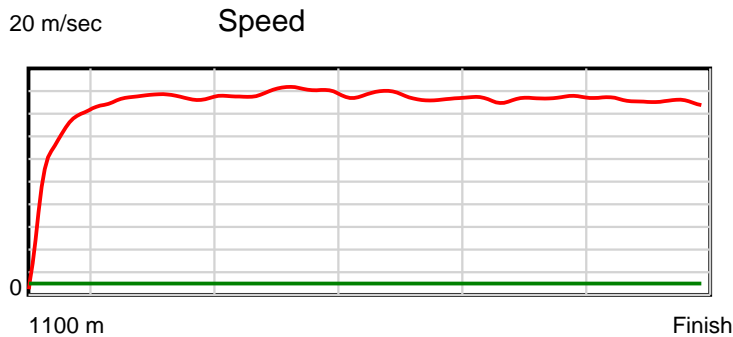
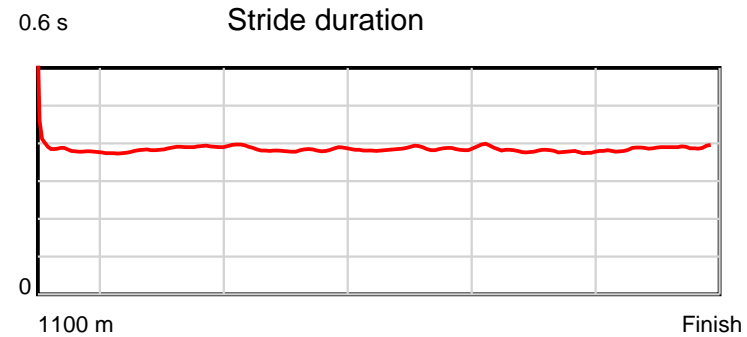
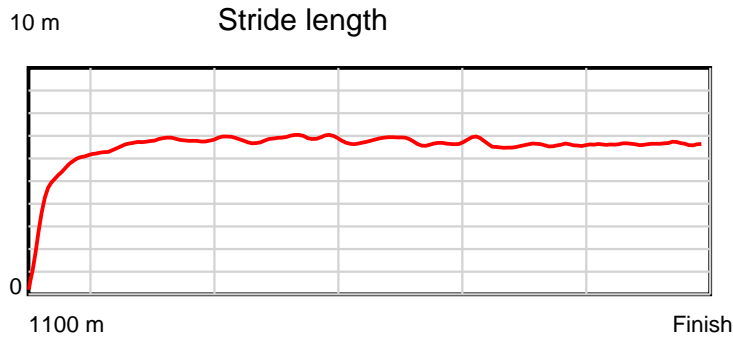
Disclaimer.

Tasracing Pty Ltd and Thoroughbred Ratings Pty Ltd accepts no responsibility for the completeness or accuracy of any of the information contained herein, and makes no representations about its suitability for any particular purpose. Users should make their own judgements about those matters and/or seek independent advice. You assume all risks associated with use of the data provided on this page.

Race Results

February 23, 2014, Race 6, CL2, Distance 1100m, Elwick Course Proper - Offset 6m

Result	TAB no.	Horse (Barrier)	1100 to	1000m to	800m to	600m to	400m to	200m to	Total or	Margin
2nd	1	Not Another Re... (10)	1000m	800m	600m	400m	200m	WP	Average	
		Position in running (margin)	-	10(4.1)	10(6.4)	10(4.7)	10(4.6)	5(2.2)		0.10
		Sectional time (s)	9.95	11.19	11.03	11.56	11.39	11.56		
		Cumulative time (s)	66.69	56.74	45.54	34.51	22.95	11.56	1:06.68	
		Speed (m/s)	10.05	17.87	18.13	17.30	17.56	17.30	16.49	
		Stride length (m)	4.37	6.88	6.97	6.66	6.69	6.70	6.45	
		Stride duration (s)	0.414	0.385	0.384	0.385	0.381	0.387	0.391	
		Stride efficiency (%)	29.78	74.07	75.91	69.21	70.02	70.08	65.08	
		Stride count	22.91	29.05	28.70	30.05	29.88	29.86	170.45	



Note: Horizontal distance axis grid lines are 200m furlongs.

Disclaimer.

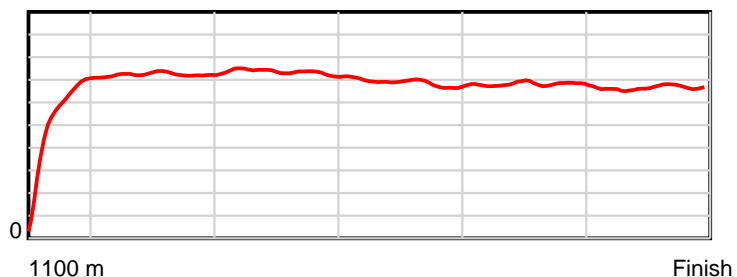
Tasracing Pty Ltd and Thoroughbred Ratings Pty Ltd accepts no responsibility for the completeness or accuracy of any of the information contained herein, and makes no representations about its suitability for any particular purpose. Users should make their own judgements about those matters and/or seek independent advice. You assume all risks associated with use of the data provided on this page.

Race Results

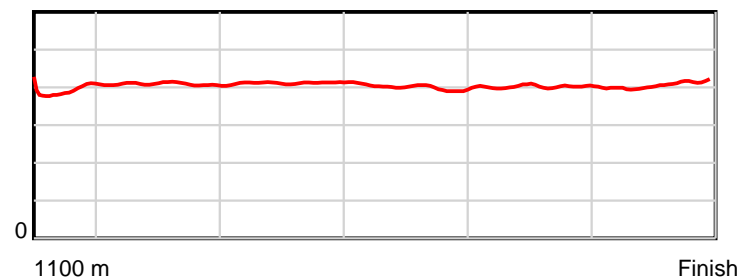
February 23, 2014, Race 6, CL2, Distance 1100m, Elwick Course Proper - Offset 6m

Result	TAB no.	Horse (Barrier)	1100 to	1000m to	800m to	600m to	400m to	200m to	Total or	Margin
3rd	5	Searlait (2)	1000m	800m	600m	400m	200m	WP	Average	
		Position in running (margin)	-	6(2.6)	4(2.9)	5(1.2)	4(1.6)	2(1.6)		2.90
		Sectional time (s)	9.67	10.85	11.03	11.66	11.77	12.21		
		Cumulative time (s)	67.20	57.53	46.67	35.64	23.99	12.21	1:07.20	
		Speed (m/s)	10.34	18.43	18.13	17.15	16.99	16.38	16.37	
		Stride length (m)	4.33	7.52	7.46	6.86	6.81	6.65	6.66	
		Stride duration (s)	0.403	0.408	0.411	0.400	0.401	0.406	0.407	
		Stride efficiency (%)	29.26	88.38	87.02	73.50	72.49	69.15	69.38	
		Stride count	23.11	26.59	26.80	29.16	29.37	30.06	165.09	

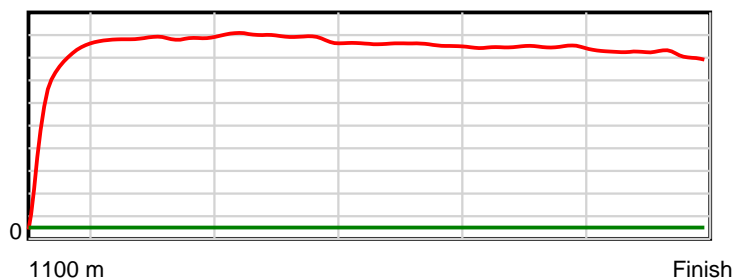
10 m Stride length



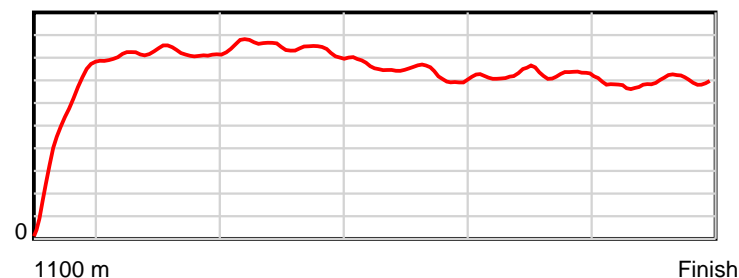
0.6 s Stride duration



20 m/sec Speed



100 % Stride efficiency



Note: Horizontal distance axis grid lines are 200m furlongs.

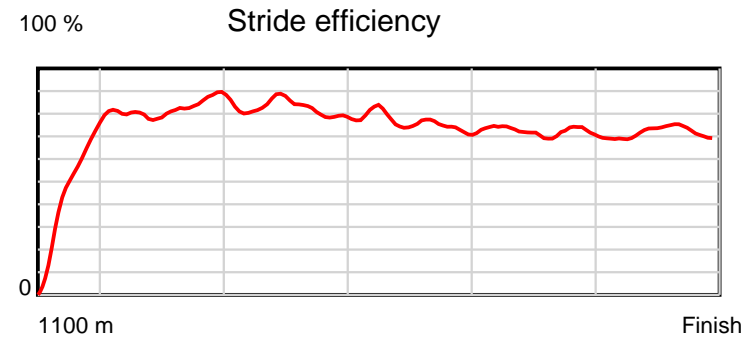
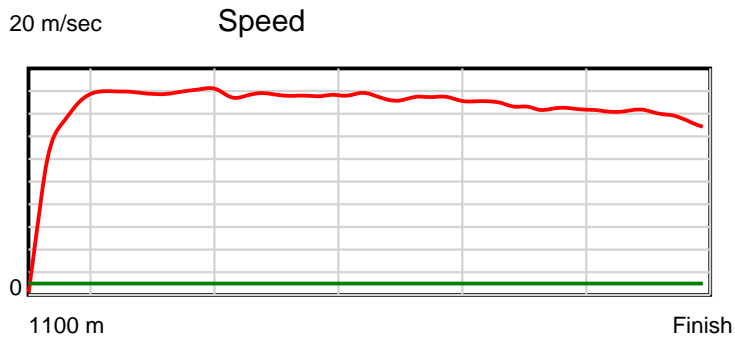
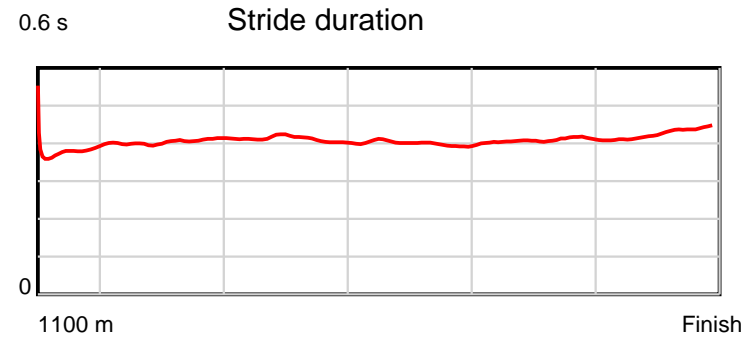
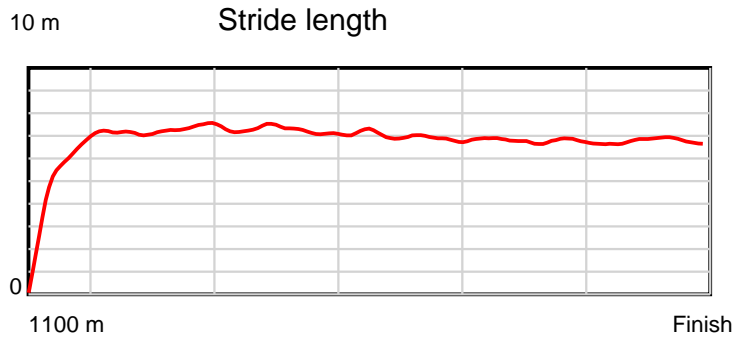
Disclaimer.

Tasracing Pty Ltd and Thoroughbred Ratings Pty Ltd accepts no responsibility for the completeness or accuracy of any of the information contained herein, and makes no representations about its suitability for any particular purpose. Users should make their own judgements about those matters and/or seek independent advice. You assume all risks associated with use of the data provided on this page.

Race Results

February 23, 2014, Race 6, CL2, Distance 1100m, Elwick Course Proper - Offset 6m

Result	TAB no.	Horse (Barrier)	1100 to	1000m to	800m to	600m to	400m to	200m to	Total or	Margin
4th	2	Gee Gees Style (7)	1000m	800m	600m	400m	200m	WP	Average	
		Position in running (margin)	-	1(0.0)	1(0.0)	1(0.0)	3(0.5)	3(1.7)		5.70
		Sectional time (s)	9.40	10.81	11.32	11.67	11.97	12.55		
		Cumulative time (s)	67.72	58.32	47.51	36.19	24.52	12.55	1:07.71	
		Speed (m/s)	10.64	18.50	17.67	17.14	16.71	15.94	16.24	
		Stride length (m)	4.35	7.48	7.26	6.84	6.81	6.82	6.66	
		Stride duration (s)	0.383	0.404	0.411	0.399	0.408	0.428	0.410	
		Stride efficiency (%)	29.64	87.39	82.42	73.11	72.46	72.70	69.31	
		Stride count	22.96	26.74	27.54	29.24	29.37	29.32	165.17	



Note: Horizontal distance axis grid lines are 200m furlongs.

Disclaimer.

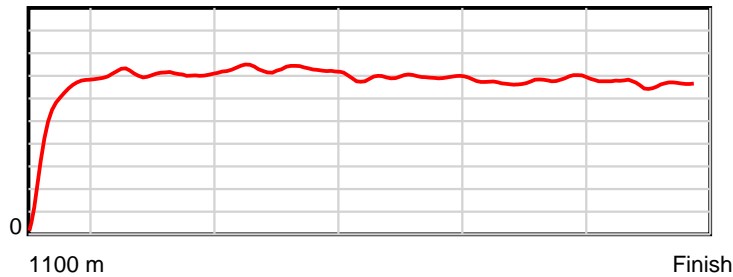
Tasracing Pty Ltd and Thoroughbred Ratings Pty Ltd accepts no responsibility for the completeness or accuracy of any of the information contained herein, and makes no representations about its suitability for any particular purpose. Users should make their own judgements about those matters and/or seek independent advice. You assume all risks associated with use of the data provided on this page.

Race Results

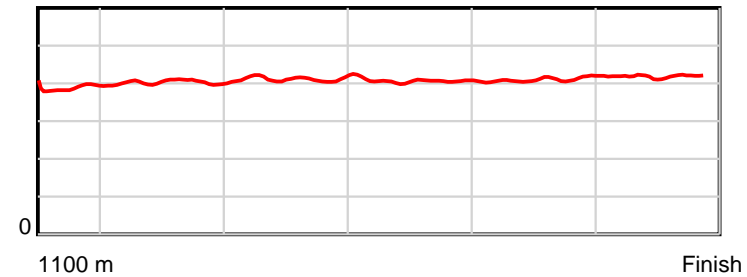
February 23, 2014, Race 6, CL2, Distance 1100m, Elwick Course Proper - Offset 6m

Result	TAB no.	Horse (Barrier)	1100 to	1000m to	800m to	600m to	400m to	200m to	Total or	Margin
5th	10	Ruby's for Me (6)	1000m	800m	600m	400m	200m	WP	Average	
		Position in running (margin)	-	9(3.9)	3(2.8)	4(1.2)	5(2.1)	6(3.3)		5.90
		Sectional time (s)	9.99	10.62	11.05	11.74	11.97	12.38		
		Cumulative time (s)	67.76	57.77	47.14	36.09	24.35	12.38	1:07.76	
		Speed (m/s)	10.01	18.83	18.10	17.04	16.71	16.16	16.23	
		Stride length (m)	4.12	7.56	7.40	6.94	6.84	6.75	6.65	
		Stride duration (s)	0.392	0.402	0.409	0.407	0.409	0.418	0.410	
		Stride efficiency (%)	26.51	89.28	85.59	75.28	73.02	71.27	69.07	
		Stride count	24.28	26.46	27.02	28.82	29.26	29.62	165.46	

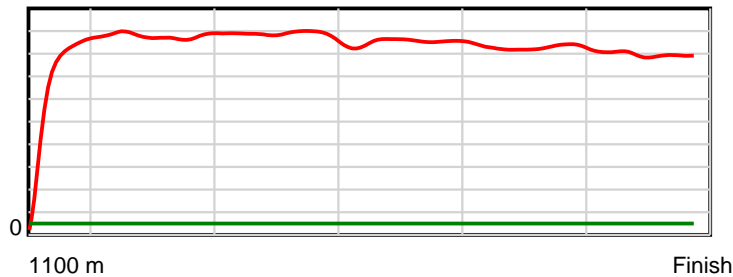
10 m Stride length



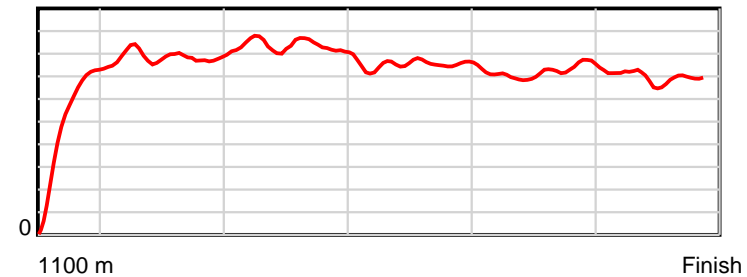
0.6 s Stride duration



20 m/sec Speed



100 % Stride efficiency



Note: Horizontal distance axis grid lines are 200m furlongs.

Disclaimer.

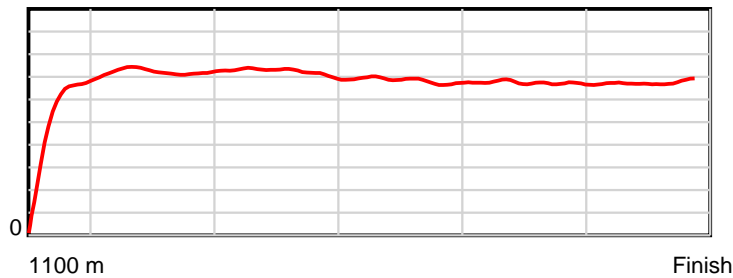
Tasracing Pty Ltd and Thoroughbred Ratings Pty Ltd accepts no responsibility for the completeness or accuracy of any of the information contained herein, and makes no representations about its suitability for any particular purpose. Users should make their own judgements about those matters and/or seek independent advice. You assume all risks associated with use of the data provided on this page.

Race Results

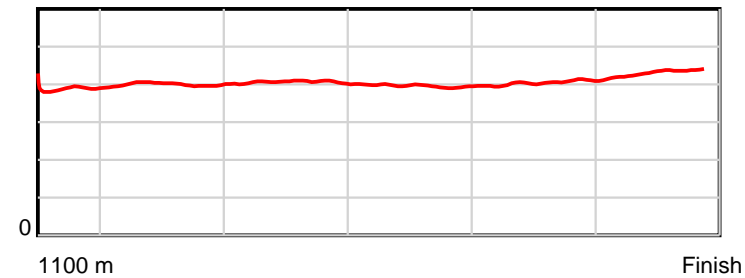
February 23, 2014, Race 6, CL2, Distance 1100m, Elwick Course Proper - Offset 6m

Result	TAB no.	Horse (Barrier)	1100 to	1000m to	800m to	600m to	400m to	200m to	Total or	Margin
6th	3	Daunting Dance... (8)	1000m	800m	600m	400m	200m	WP	Average	
		Position in running (margin)	-	7(2.9)	2(1.1)	2(0.0)	1(0.0)	4(1.9)		6.40
		Sectional time (s)	9.67	10.52	11.13	11.58	12.09	12.86		
		Cumulative time (s)	67.85	58.18	47.67	36.53	24.95	12.86	1:07.84	
		Speed (m/s)	10.34	19.01	17.97	17.27	16.54	15.55	16.21	
		Stride length (m)	4.13	7.59	7.30	6.84	6.66	6.69	6.58	
		Stride duration (s)	0.388	0.399	0.406	0.396	0.403	0.430	0.406	
		Stride efficiency (%)	26.62	90.12	83.16	73.14	69.35	69.84	67.67	
		Stride count	24.23	26.34	27.42	29.23	30.02	29.92	167.16	

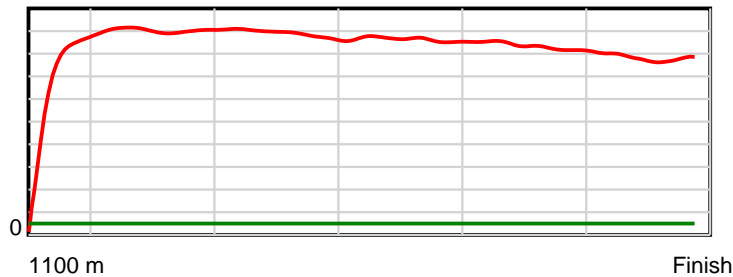
10 m Stride length



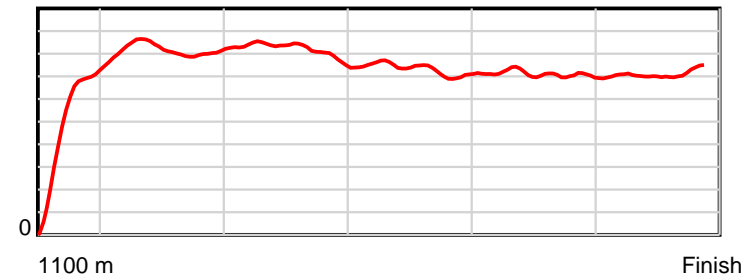
0.6 s Stride duration



20 m/sec Speed



100 % Stride efficiency



Note: Horizontal distance axis grid lines are 200m furlongs.

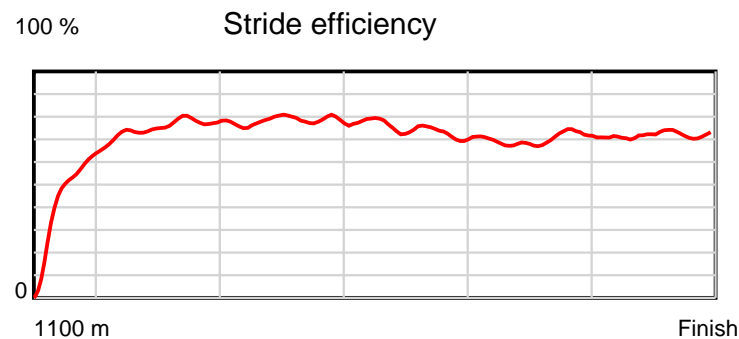
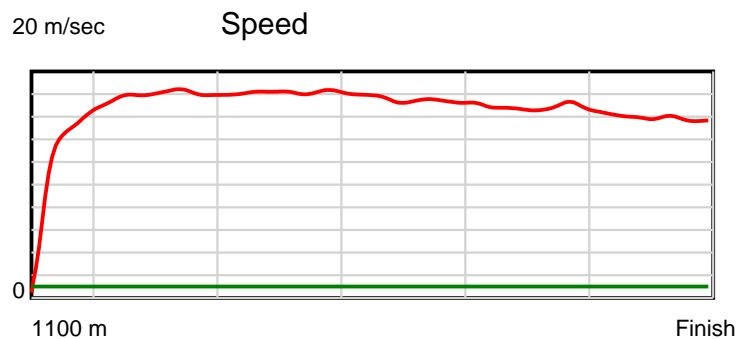
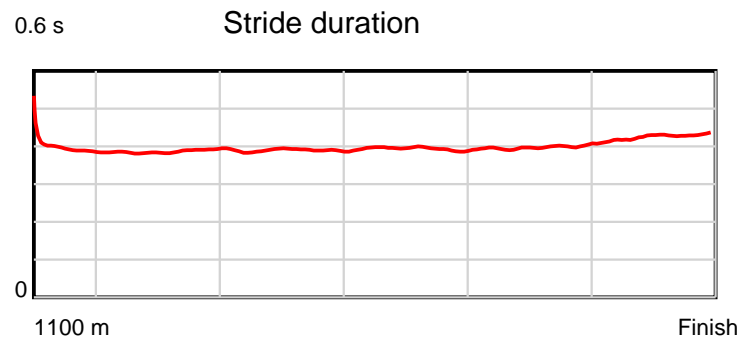
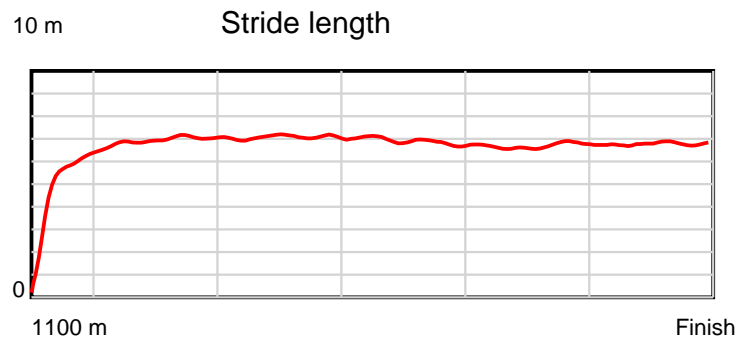
Disclaimer.

Tasracing Pty Ltd and Thoroughbred Ratings Pty Ltd accepts no responsibility for the completeness or accuracy of any of the information contained herein, and makes no representations about its suitability for any particular purpose. Users should make their own judgements about those matters and/or seek independent advice. You assume all risks associated with use of the data provided on this page.

Race Results

February 23, 2014, Race 6, CL2, Distance 1100m, Elwick Course Proper - Offset 6m

Result	TAB no.	Horse (Barrier)	1100 to	1000m to	800m to	600m to	400m to	200m to	Total or	Margin
7th	11	Ezzymac (11)	1000m	800m	600m	400m	200m	WP	Average	
		Position in running (margin)	-	4(2.0)	6(3.5)	6(1.9)	7(3.0)	7(4.0)		7.20
		Sectional time (s)	9.77	11.07	11.05	11.76	11.94	12.41		
		Cumulative time (s)	68.01	58.24	47.17	36.12	24.35	12.41	1:08.01	
		Speed (m/s)	10.24	18.07	18.10	17.01	16.75	16.12	16.18	
		Stride length (m)	4.52	6.99	7.02	6.70	6.65	6.87	6.54	
		Stride duration (s)	0.417	0.387	0.388	0.394	0.397	0.426	0.404	
		Stride efficiency (%)	31.86	76.30	77.10	70.07	69.10	73.78	66.75	
		Stride count	22.15	28.62	28.47	29.87	30.08	29.11	168.30	



Note: Horizontal distance axis grid lines are 200m furlongs.

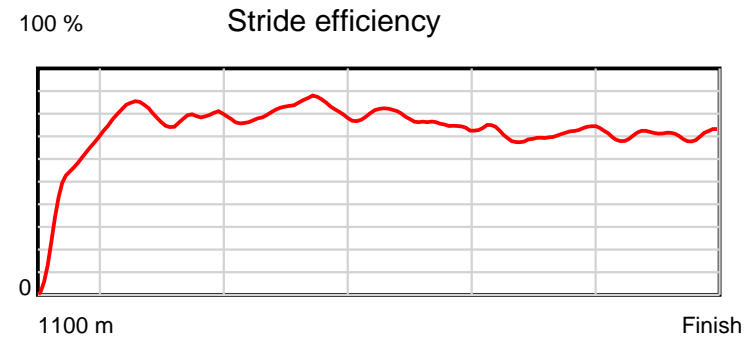
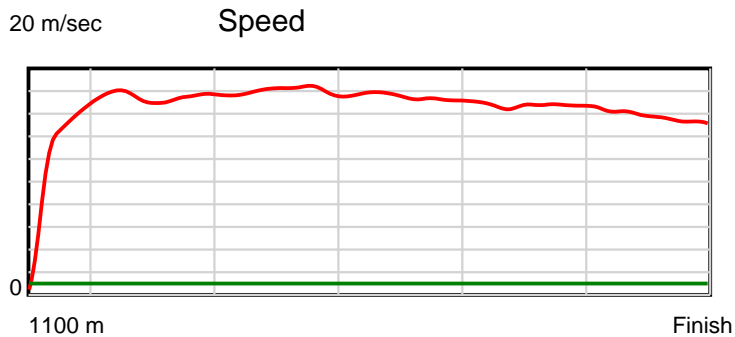
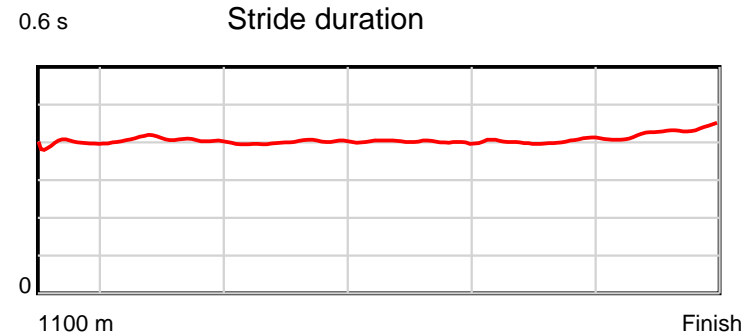
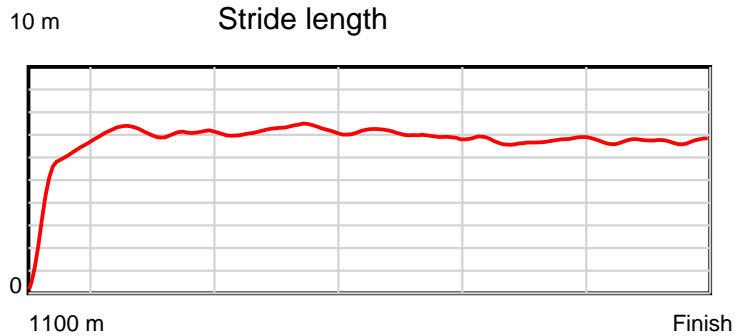
Disclaimer.

Tasracing Pty Ltd and Thoroughbred Ratings Pty Ltd accepts no responsibility for the completeness or accuracy of any of the information contained herein, and makes no representations about its suitability for any particular purpose. Users should make their own judgements about those matters and/or seek independent advice. You assume all risks associated with use of the data provided on this page.

Race Results

February 23, 2014, Race 6, CL2, Distance 1100m, Elwick Course Proper - Offset 6m

Result	TAB no.	Horse (Barrier)	1100 to	1000m to	800m to	600m to	400m to	200m to	Total or	Margin
8th	7	Miss Eye Candy (9)	1000m	800m	600m	400m	200m	WP	Average	
		Position in running (margin)	-	5(2.3)	8(4.1)	8(2.8)	6(3.0)	8(4.4)		10.00
		Sectional time (s)	9.87	11.11	11.10	11.62	12.00	12.84		
		Cumulative time (s)	68.54	58.67	47.56	36.46	24.84	12.84	1:08.54	
		Speed (m/s)	10.13	18.00	18.02	17.21	16.67	15.58	16.05	
		Stride length (m)	4.40	7.34	7.21	6.90	6.72	6.69	6.61	
		Stride duration (s)	0.410	0.407	0.400	0.401	0.403	0.429	0.412	
		Stride efficiency (%)	30.32	84.09	81.13	74.43	70.50	69.93	68.30	
		Stride count	22.70	27.26	27.76	28.98	29.78	29.90	166.38	



Note: Horizontal distance axis grid lines are 200m furlongs.

Disclaimer.

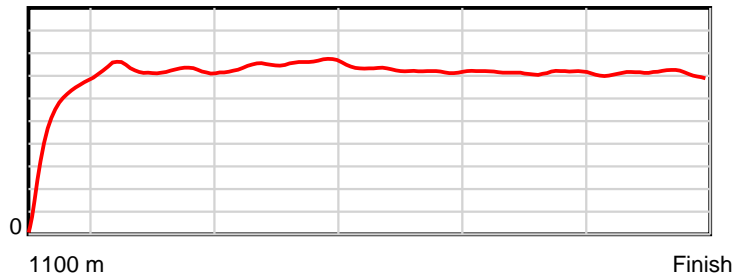
Tasracing Pty Ltd and Thoroughbred Ratings Pty Ltd accepts no responsibility for the completeness or accuracy of any of the information contained herein, and makes no representations about its suitability for any particular purpose. Users should make their own judgements about those matters and/or seek independent advice. You assume all risks associated with use of the data provided on this page.

Race Results

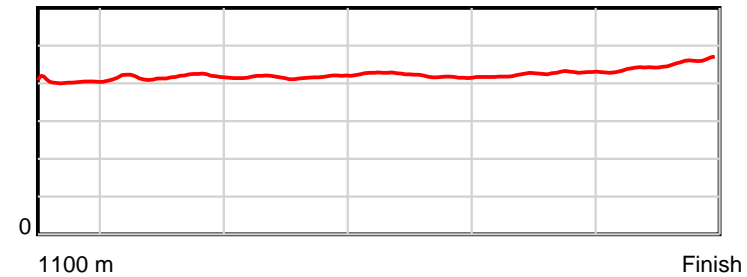
February 23, 2014, Race 6, CL2, Distance 1100m, Elwick Course Proper - Offset 6m

Result	TAB no.	Horse (Barrier)	1100 to	1000m to	800m to	600m to	400m to	200m to	Total or	Margin
9th	9	Bazanne (3)	1000m	800m	600m	400m	200m	WP	Average	
		Position in running (margin)	-	3(2.0)	9(4.2)	7(2.0)	8(3.2)	9(4.9)		10.80
		Sectional time (s)	9.92	11.18	10.95	11.78	12.07	12.78		
		Cumulative time (s)	68.69	58.77	47.59	36.64	24.85	12.78	1:08.68	
		Speed (m/s)	10.08	17.89	18.26	16.98	16.57	15.65	16.01	
		Stride length (m)	4.30	7.47	7.59	7.15	7.04	7.04	6.83	
		Stride duration (s)	0.399	0.418	0.416	0.422	0.425	0.450	0.426	
		Stride efficiency (%)	28.95	87.20	90.14	79.99	77.41	77.43	72.85	
		Stride count	23.23	26.77	26.33	27.95	28.42	28.41	161.11	

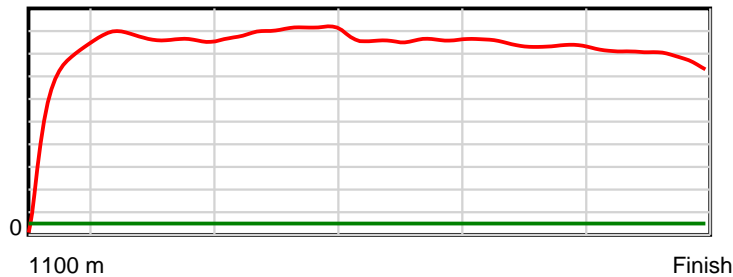
10 m Stride length



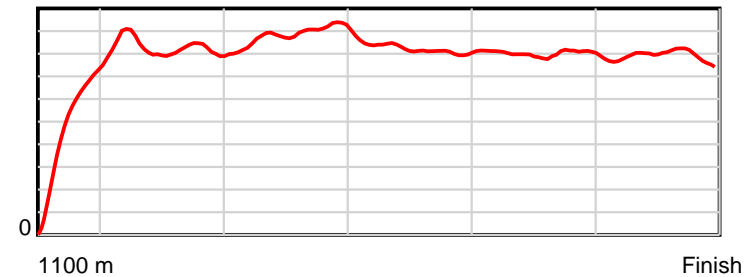
0.6 s Stride duration



20 m/sec Speed



100 % Stride efficiency



Note: Horizontal distance axis grid lines are 200m furlongs.

Disclaimer.

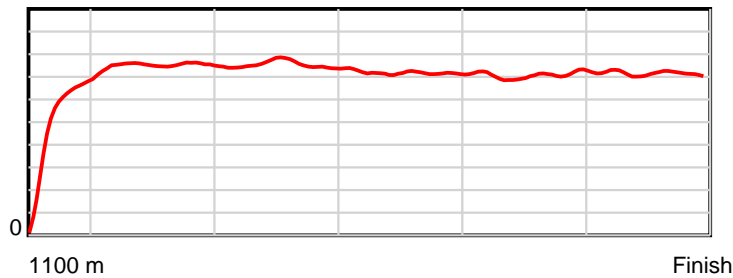
Tasracing Pty Ltd and Thoroughbred Ratings Pty Ltd accepts no responsibility for the completeness or accuracy of any of the information contained herein, and makes no representations about its suitability for any particular purpose. Users should make their own judgements about those matters and/or seek independent advice. You assume all risks associated with use of the data provided on this page.

Race Results

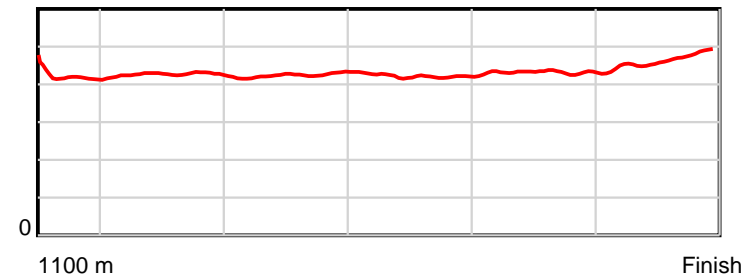
February 23, 2014, Race 6, CL2, Distance 1100m, Elwick Course Proper - Offset 6m

Result	TAB no.	Horse (Barrier)	1100 to	1000m to	800m to	600m to	400m to	200m to	Total or	Margin
10th	6	Shot of Scarle... (1)	1000m	800m	600m	400m	200m	WP	Average	
		Position in running (margin)	-	2(1.9)	7(3.9)	9(3.3)	9(4.5)	10(7.0)		13.60
		Sectional time (s)	9.99	11.14	11.22	11.79	12.19	12.90		
		Cumulative time (s)	69.24	59.25	48.11	36.89	25.10	12.90	1:09.23	
		Speed (m/s)	10.01	17.95	17.83	16.96	16.41	15.50	15.89	
		Stride length (m)	4.66	7.65	7.55	7.15	7.08	7.20	6.96	
		Stride duration (s)	0.425	0.426	0.424	0.422	0.432	0.465	0.438	
		Stride efficiency (%)	33.97	91.39	89.07	79.97	78.31	81.10	75.68	
		Stride count	21.45	26.15	26.49	27.96	28.25	27.76	158.06	

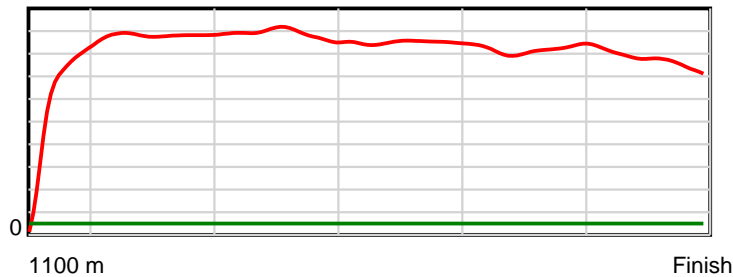
10 m Stride length



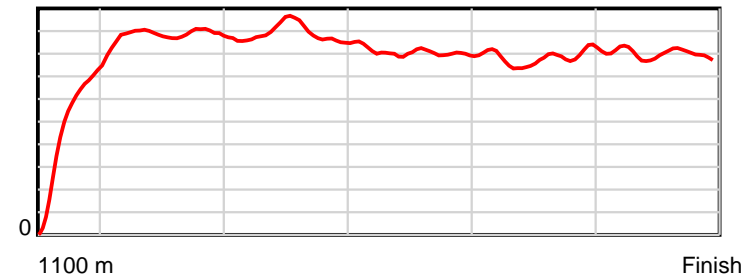
0.6 s Stride duration



20 m/sec Speed



100 % Stride efficiency



Note: Horizontal distance axis grid lines are 200m furlongs.

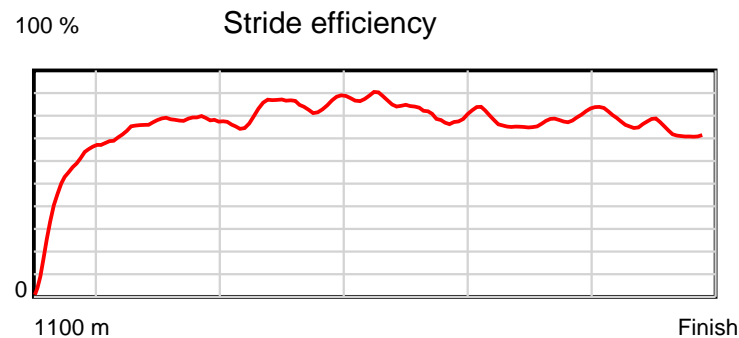
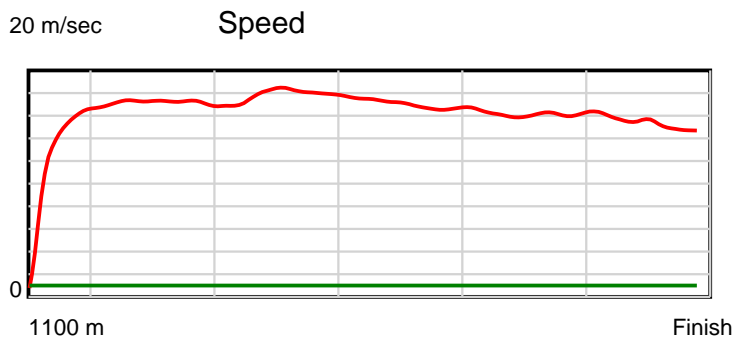
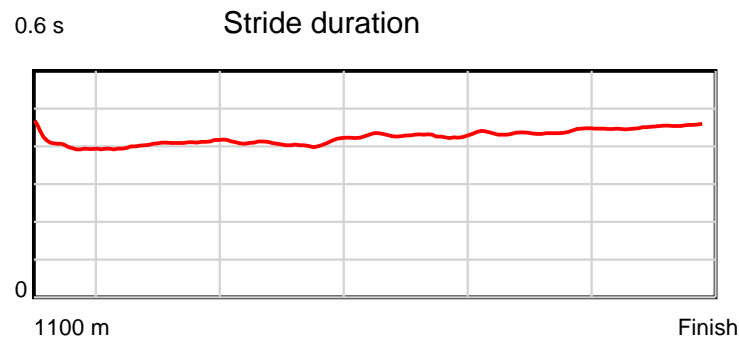
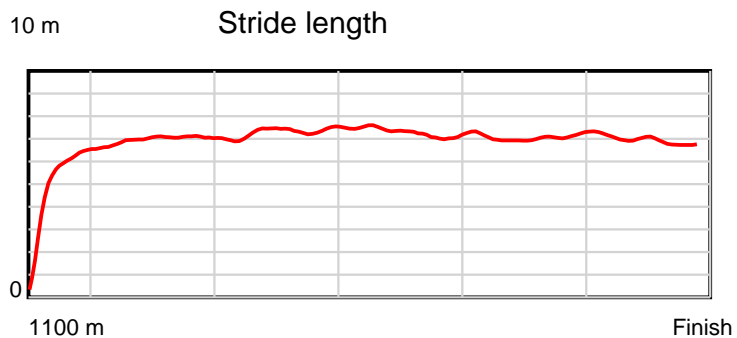
Disclaimer.

Tasracing Pty Ltd and Thoroughbred Ratings Pty Ltd accepts no responsibility for the completeness or accuracy of any of the information contained herein, and makes no representations about its suitability for any particular purpose. Users should make their own judgements about those matters and/or seek independent advice. You assume all risks associated with use of the data provided on this page.

Race Results

February 23, 2014, Race 6, CL2, Distance 1100m, Elwick Course Proper - Offset 6m

Result	TAB no.	Horse (Barrier)	1100 to	1000m to	800m to	600m to	400m to	200m to	Total or	Margin
11th	4	Hotham Street (5)	1000m	800m	600m	400m	200m	WP	Average	
		Position in running (margin)	-	11(4.5)	11(7.1)	11(5.2)	11(5.9)	11(8.8)		15.90
		Sectional time (s)	10.53	11.25	11.00	11.70	12.27	12.94		
		Cumulative time (s)	69.69	59.16	47.91	36.91	25.21	12.94	1:09.68	
		Speed (m/s)	9.49	17.78	18.18	17.09	16.30	15.46	15.78	
		Stride length (m)	4.31	7.21	7.42	7.30	7.13	7.01	6.80	
		Stride duration (s)	0.413	0.406	0.408	0.427	0.437	0.454	0.431	
		Stride efficiency (%)	29.04	81.28	86.15	83.33	79.50	76.80	72.20	
		Stride count	23.20	27.73	26.94	27.39	28.04	28.53	161.83	



Note: Horizontal distance axis grid lines are 200m furlongs.

Disclaimer.

Tasracing Pty Ltd and Thoroughbred Ratings Pty Ltd accepts no responsibility for the completeness or accuracy of any of the information contained herein, and makes no representations about its suitability for any particular purpose. Users should make their own judgements about those matters and/or seek independent advice. You assume all risks associated with use of the data provided on this page.