



Race Results

Tasmanian Racing Club, Hobart, February 09, 2014

Compilation date: February 17, 2014, 2:42:26 PM (EST)

Copyright © 2014 Tasracing Pty Ltd. All rights reserved.

Trademarks.

StrideMASTER is a registered trademark of Thoroughbred Ratings Pty Ltd.

Disclaimer.

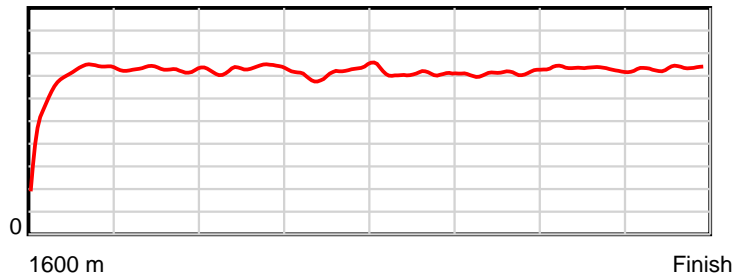
Tasracing Pty Ltd and Thoroughbred Ratings Pty Ltd accepts no responsibility for the completeness or accuracy of any of the information contained herein, and makes no representations about its suitability for any particular purpose. Users should make their own judgements about those matters and/or seek independent advice. You assume all risks associated with use of the data provided on this page.

Race Results

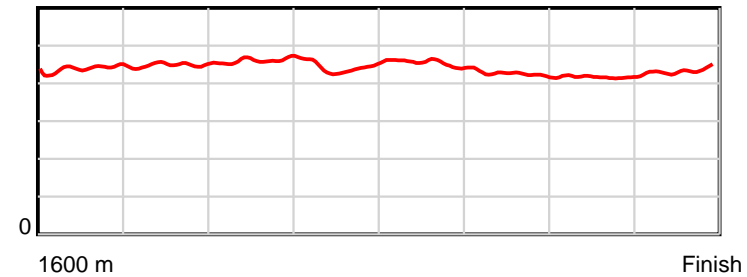
February 09, 2014, Race 3, MDN/CL1-SW, Distance 1600m, Elwick Course Proper - Offset 3m

Result	TAB no.	Horse (Barrier)	1600 to	1400m to	1200m to	1000m to	800m to	600m to	400m to	200m to	Total or	Margin
1st	5	Chi Gong (10)	1400m	1200m	1000m	800m	600m	400m	200m	WP	Average	
		Position in running (margin)	-	10(6.5)	11(8.7)	11(9.4)	6(4.3)	6(5.1)	3(4.0)	1(0.0)		0.00
		Sectional time (s)	16.19	12.26	12.42	11.97	12.67	11.78	11.28	11.89		
		Cumulative time (s)	100.47	84.28	72.02	59.59	47.63	34.96	23.18	11.89	1:40.47	
		Speed (m/s)	12.35	16.31	16.10	16.71	15.79	16.98	17.73	16.82	15.93	
		Stride length (m)	5.60	7.32	7.42	7.39	7.17	7.25	7.39	7.29	7.05	
		Stride duration (s)	0.435	0.449	0.461	0.442	0.454	0.427	0.417	0.433	0.442	
		Stride efficiency (%)	48.96	83.80	85.96	85.27	80.39	82.12	85.26	82.99	77.59	
		Stride count	35.73	27.31	26.97	27.07	27.88	27.59	27.08	27.44	227.07	

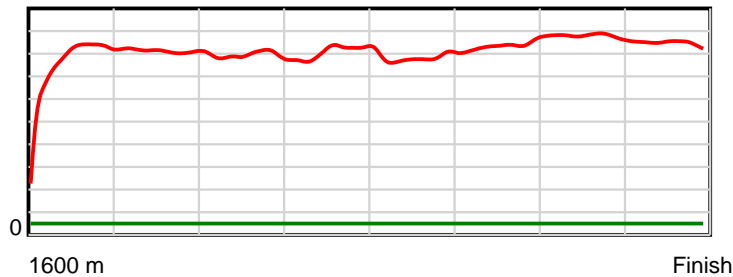
10 m Stride length



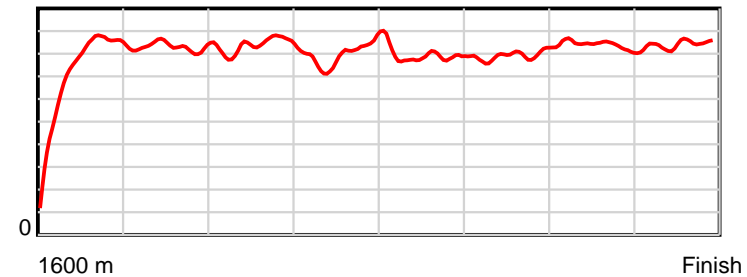
0.6 s Stride duration



20 m/sec Speed



100 % Stride efficiency



Note: Horizontal distance axis grid lines are 200m furlongs.

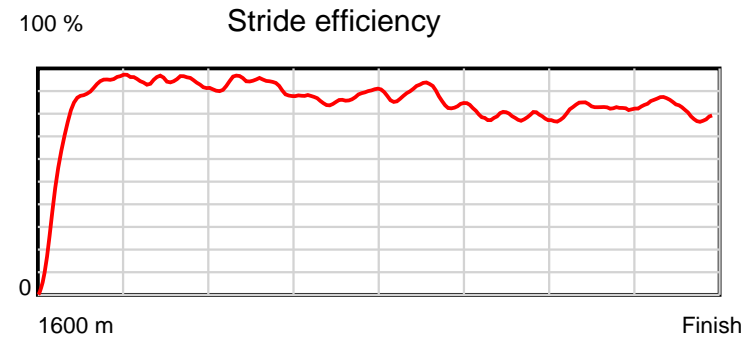
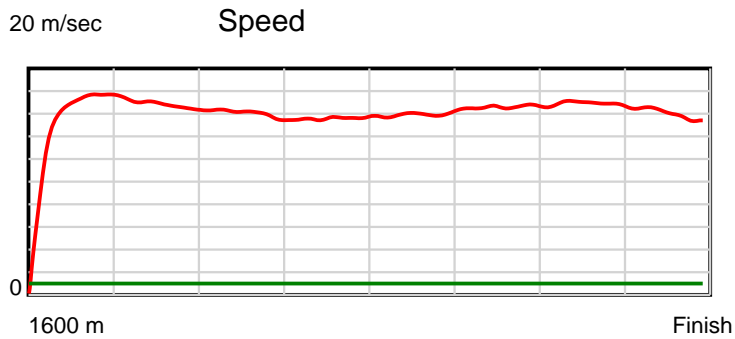
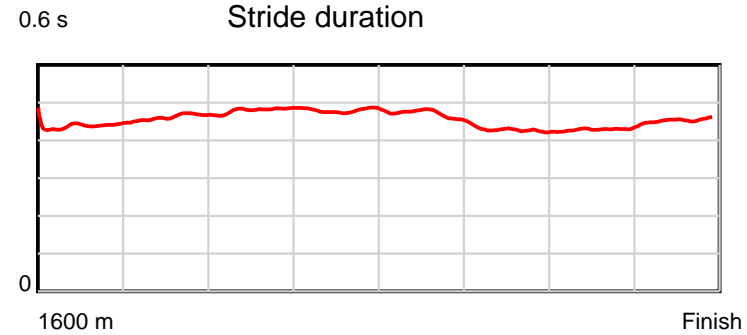
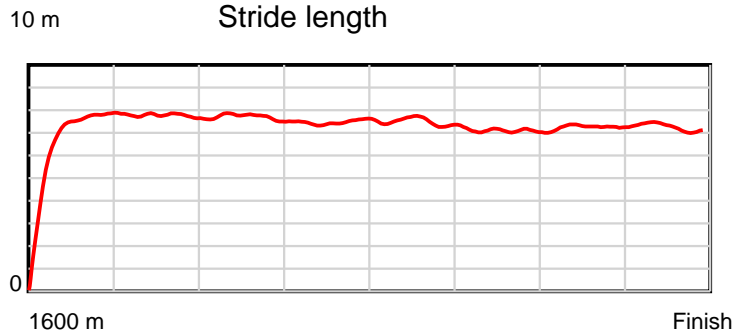
Disclaimer.

Tasracing Pty Ltd and Thoroughbred Ratings Pty Ltd accepts no responsibility for the completeness or accuracy of any of the information contained herein, and makes no representations about its suitability for any particular purpose. Users should make their own judgements about those matters and/or seek independent advice. You assume all risks associated with use of the data provided on this page.

Race Results

February 09, 2014, Race 3, MDN/CL1-SW, Distance 1600m, Elwick Course Proper - Offset 3m

Result	TAB no.	Horse (Barrier)	1600 to	1400m to	1200m to	1000m to	800m to	600m to	400m to	200m to	Total or	Margin
2nd	9	Wise Investmen... (1)	1400m	1200m	1000m	800m	600m	400m	200m	WP	Average	
		Position in running (margin)	-	3(1.0)	3(1.8)	3(3.0)	3(2.1)	3(2.8)	4(4.2)	2(0.8)		4.30
		Sectional time (s)	15.31	12.01	12.52	12.66	12.66	12.18	11.39	12.56		
		Cumulative time (s)	101.29	85.98	73.97	61.45	48.79	36.13	23.95	12.56	1:41.29	
		Speed (m/s)	13.07	16.65	15.97	15.80	15.80	16.42	17.56	15.92	15.80	
		Stride length (m)	5.91	7.68	7.66	7.58	7.42	7.02	7.52	7.22	7.20	
		Stride duration (s)	0.436	0.461	0.480	0.480	0.470	0.428	0.428	0.453	0.456	
		Stride efficiency (%)	54.64	92.11	91.70	89.76	86.12	77.08	88.32	81.38	81.10	
		Stride count	33.82	26.05	26.11	26.39	26.94	28.48	26.60	27.71	222.10	



Note: Horizontal distance axis grid lines are 200m furlongs.

Disclaimer.

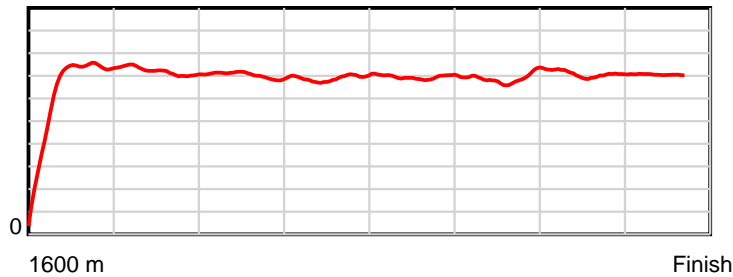
Tasracing Pty Ltd and Thoroughbred Ratings Pty Ltd accepts no responsibility for the completeness or accuracy of any of the information contained herein, and makes no representations about its suitability for any particular purpose. Users should make their own judgements about those matters and/or seek independent advice. You assume all risks associated with use of the data provided on this page.

Race Results

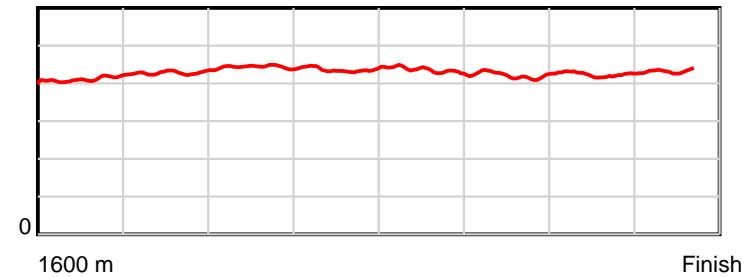
February 09, 2014, Race 3, MDN/CL1-SW, Distance 1600m, Elwick Course Proper - Offset 3m

Result	TAB no.	Horse (Barrier)	1600 to	1400m to	1200m to	1000m to	800m to	600m to	400m to	200m to	Total or	Margin
3rd	14	New Vision (9)	1400m	1200m	1000m	800m	600m	400m	200m	WP	Average	
		Position in running (margin)	-	8(5.3)	4(2.6)	5(4.4)	5(4.1)	5(4.8)	7(7.1)	7(7.3)		7.80
		Sectional time (s)	16.09	11.44	12.61	12.76	12.68	12.33	11.98	12.07		
		Cumulative time (s)	101.96	85.87	74.42	61.82	49.06	36.38	24.05	12.07	1:41.95	
		Speed (m/s)	12.43	17.48	15.86	15.67	15.77	16.22	16.69	16.57	15.69	
		Stride length (m)	5.53	7.43	6.99	6.85	6.89	6.86	7.05	7.15	6.80	
		Stride duration (s)	0.428	0.425	0.441	0.437	0.437	0.423	0.422	0.432	0.433	
		Stride efficiency (%)	47.81	86.21	76.36	73.33	74.25	73.46	77.58	79.87	72.17	
		Stride count	36.16	26.93	28.61	29.20	29.01	29.17	28.39	27.97	235.44	

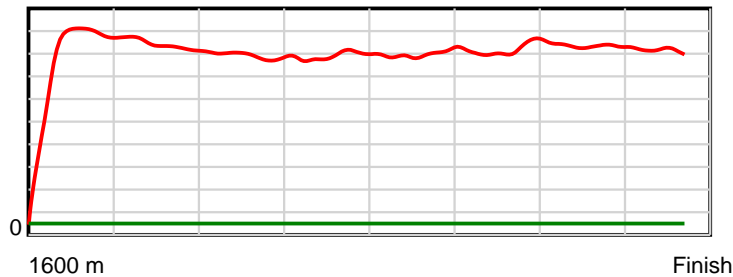
10 m Stride length



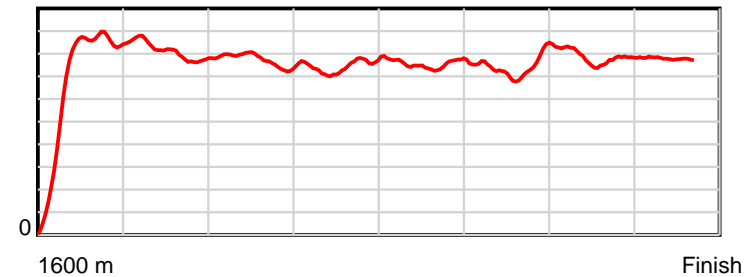
0.6 s Stride duration



20 m/sec Speed



100 % Stride efficiency



Note: Horizontal distance axis grid lines are 200m furlongs.

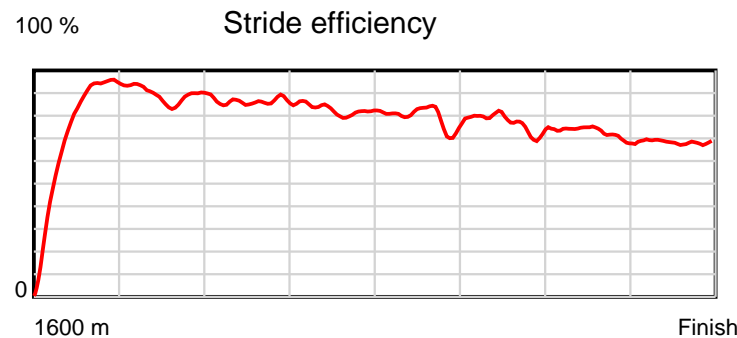
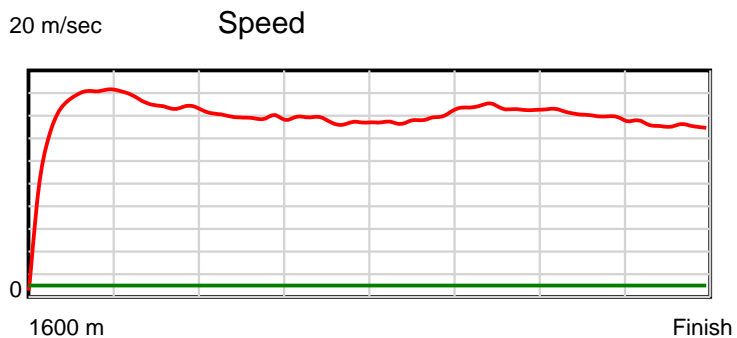
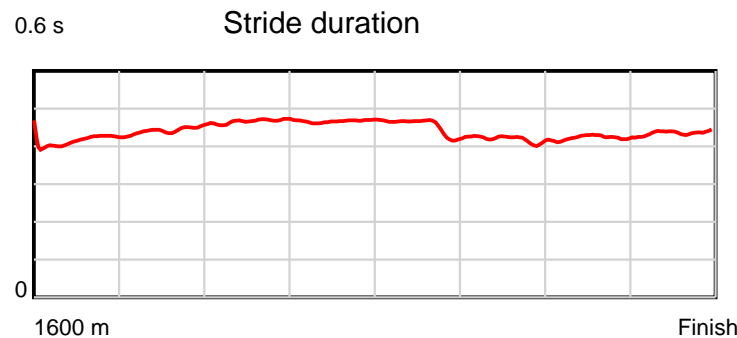
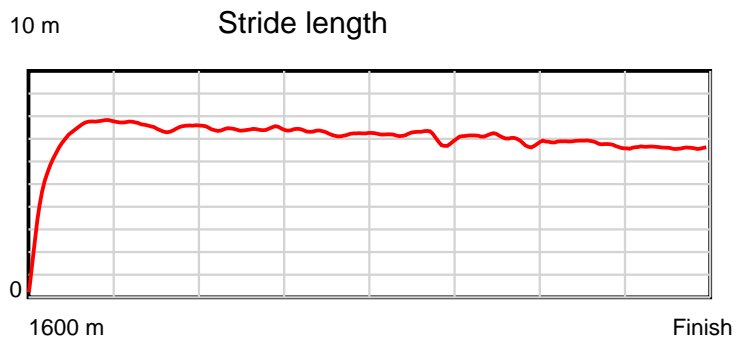
Disclaimer.

Tasracing Pty Ltd and Thoroughbred Ratings Pty Ltd accepts no responsibility for the completeness or accuracy of any of the information contained herein, and makes no representations about its suitability for any particular purpose. Users should make their own judgements about those matters and/or seek independent advice. You assume all risks associated with use of the data provided on this page.

Race Results

February 09, 2014, Race 3, MDN/CL1-SW, Distance 1600m, Elwick Course Proper - Offset 3m

Result	TAB no.	Horse (Barrier)	1600 to	1400m to	1200m to	1000m to	800m to	600m to	400m to	200m to	Total or	Margin
4th	10	Chips (13)	1400m	1200m	1000m	800m	600m	400m	200m	WP	Average	
		Position in running (margin)	-	1(0.0)	2(0.0)	2(0.5)	1(0.0)	1(0.0)	1(0.0)	3(2.5)		9.30
		Sectional time (s)	15.30	11.89	12.40	12.71	12.55	11.95	12.36	13.07		
		Cumulative time (s)	102.25	86.95	75.06	62.66	49.94	37.39	25.44	13.07	1:42.25	
		Speed (m/s)	13.07	16.82	16.13	15.74	15.94	16.74	16.18	15.30	15.65	
		Stride length (m)	5.79	7.49	7.52	7.35	7.18	7.00	6.82	6.69	6.94	
		Stride duration (s)	0.420	0.445	0.466	0.467	0.451	0.418	0.422	0.437	0.443	
		Stride efficiency (%)	52.38	87.66	88.39	84.38	80.65	76.49	72.72	69.94	75.17	
		Stride count	34.54	26.70	26.59	27.22	27.84	28.59	29.32	29.89	230.69	



Note: Horizontal distance axis grid lines are 200m furlongs.

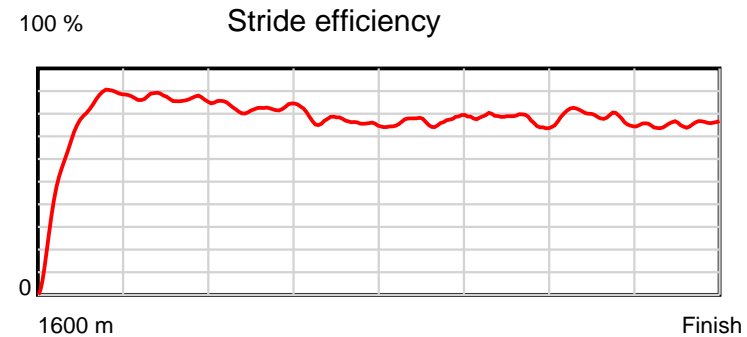
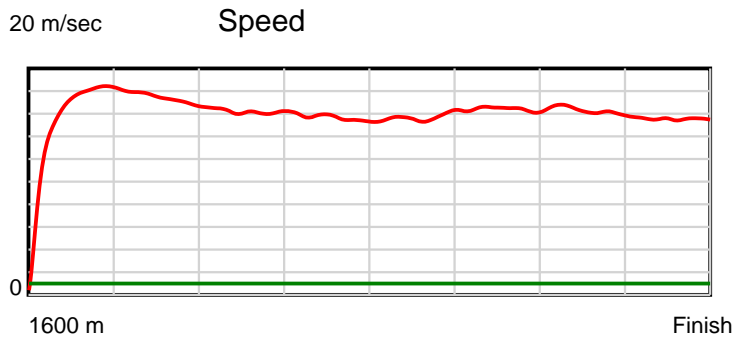
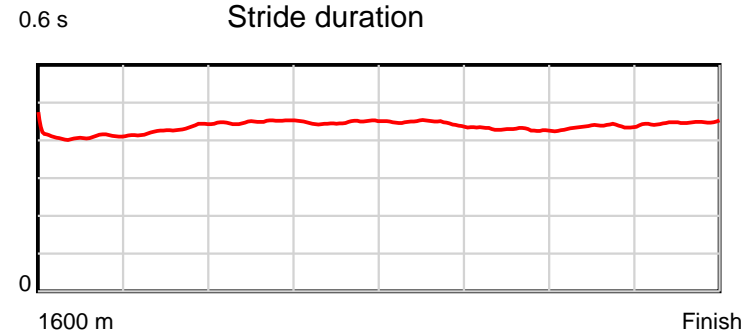
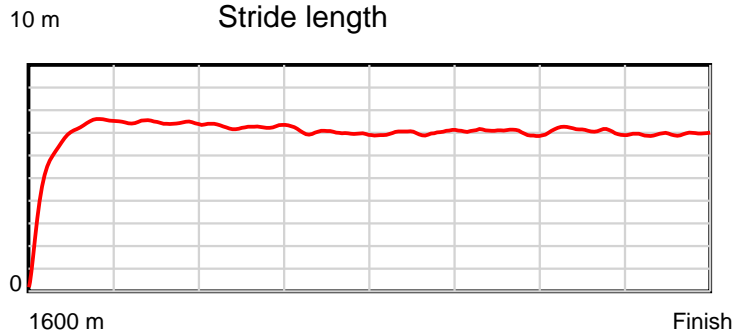
Disclaimer.

Tasracing Pty Ltd and Thoroughbred Ratings Pty Ltd accepts no responsibility for the completeness or accuracy of any of the information contained herein, and makes no representations about its suitability for any particular purpose. Users should make their own judgements about those matters and/or seek independent advice. You assume all risks associated with use of the data provided on this page.

Race Results

February 09, 2014, Race 3, MDN/CL1-SW, Distance 1600m, Elwick Course Proper - Offset 3m

Result	TAB no.	Horse (Barrier)	1600 to	1400m to	1200m to	1000m to	800m to	600m to	400m to	200m to	Total or	Margin
5th	11	Ile Aux Cygnes (14)	1400m	1200m	1000m	800m	600m	400m	200m	WP	Average	
		Position in running (margin)	-	2(0.5)	1(0.0)	1(0.0)	2(0.5)	2(1.1)	2(2.2)	4(4.0)		10.30
		Sectional time (s)	15.43	11.81	12.32	12.88	12.65	12.14	12.25	12.96		
		Cumulative time (s)	102.45	87.02	75.21	62.89	50.01	37.36	25.21	12.96	1:42.45	
		Speed (m/s)	12.96	16.93	16.23	15.53	15.81	16.47	16.33	15.43	15.62	
		Stride length (m)	5.69	7.28	7.30	6.95	7.05	7.06	7.13	6.90	6.88	
		Stride duration (s)	0.417	0.429	0.449	0.448	0.446	0.429	0.437	0.447	0.440	
		Stride efficiency (%)	50.54	82.70	83.20	75.46	77.61	77.83	79.51	74.39	73.94	
		Stride count	35.17	27.49	27.41	28.78	28.38	28.34	28.04	28.99	232.60	



Note: Horizontal distance axis grid lines are 200m furlongs.

Disclaimer.

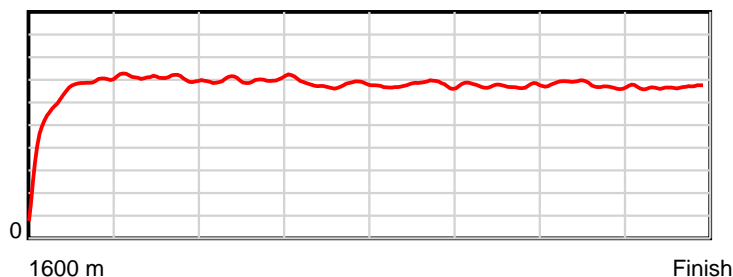
Tasracing Pty Ltd and Thoroughbred Ratings Pty Ltd accepts no responsibility for the completeness or accuracy of any of the information contained herein, and makes no representations about its suitability for any particular purpose. Users should make their own judgements about those matters and/or seek independent advice. You assume all risks associated with use of the data provided on this page.

Race Results

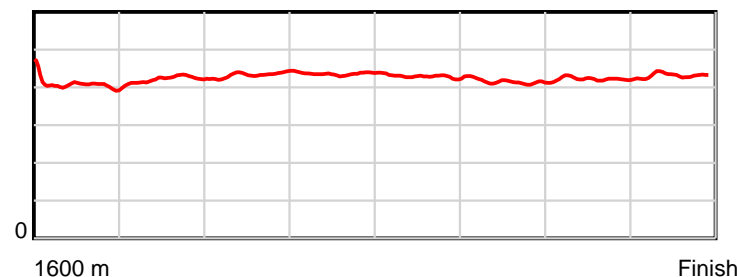
February 09, 2014, Race 3, MDN/CL1-SW, Distance 1600m, Elwick Course Proper - Offset 3m

Result	TAB no.	Horse (Barrier)	1600 to	1400m to	1200m to	1000m to	800m to	600m to	400m to	200m to	Total or	Margin
6th	8	Topiary (2)	1400m	1200m	1000m	800m	600m	400m	200m	WP	Average	
		Position in running (margin)	-	4(2.9)	5(2.8)	4(3.3)	4(3.0)	4(3.3)	5(4.6)	5(5.4)		10.40
		Sectional time (s)	15.80	11.87	12.40	12.75	12.60	12.17	12.09	12.79		
		Cumulative time (s)	102.47	86.67	74.80	62.40	49.65	37.05	24.88	12.79	1:42.47	
		Speed (m/s)	12.66	16.85	16.13	15.69	15.87	16.43	16.54	15.64	15.61	
		Stride length (m)	5.44	7.10	6.99	6.84	6.80	6.81	6.98	6.75	6.67	
		Stride duration (s)	0.411	0.422	0.433	0.436	0.428	0.414	0.422	0.431	0.427	
		Stride efficiency (%)	46.26	78.87	76.28	73.08	72.28	72.40	76.13	71.13	69.53	
		Stride count	36.76	28.15	28.63	29.25	29.41	29.38	28.65	29.64	239.87	

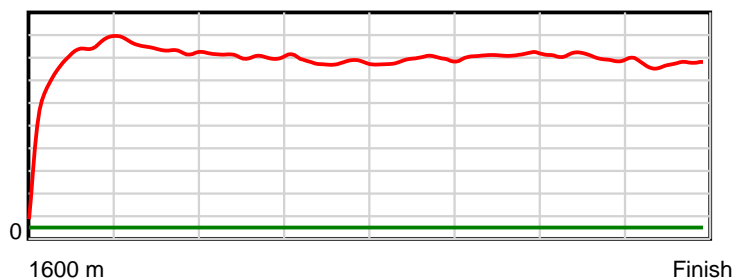
10 m Stride length



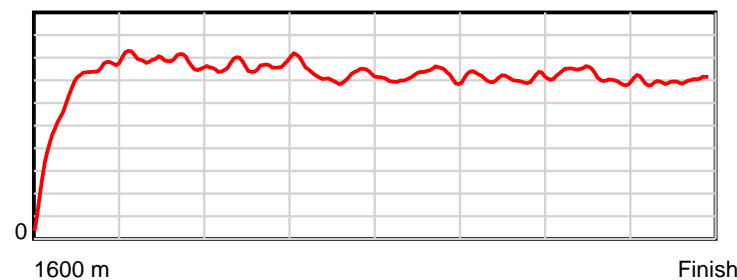
0.6 s Stride duration



20 m/sec Speed



100 % Stride efficiency



Note: Horizontal distance axis grid lines are 200m furlongs.

Disclaimer.

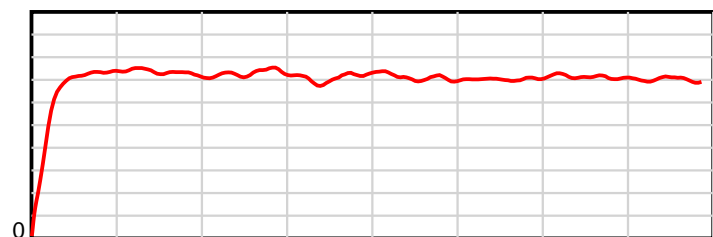
Tasracing Pty Ltd and Thoroughbred Ratings Pty Ltd accepts no responsibility for the completeness or accuracy of any of the information contained herein, and makes no representations about its suitability for any particular purpose. Users should make their own judgements about those matters and/or seek independent advice. You assume all risks associated with use of the data provided on this page.

Race Results

February 09, 2014, Race 3, MDN/CL1-SW, Distance 1600m, Elwick Course Proper - Offset 3m

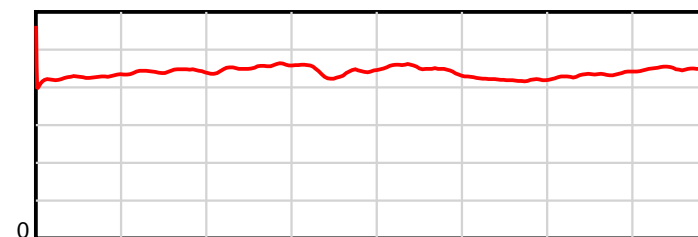
Result	TAB no.	Horse (Barrier)	1600 to	1400m to	1200m to	1000m to	800m to	600m to	400m to	200m to	Total or	Margin
7th	1	General Gee Ge... (8)	1400m	1200m	1000m	800m	600m	400m	200m	WP	Average	
		Position in running (margin)	-	6(4.3)	7(5.5)	8(7.1)	8(5.3)	8(6.1)	6(6.5)	6(6.5)		11.70
		Sectional time (s)	16.10	12.09	12.57	12.51	12.69	12.02	11.94	12.80		
		Cumulative time (s)	102.72	86.62	74.54	61.96	49.45	36.76	24.74	12.80	1:42.72	
		Speed (m/s)	12.42	16.54	15.91	15.99	15.76	16.64	16.75	15.62	15.58	
		Stride length (m)	5.71	7.32	7.17	7.08	7.09	7.00	7.24	7.03	6.92	
		Stride duration (s)	0.437	0.442	0.451	0.443	0.450	0.421	0.432	0.450	0.444	
		Stride efficiency (%)	50.99	83.75	80.39	78.27	78.61	76.64	81.98	77.30	74.79	
		Stride count	35.01	27.32	27.88	28.26	28.20	28.56	27.61	28.44	231.28	

10 m Stride length



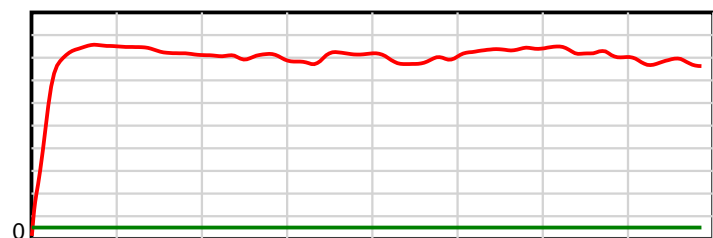
1600 m Finish

0.6 s Stride duration



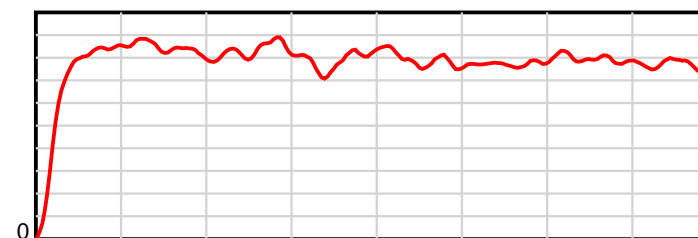
1600 m Finish

20 m/sec Speed



1600 m Finish

100 % Stride efficiency



1600 m Finish

Note: Horizontal distance axis grid lines are 200m furlongs.

Disclaimer.

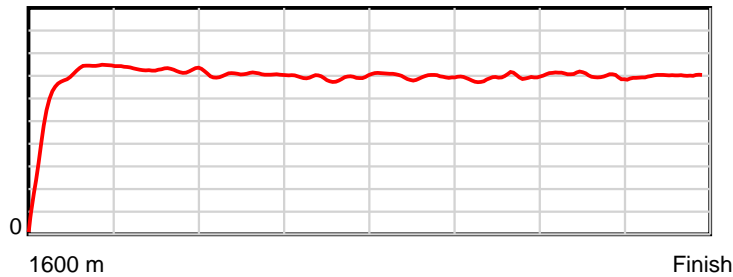
Tasracing Pty Ltd and Thoroughbred Ratings Pty Ltd accepts no responsibility for the completeness or accuracy of any of the information contained herein, and makes no representations about its suitability for any particular purpose. Users should make their own judgements about those matters and/or seek independent advice. You assume all risks associated with use of the data provided on this page.

Race Results

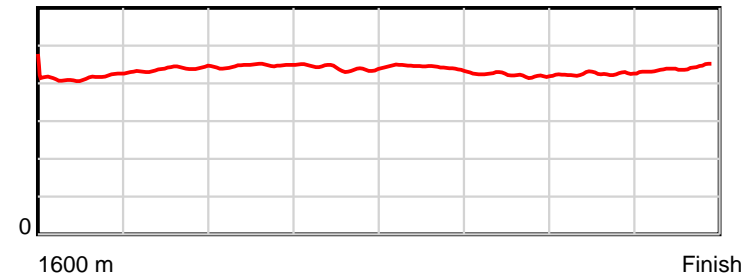
February 09, 2014, Race 3, MDN/CL1-SW, Distance 1600m, Elwick Course Proper - Offset 3m

Result	TAB no.	Horse (Barrier)	1600 to	1400m to	1200m to	1000m to	800m to	600m to	400m to	200m to	Total or	Margin
8th	7	Sure Up the Fu... (6)	1400m	1200m	1000m	800m	600m	400m	200m	WP	Average	
		Position in running (margin)	-	5(2.9)	6(4.8)	6(6.5)	7(5.3)	7(5.9)	9(7.6)	8(7.4)		12.20
		Sectional time (s)	15.95	12.20	12.60	12.60	12.66	12.23	11.92	12.65		
		Cumulative time (s)	102.82	86.87	74.66	62.06	49.47	36.81	24.58	12.65	1:42.81	
		Speed (m/s)	12.54	16.39	15.87	15.87	15.80	16.35	16.78	15.81	15.56	
		Stride length (m)	5.55	7.17	7.08	7.00	7.01	6.90	7.11	6.94	6.80	
		Stride duration (s)	0.415	0.438	0.446	0.441	0.444	0.422	0.424	0.439	0.437	
		Stride efficiency (%)	48.21	80.41	78.44	76.60	76.74	74.44	79.09	75.15	72.34	
		Stride count	36.01	27.88	28.23	28.57	28.54	28.98	28.11	28.84	235.16	

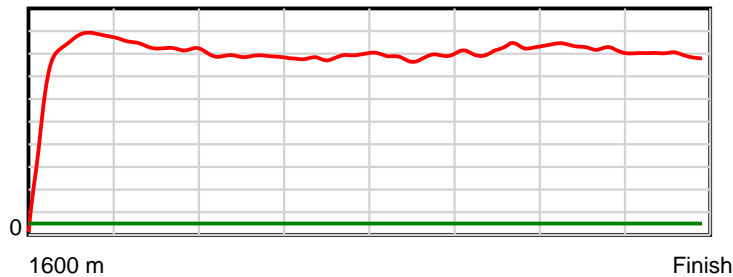
10 m Stride length



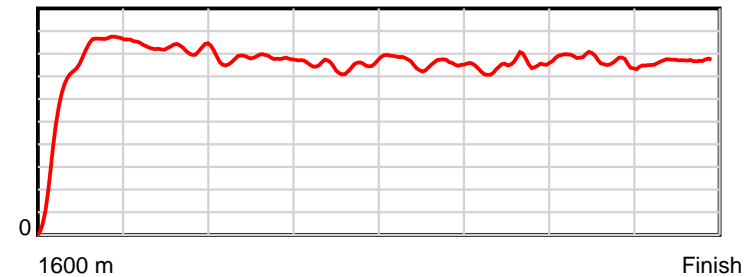
0.6 s Stride duration



20 m/sec Speed



100 % Stride efficiency



Note: Horizontal distance axis grid lines are 200m furlongs.

Disclaimer.

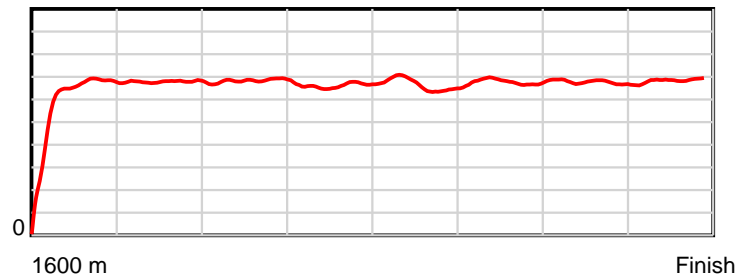
Tasracing Pty Ltd and Thoroughbred Ratings Pty Ltd accepts no responsibility for the completeness or accuracy of any of the information contained herein, and makes no representations about its suitability for any particular purpose. Users should make their own judgements about those matters and/or seek independent advice. You assume all risks associated with use of the data provided on this page.

Race Results

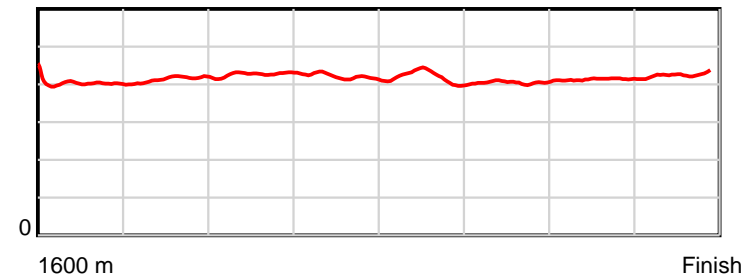
February 09, 2014, Race 3, MDN/CL1-SW, Distance 1600m, Elwick Course Proper - Offset 3m

Result	TAB no.	Horse (Barrier)	1600 to	1400m to	1200m to	1000m to	800m to	600m to	400m to	200m to	Total or	Margin
9th	13	Sonetto (4)	1400m	1200m	1000m	800m	600m	400m	200m	WP	Average	
		Position in running (margin)	-	11(6.5)	10(7.8)	10(8.9)	11(8.2)	12(9.2)	11(9.8)	10(9.9)		13.50
		Sectional time (s)	16.61	12.11	12.50	12.69	12.73	12.05	11.97	12.44		
		Cumulative time (s)	103.08	86.47	74.36	61.87	49.18	36.46	24.41	12.44	1:43.08	
		Speed (m/s)	12.04	16.52	16.00	15.76	15.71	16.60	16.71	16.08	15.52	
		Stride length (m)	5.25	6.80	6.82	6.66	6.58	6.70	6.90	6.84	6.52	
		Stride duration (s)	0.410	0.412	0.426	0.422	0.419	0.404	0.413	0.425	0.420	
		Stride efficiency (%)	43.01	72.34	72.63	69.33	67.73	70.20	74.46	73.11	66.47	
		Stride count	38.12	29.40	29.34	30.03	30.38	29.84	28.97	29.24	245.32	

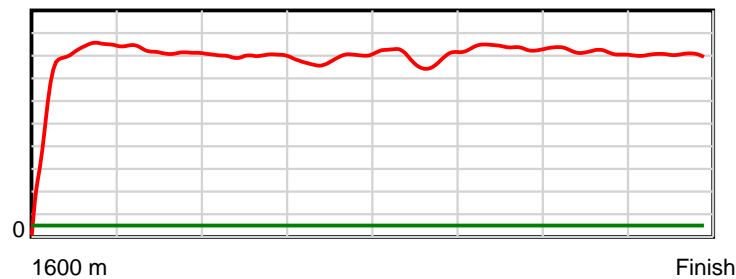
10 m Stride length



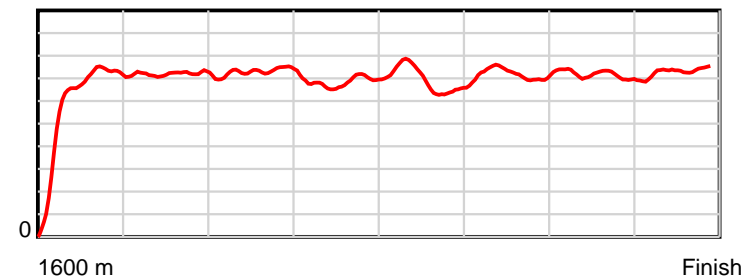
0.6 s Stride duration



20 m/sec Speed



100 % Stride efficiency



Note: Horizontal distance axis grid lines are 200m furlongs.

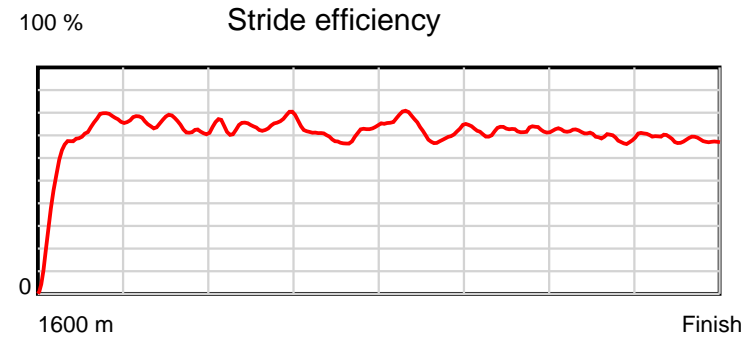
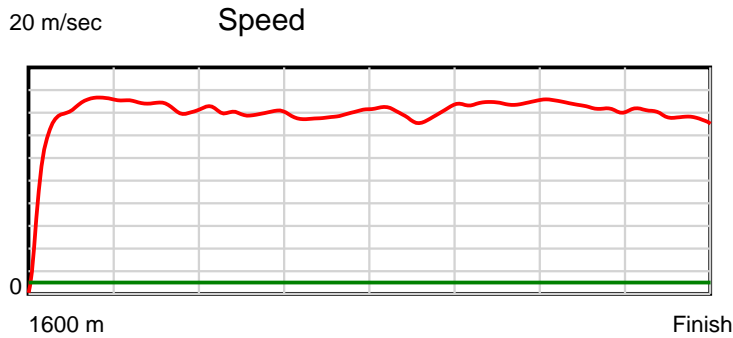
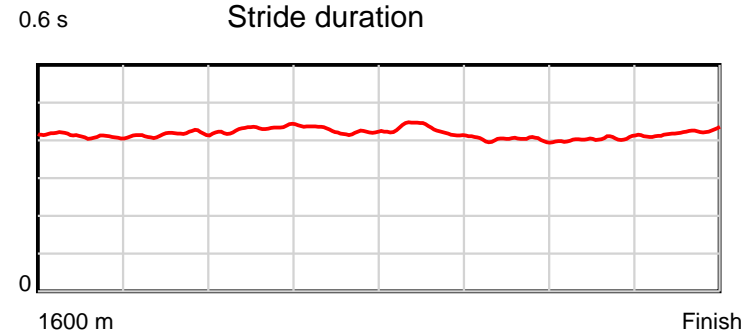
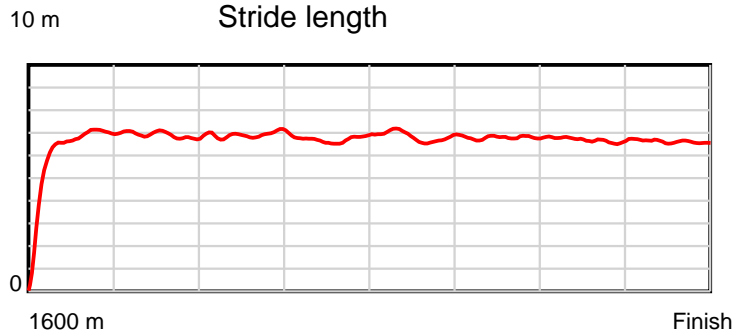
Disclaimer.

Tasracing Pty Ltd and Thoroughbred Ratings Pty Ltd accepts no responsibility for the completeness or accuracy of any of the information contained herein, and makes no representations about its suitability for any particular purpose. Users should make their own judgements about those matters and/or seek independent advice. You assume all risks associated with use of the data provided on this page.

Race Results

February 09, 2014, Race 3, MDN/CL1-SW, Distance 1600m, Elwick Course Proper - Offset 3m

Result	TAB no.	Horse (Barrier)	1600 to	1400m to	1200m to	1000m to	800m to	600m to	400m to	200m to	Total or	Margin
10th	3	Mensa Magic (5)	1400m	1200m	1000m	800m	600m	400m	200m	WP	Average	
		Position in running (margin)	-	9(5.8)	9(7.4)	9(8.2)	10(7.2)	9(6.9)	8(7.4)	9(8.4)		14.30
		Sectional time (s)	16.63	12.16	12.45	12.63	12.50	12.03	12.13	12.69		
		Cumulative time (s)	103.24	86.61	74.44	61.99	49.36	36.86	24.82	12.69	1:43.23	
		Speed (m/s)	12.03	16.45	16.06	15.84	16.00	16.63	16.49	15.76	15.50	
		Stride length (m)	5.32	6.84	6.94	6.73	6.85	6.68	6.66	6.65	6.54	
		Stride duration (s)	0.412	0.416	0.432	0.425	0.428	0.402	0.404	0.422	0.422	
		Stride efficiency (%)	44.30	73.18	75.21	70.74	73.25	69.72	69.24	69.03	66.84	
		Stride count	37.56	29.23	28.83	29.73	29.21	29.94	30.05	30.09	244.64	



Note: Horizontal distance axis grid lines are 200m furlongs.

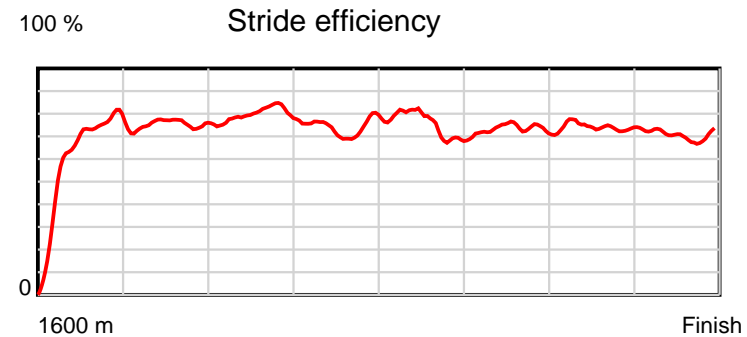
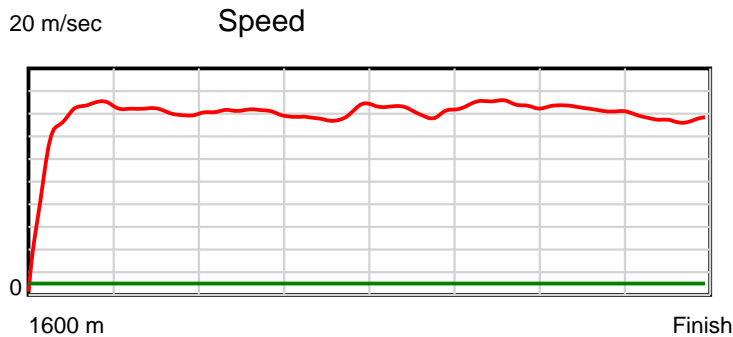
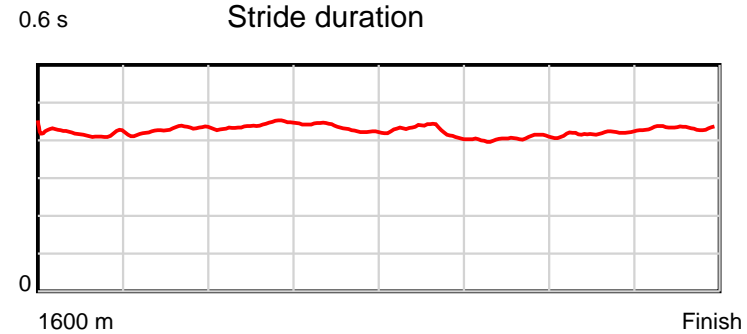
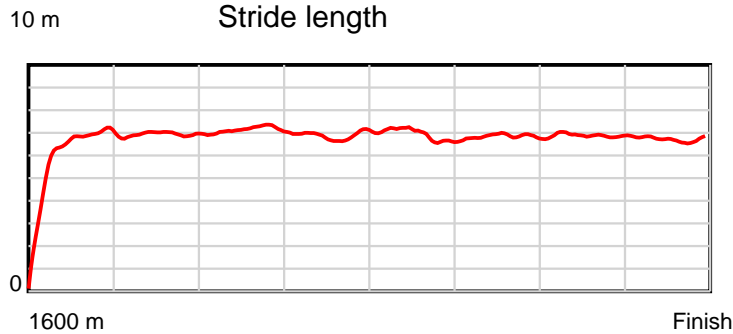
Disclaimer.

Tasracing Pty Ltd and Thoroughbred Ratings Pty Ltd accepts no responsibility for the completeness or accuracy of any of the information contained herein, and makes no representations about its suitability for any particular purpose. Users should make their own judgements about those matters and/or seek independent advice. You assume all risks associated with use of the data provided on this page.

Race Results

February 09, 2014, Race 3, MDN/CL1-SW, Distance 1600m, Elwick Course Proper - Offset 3m

Result	TAB no.	Horse (Barrier)	1600 to	1400m to	1200m to	1000m to	800m to	600m to	400m to	200m to	Total or	Margin
11th	12	High Hill (7)	1400m	1200m	1000m	800m	600m	400m	200m	WP	Average	
		Position in running (margin)	-	12(7.0)	12(10.3)	12(10.2)	12(8.9)	11(8.8)	12(9.9)	11(10.8)		17.60
		Sectional time (s)	16.91	12.44	12.30	12.59	12.53	12.14	12.10	12.89		
		Cumulative time (s)	103.90	86.99	74.55	62.25	49.66	37.12	24.99	12.89	1:43.90	
		Speed (m/s)	11.83	16.08	16.26	15.89	15.96	16.47	16.53	15.52	15.40	
		Stride length (m)	5.31	6.85	7.14	6.90	6.78	6.68	6.91	6.73	6.61	
		Stride duration (s)	0.418	0.426	0.439	0.434	0.425	0.405	0.418	0.434	0.429	
		Stride efficiency (%)	44.08	73.40	79.64	74.35	71.80	69.69	74.72	70.73	68.33	
		Stride count	37.66	29.18	28.02	29.00	29.51	29.95	28.92	29.73	241.97	



Note: Horizontal distance axis grid lines are 200m furlongs.

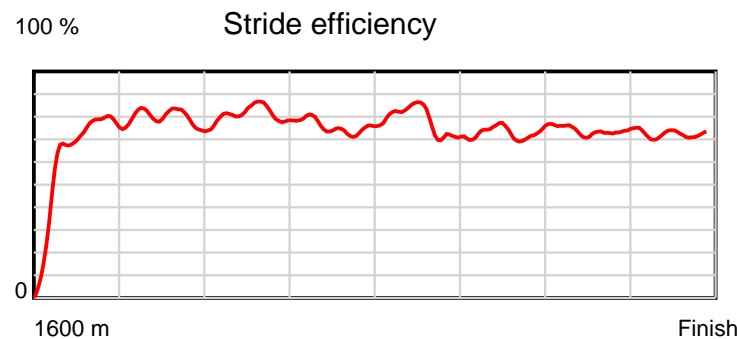
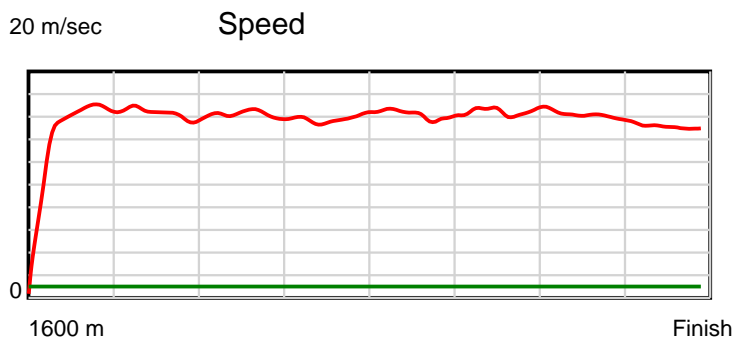
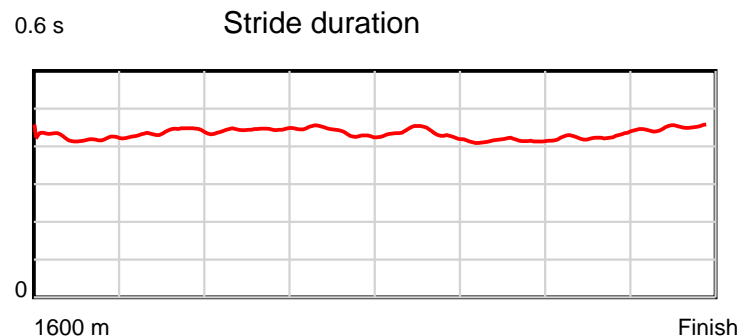
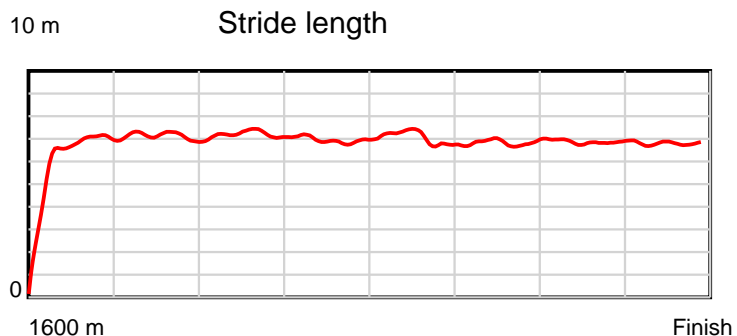
Disclaimer.

Tasracing Pty Ltd and Thoroughbred Ratings Pty Ltd accepts no responsibility for the completeness or accuracy of any of the information contained herein, and makes no representations about its suitability for any particular purpose. Users should make their own judgements about those matters and/or seek independent advice. You assume all risks associated with use of the data provided on this page.

Race Results

February 09, 2014, Race 3, MDN/CL1-SW, Distance 1600m, Elwick Course Proper - Offset 3m

Result	TAB no.	Horse (Barrier)	1600 to	1400m to	1200m to	1000m to	800m to	600m to	400m to	200m to	Total or	Margin
12th	4	Allgone (12)	1400m	1200m	1000m	800m	600m	400m	200m	WP	Average	
		Position in running (margin)	-	13(8.0)	13(10.8)	13(10.5)	13(10.1)	13(10.2)	13(10.9)	12(12.1)		21.90
		Sectional time (s)	17.36	12.35	12.26	12.73	12.57	12.08	12.14	13.27		
		Cumulative time (s)	104.77	87.41	75.06	62.80	50.06	37.49	25.41	13.27	1:44.77	
		Speed (m/s)	11.52	16.19	16.31	15.71	15.91	16.56	16.47	15.07	15.27	
		Stride length (m)	5.36	7.07	7.20	6.92	6.92	6.87	6.98	6.78	6.71	
		Stride duration (s)	0.423	0.437	0.442	0.440	0.435	0.415	0.424	0.450	0.439	
		Stride efficiency (%)	44.88	78.11	81.07	74.75	74.82	73.70	76.16	71.85	70.35	
		Stride count	37.32	28.29	27.77	28.92	28.90	29.12	28.65	29.49	238.46	



Note: Horizontal distance axis grid lines are 200m furlongs.

Disclaimer.

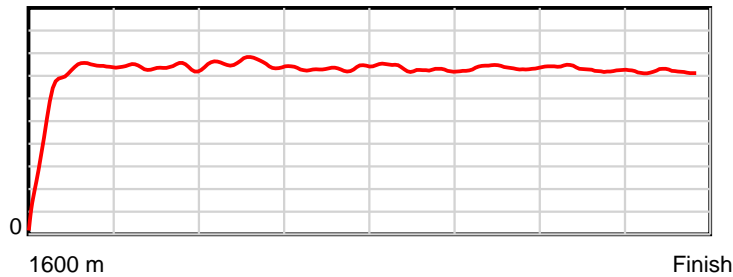
Tasracing Pty Ltd and Thoroughbred Ratings Pty Ltd accepts no responsibility for the completeness or accuracy of any of the information contained herein, and makes no representations about its suitability for any particular purpose. Users should make their own judgements about those matters and/or seek independent advice. You assume all risks associated with use of the data provided on this page.

Race Results

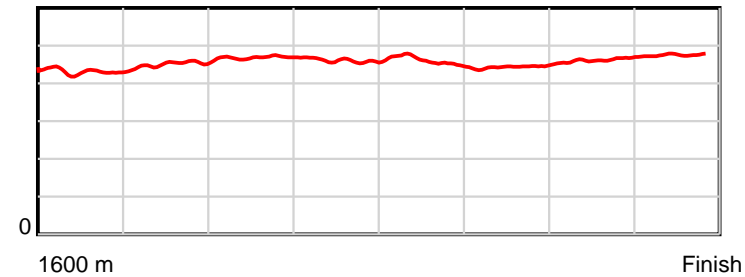
February 09, 2014, Race 3, MDN/CL1-SW, Distance 1600m, Elwick Course Proper - Offset 3m

Result	TAB no.	Horse (Barrier)	1600 to	1400m to	1200m to	1000m to	800m to	600m to	400m to	200m to	Total or	Margin
13th	6	Diamond Dan (3)	1400m	1200m	1000m	800m	600m	400m	200m	WP	Average	
		Position in running (margin)	-	7(4.9)	8(5.6)	7(7.0)	9(6.0)	10(7.1)	10(8.9)	13(12.3)		22.00
		Sectional time (s)	16.85	12.00	12.56	12.63	12.75	12.24	12.53	13.23		
		Cumulative time (s)	104.79	87.94	75.94	63.38	50.75	38.01	25.76	13.23	1:44.79	
		Speed (m/s)	11.87	16.67	15.92	15.84	15.69	16.34	15.96	15.12	15.27	
		Stride length (m)	5.66	7.45	7.42	7.32	7.23	7.23	7.33	7.18	7.05	
		Stride duration (s)	0.436	0.447	0.466	0.463	0.461	0.443	0.459	0.475	0.462	
		Stride efficiency (%)	50.07	86.81	86.01	83.80	81.61	81.69	83.95	80.53	77.70	
		Stride count	35.33	26.83	26.96	27.31	27.67	27.66	27.29	27.86	226.91	

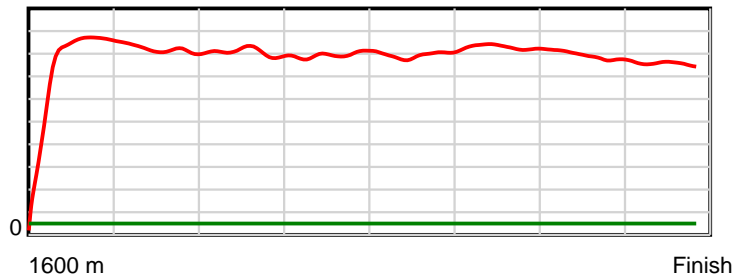
10 m Stride length



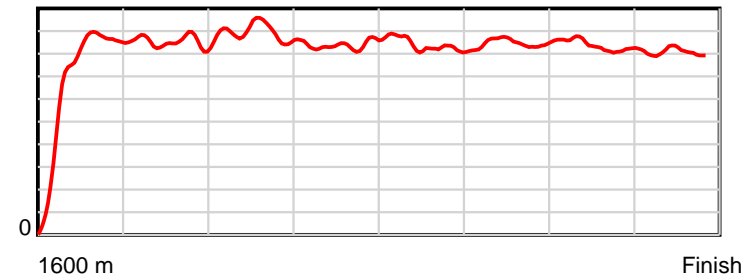
0.6 s Stride duration



20 m/sec Speed



100 % Stride efficiency



Note: Horizontal distance axis grid lines are 200m furlongs.

Disclaimer.

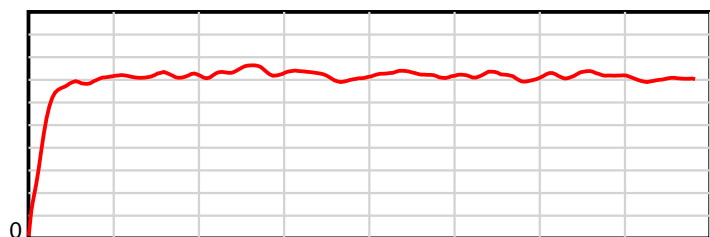
Tasracing Pty Ltd and Thoroughbred Ratings Pty Ltd accepts no responsibility for the completeness or accuracy of any of the information contained herein, and makes no representations about its suitability for any particular purpose. Users should make their own judgements about those matters and/or seek independent advice. You assume all risks associated with use of the data provided on this page.

Race Results

February 09, 2014, Race 3, MDN/CL1-SW, Distance 1600m, Elwick Course Proper - Offset 3m

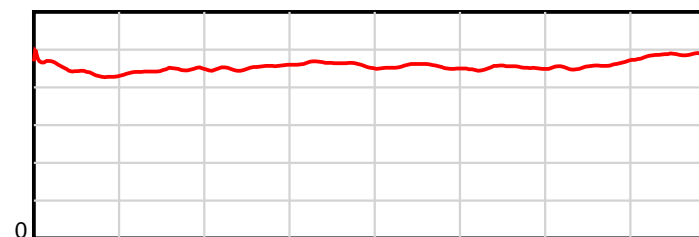
Result	TAB no.	Horse (Barrier)	1600 to	1400m to	1200m to	1000m to	800m to	600m to	400m to	200m to	Total or	Margin
14th	2	Holiday Isle (11)	1400m	1200m	1000m	800m	600m	400m	200m	WP	Average	
		Position in running (margin)	-	14(11.9)	14(15.1)	14(14.9)	14(14.4)	14(17.8)	14(19.6)			33.00
		Sectional time (s)	18.74	12.42	12.28	12.73	12.55	12.52	12.26	13.62		
		Cumulative time (s)	107.10	88.36	75.95	63.67	50.94	38.39	25.88	13.62	1:47.09	
		Speed (m/s)	10.67	16.10	16.29	15.71	15.94	15.97	16.31	14.68	14.94	
		Stride length (m)	5.42	7.16	7.36	7.27	7.24	7.21	7.42	7.12	6.96	
		Stride duration (s)	0.447	0.445	0.452	0.463	0.454	0.451	0.455	0.484	0.466	
		Stride efficiency (%)	45.90	80.12	84.76	82.58	81.97	81.28	86.15	79.12	75.69	
		Stride count	36.90	27.93	27.16	27.51	27.61	27.73	26.94	28.11	229.89	

10 m Stride length



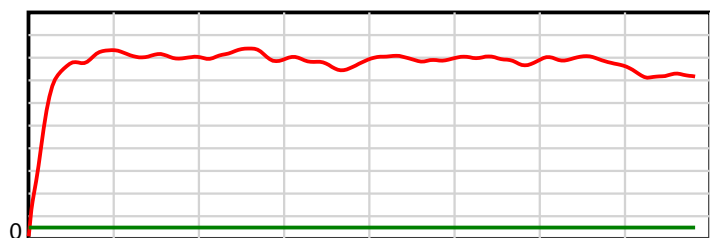
1600 m Finish

0.6 s Stride duration



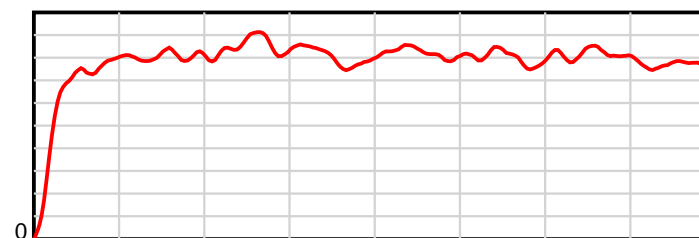
1600 m Finish

20 m/sec Speed



1600 m Finish

100 % Stride efficiency



1600 m Finish

Note: Horizontal distance axis grid lines are 200m furlongs.

Disclaimer.

Tasracing Pty Ltd and Thoroughbred Ratings Pty Ltd accepts no responsibility for the completeness or accuracy of any of the information contained herein, and makes no representations about its suitability for any particular purpose. Users should make their own judgements about those matters and/or seek independent advice. You assume all risks associated with use of the data provided on this page.