



## Race Results

Tasmanian Turf Club, Launceston, February 26, 2014

Compilation date: February 27, 2014, 2:35:32 PM (EST)

Copyright © 2014 Tasracing Pty Ltd. All rights reserved.

### Trademarks.

StrideMASTER is a registered trademark of Thoroughbred Ratings Pty Ltd.

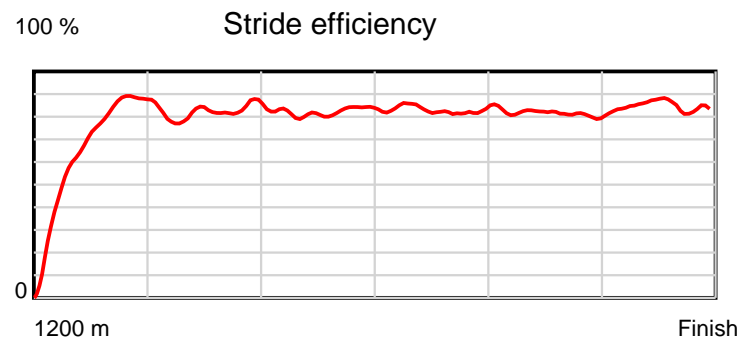
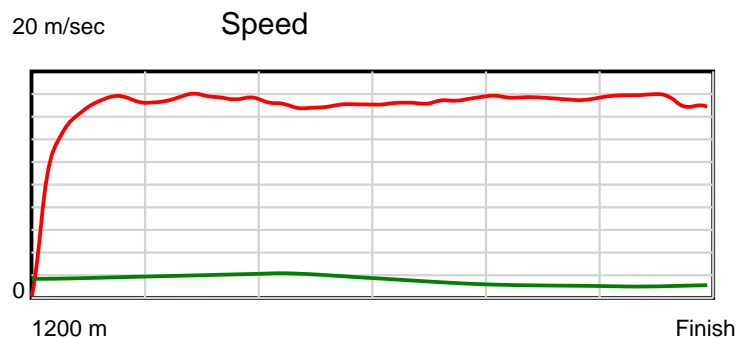
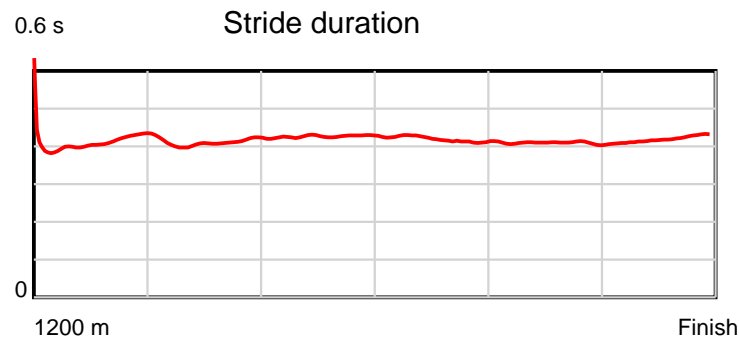
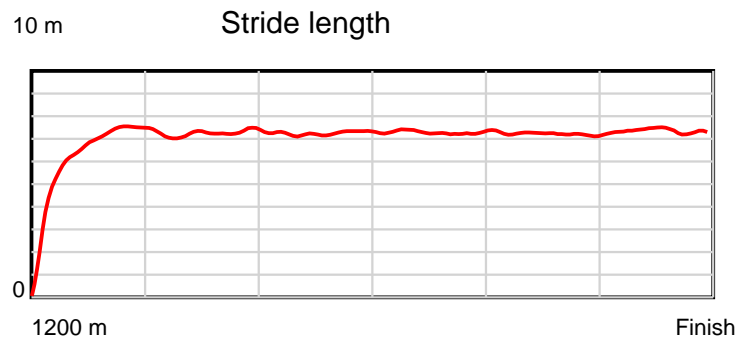
### Disclaimer.

Tasracing Pty Ltd and Thoroughbred Ratings Pty Ltd accepts no responsibility for the completeness or accuracy of any of the information contained herein, and makes no representations about its suitability for any particular purpose. Users should make their own judgements about those matters and/or seek independent advice. You assume all risks associated with use of the data provided on this page.

# Race Results

February 26, 2014, Race 2, CL4, Distance 1200m, Mowbray - Offset 3m

Result	TAB no.	Horse (Barrier)	1200 to	1000m to	800m to	600m to	400m to	200m to	Total or	Margin
1st	9	Devil's Tears (9)	1000m	800m	600m	400m	200m	WP	Average	
		Position in running (margin)	-	2(0.8)	1(0.0)	2(0.0)	1(0.0)	1(0.0)		0.00
		Sectional time (s)	14.82	11.22	11.76	11.39	11.44	11.43		
		Cumulative time (s)	72.06	57.24	46.02	34.26	22.87	11.43	1:12.06	
		Speed (m/s)	13.49	17.83	17.01	17.56	17.48	17.50	16.65	
		Stride length (m)	5.63	7.31	7.26	7.35	7.14	7.35	6.94	
		Stride duration (s)	0.407	0.410	0.427	0.419	0.409	0.420	0.417	
		Stride efficiency (%)	49.62	83.48	82.34	84.43	79.68	84.49	75.34	
		Stride count	35.49	27.36	27.55	27.21	28.01	27.20	172.82	



Note: Horizontal distance axis grid lines are 200m furlongs.

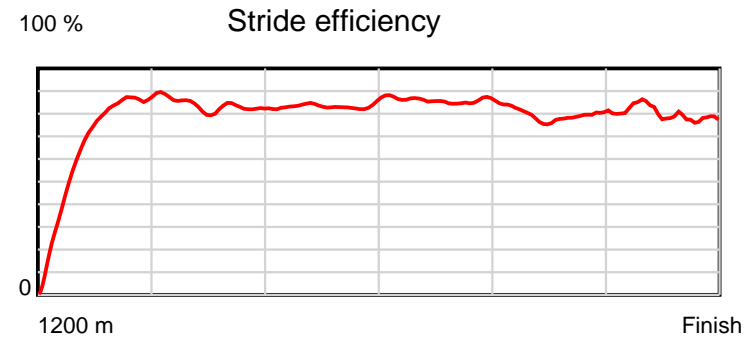
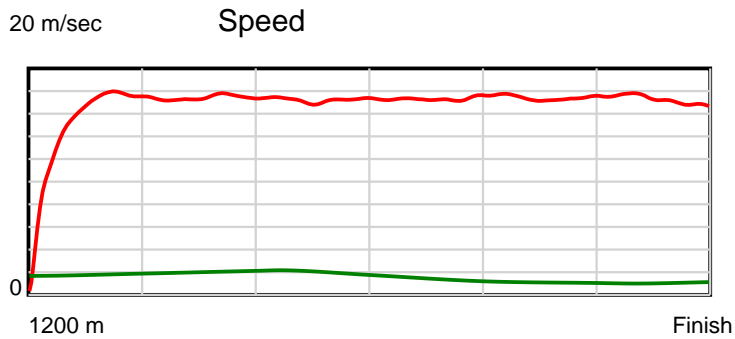
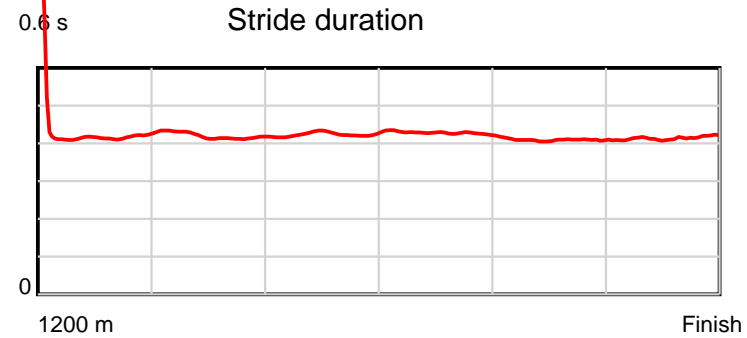
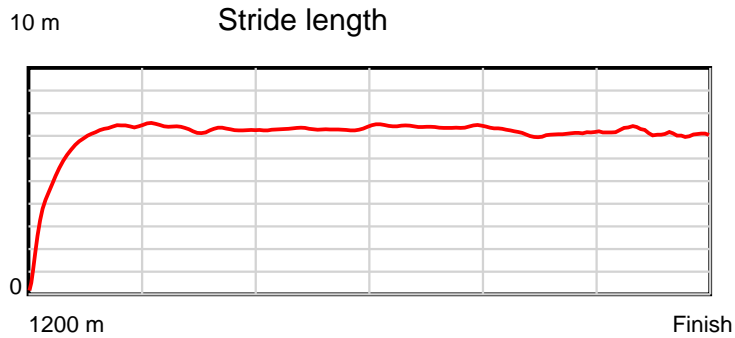
## Disclaimer.

Tasracing Pty Ltd and Thoroughbred Ratings Pty Ltd accepts no responsibility for the completeness or accuracy of any of the information contained herein, and makes no representations about its suitability for any particular purpose. Users should make their own judgements about those matters and/or seek independent advice. You assume all risks associated with use of the data provided on this page.

# Race Results

February 26, 2014, Race 2, CL4, Distance 1200m, Mowbray - Offset 3m

Result	TAB no.	Horse (Barrier)	1200 to	1000m to	800m to	600m to	400m to	200m to	Total or	Margin
2nd	4	Mossgiel Villa... (3)	1000m	800m	600m	400m	200m	WP	Average	
		Position in running (margin)	-	3(1.2)	2(0.8)	1(0.0)	2(0.4)	2(1.1)		2.00
		Sectional time (s)	14.87	11.28	11.62	11.46	11.56	11.63		
		Cumulative time (s)	72.43	57.56	46.28	34.66	23.20	11.63	1:12.43	
		Speed (m/s)	13.45	17.73	17.21	17.45	17.30	17.20	16.57	
		Stride length (m)	6.08	7.42	7.31	7.45	7.06	7.09	7.04	
		Stride duration (s)	0.442	0.419	0.425	0.427	0.408	0.413	0.425	
		Stride efficiency (%)	57.69	86.11	83.51	86.80	77.95	78.64	77.34	
		Stride count	32.92	26.94	27.36	26.84	28.32	28.19	170.57	



Note: Horizontal distance axis grid lines are 200m furlongs.

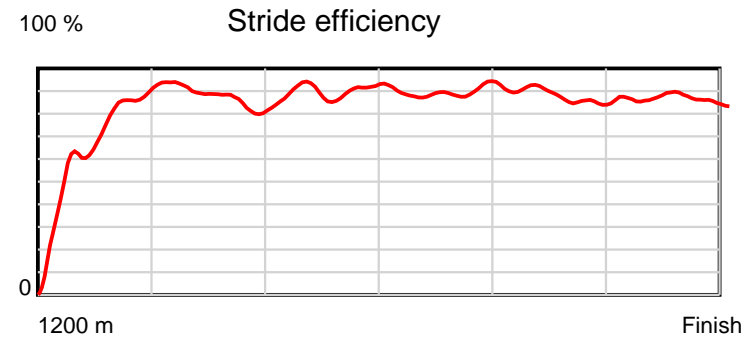
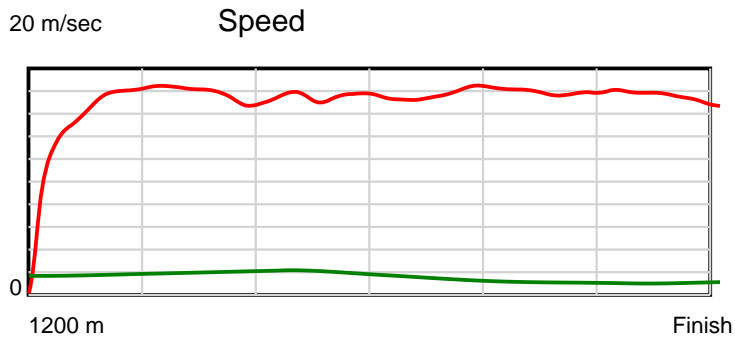
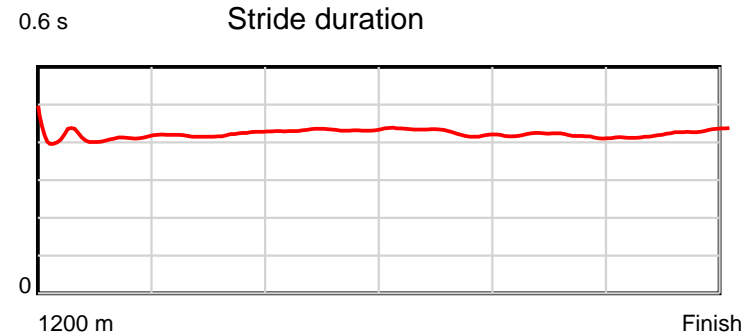
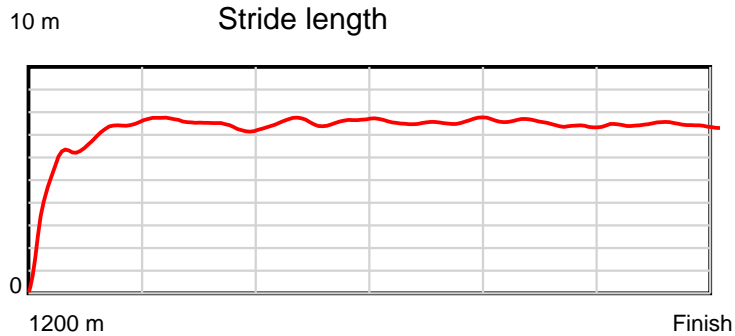
#### Disclaimer.

Tasracing Pty Ltd and Thoroughbred Ratings Pty Ltd accepts no responsibility for the completeness or accuracy of any of the information contained herein, and makes no representations about its suitability for any particular purpose. Users should make their own judgements about those matters and/or seek independent advice. You assume all risks associated with use of the data provided on this page.

# Race Results

February 26, 2014, Race 2, CL4, Distance 1200m, Mowbray - Offset 3m

Result	TAB no.	Horse (Barrier)	1200 to	1000m to	800m to	600m to	400m to	200m to	Total or	Margin
3rd	2	Hold Onto Your... (8)	1000m	800m	600m	400m	200m	WP	Average	
		Position in running (margin)	-	1(0.0)	3(2.6)	4(2.8)	6(1.6)	4(2.0)		3.00
		Sectional time (s)	14.75	11.77	11.80	11.19	11.51	11.59		
		Cumulative time (s)	72.61	57.86	46.08	34.29	23.09	11.59	1:12.61	
		Speed (m/s)	13.56	16.99	16.95	17.87	17.38	17.26	16.53	
		Stride length (m)	5.82	7.16	7.34	7.61	7.26	7.36	7.03	
		Stride duration (s)	0.418	0.421	0.433	0.426	0.418	0.427	0.426	
		Stride efficiency (%)	52.91	80.01	84.19	90.39	82.34	84.74	77.33	
		Stride count	34.37	27.95	27.25	26.30	27.55	27.16	170.58	



Note: Horizontal distance axis grid lines are 200m furlongs.

**Disclaimer.**

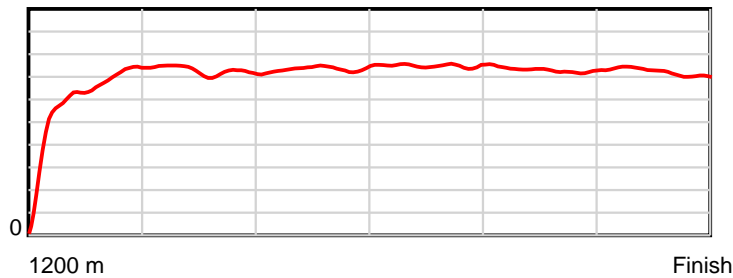
Tasracing Pty Ltd and Thoroughbred Ratings Pty Ltd accepts no responsibility for the completeness or accuracy of any of the information contained herein, and makes no representations about its suitability for any particular purpose. Users should make their own judgements about those matters and/or seek independent advice. You assume all risks associated with use of the data provided on this page.

# Race Results

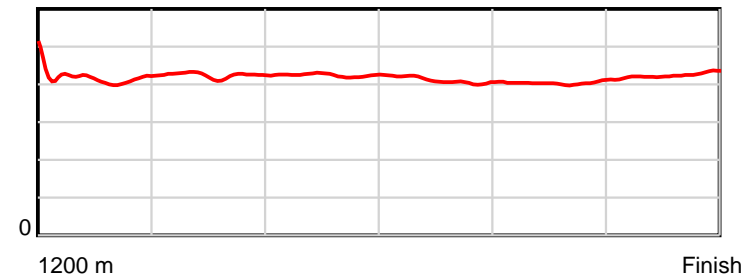
February 26, 2014, Race 2, CL4, Distance 1200m, Mowbray - Offset 3m

Result	TAB no.	Horse (Barrier)	1200 to	1000m to	800m to	600m to	400m to	200m to	Total or	Margin
4th	7	<b>Copper Dancer (7)</b>	<b>1000m</b>	<b>800m</b>	<b>600m</b>	<b>400m</b>	<b>200m</b>	<b>WP</b>	<b>Average</b>	
		Position in running (margin)	-	4(3.2)	5(5.0)	5(4.4)	3(0.9)	3(1.2)		3.10
		Sectional time (s)	15.19	11.66	11.65	10.81	11.49	11.82		
		Cumulative time (s)	72.63	57.44	45.78	34.12	23.31	11.82	1:12.62	
		Speed (m/s)	13.17	17.15	17.17	18.50	17.41	16.92	16.52	
		Stride length (m)	5.72	7.28	7.28	7.58	7.02	7.21	6.96	
		Stride duration (s)	0.424	0.424	0.424	0.409	0.404	0.426	0.421	
		Stride efficiency (%)	51.12	82.86	82.88	89.69	77.10	81.18	75.60	
		Stride count	34.97	27.47	27.46	26.40	28.47	27.75	172.52	

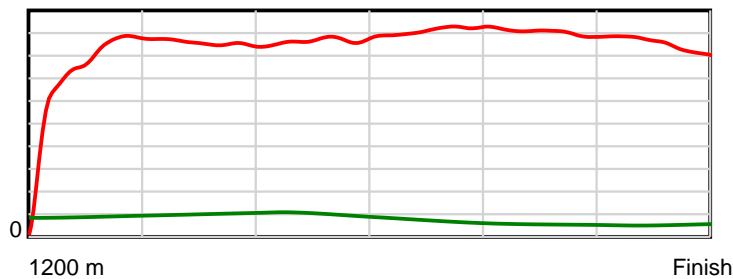
10 m Stride length



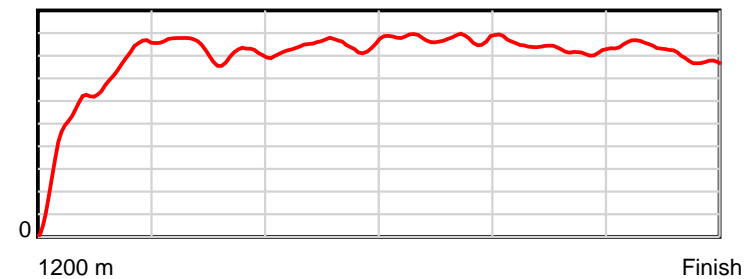
0.6 s Stride duration



20 m/sec Speed



100 % Stride efficiency



Note: Horizontal distance axis grid lines are 200m furlongs.

**Disclaimer.**

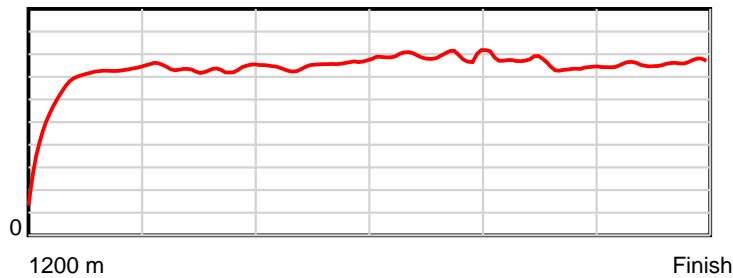
Tasracing Pty Ltd and Thoroughbred Ratings Pty Ltd accepts no responsibility for the completeness or accuracy of any of the information contained herein, and makes no representations about its suitability for any particular purpose. Users should make their own judgements about those matters and/or seek independent advice. You assume all risks associated with use of the data provided on this page.

# Race Results

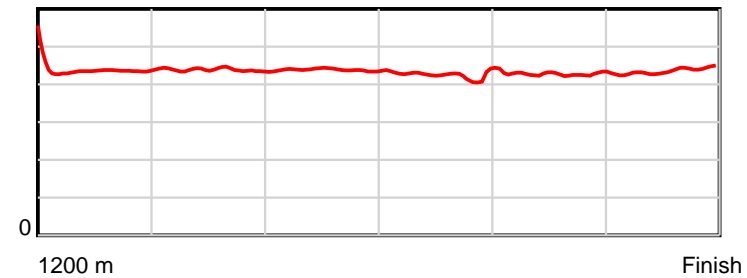
February 26, 2014, Race 2, CL4, Distance 1200m, Mowbray - Offset 3m

Result	TAB no.	Horse (Barrier)	1200 to	1000m to	800m to	600m to	400m to	200m to	Total or	Margin
5th	8	<b>The Chancer (2)</b>	<b>1000m</b>	<b>800m</b>	<b>600m</b>	<b>400m</b>	<b>200m</b>	<b>WP</b>	<b>Average</b>	
		Position in running (margin)	-	8(6.8)	8(7.9)	8(5.6)	5(1.5)	5(2.1)		3.50
		Sectional time (s)	16.12	11.52	11.38	10.70	11.54	11.43		
		Cumulative time (s)	72.70	56.58	45.05	33.67	22.97	11.43	1:12.70	
		Speed (m/s)	12.41	17.36	17.57	18.69	17.33	17.50	16.51	
		Stride length (m)	5.73	7.59	7.70	7.76	7.38	7.66	7.22	
		Stride duration (s)	0.440	0.437	0.438	0.415	0.426	0.438	0.437	
		Stride efficiency (%)	51.22	90.02	92.66	94.03	85.21	91.77	81.45	
		Stride count	34.93	26.35	25.97	25.78	27.08	26.10	166.21	

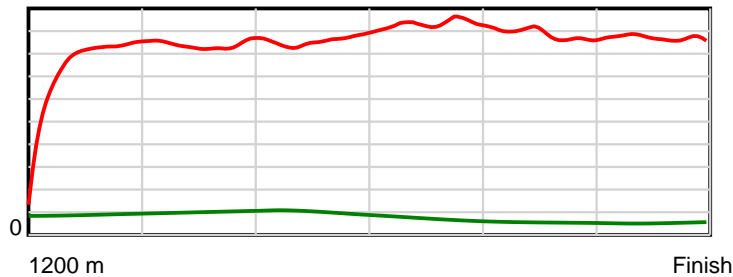
10 m Stride length



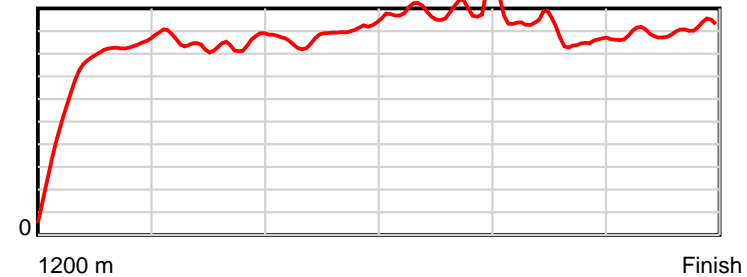
0.6 s Stride duration



20 m/sec Speed



100 % Stride efficiency



Note: Horizontal distance axis grid lines are 200m furlongs.

### Disclaimer.

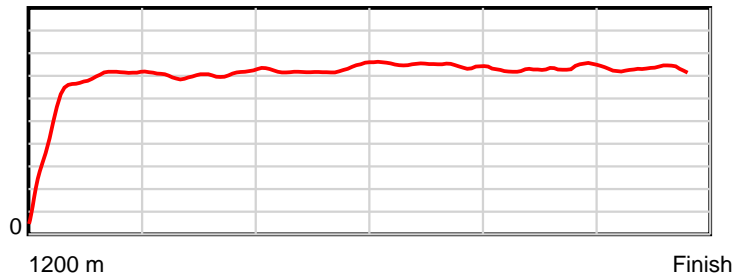
Tasracing Pty Ltd and Thoroughbred Ratings Pty Ltd accepts no responsibility for the completeness or accuracy of any of the information contained herein, and makes no representations about its suitability for any particular purpose. Users should make their own judgements about those matters and/or seek independent advice. You assume all risks associated with use of the data provided on this page.

# Race Results

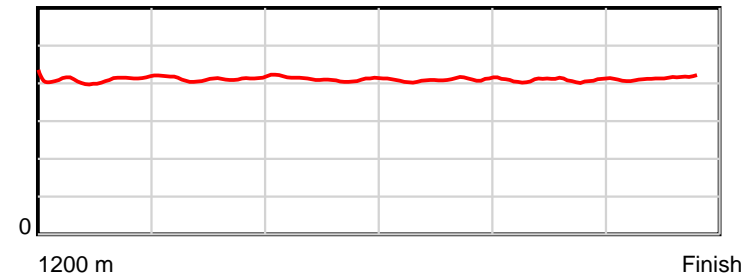
February 26, 2014, Race 2, CL4, Distance 1200m, Mowbray - Offset 3m

Result	TAB no.	Horse (Barrier)	1200 to	1000m to	800m to	600m to	400m to	200m to	Total or	Margin
6th	1	Hailed (6)	1000m	800m	600m	400m	200m	WP	Average	
		Position in running (margin)	-	7(5.7)	9(7.9)	9(6.4)	9(3.3)	9(3.7)		4.50
		Sectional time (s)	15.87	11.71	11.50	10.87	11.52	11.40		
		Cumulative time (s)	72.88	57.01	45.30	33.79	22.92	11.40	1:12.87	
		Speed (m/s)	12.60	17.08	17.39	18.40	17.36	17.54	16.46	
		Stride length (m)	5.46	7.04	7.17	7.52	7.08	7.26	6.84	
		Stride duration (s)	0.416	0.412	0.412	0.409	0.408	0.414	0.416	
		Stride efficiency (%)	46.62	77.53	80.27	88.35	78.26	82.43	73.21	
		Stride count	36.62	28.39	27.91	26.60	28.26	27.54	175.32	

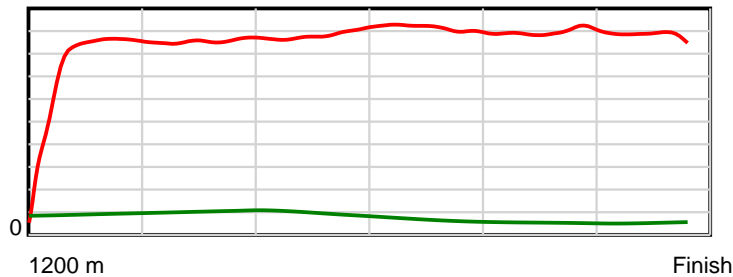
10 m Stride length



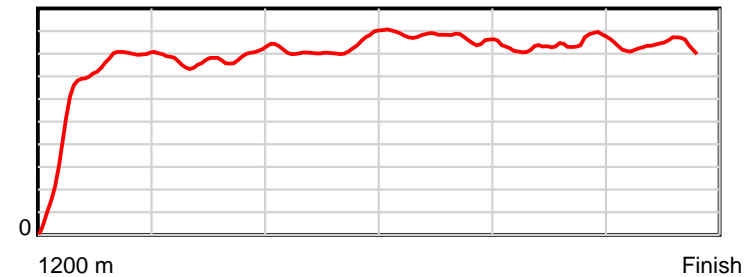
0.6 s Stride duration



20 m/sec Speed



100 % Stride efficiency



Note: Horizontal distance axis grid lines are 200m furlongs.

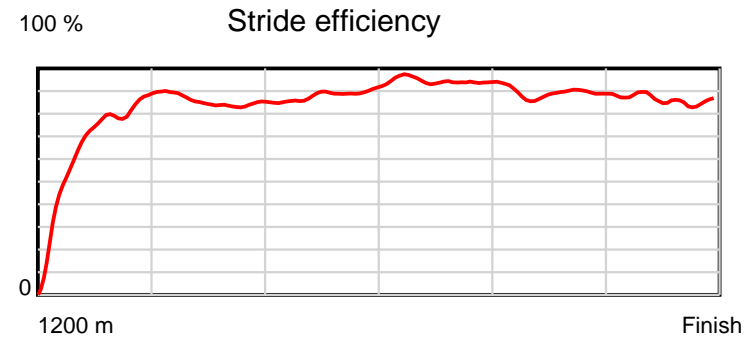
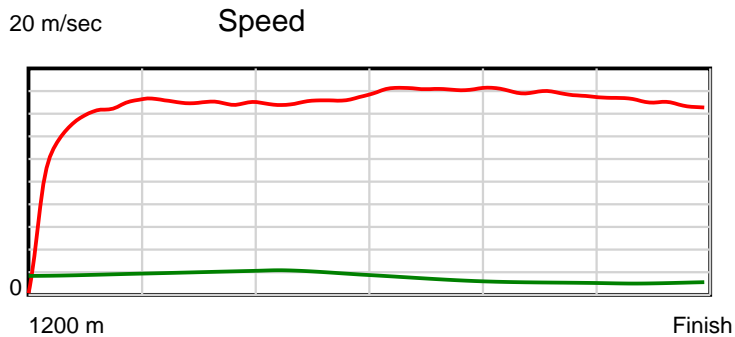
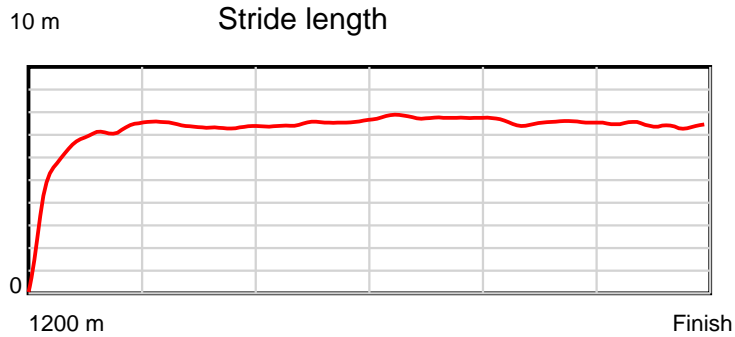
## Disclaimer.

Tasracing Pty Ltd and Thoroughbred Ratings Pty Ltd accepts no responsibility for the completeness or accuracy of any of the information contained herein, and makes no representations about its suitability for any particular purpose. Users should make their own judgements about those matters and/or seek independent advice. You assume all risks associated with use of the data provided on this page.

# Race Results

February 26, 2014, Race 2, CL4, Distance 1200m, Mowbray - Offset 3m

Result	TAB no.	Horse (Barrier)	1200 to	1000m to	800m to	600m to	400m to	200m to	Total or	Margin
7th	11	Lolly Delight (1)	1000m	800m	600m	400m	200m	WP	Average	
		Position in running (margin)	-	5(3.6)	7(5.7)	6(4.7)	7(1.7)	6(2.3)		4.80
		Sectional time (s)	15.38	11.68	11.59	10.90	11.54	11.84		
		Cumulative time (s)	72.94	57.56	45.87	34.28	23.38	11.84	1:12.93	
		Speed (m/s)	13.01	17.12	17.26	18.35	17.33	16.89	16.45	
		Stride length (m)	5.83	7.44	7.56	7.84	7.34	7.42	7.17	
		Stride duration (s)	0.437	0.435	0.438	0.427	0.424	0.439	0.436	
		Stride efficiency (%)	53.11	86.47	89.35	96.09	84.24	85.99	80.34	
		Stride count	34.31	26.89	26.45	25.51	27.24	26.96	167.36	



Note: Horizontal distance axis grid lines are 200m furlongs.

**Disclaimer.**

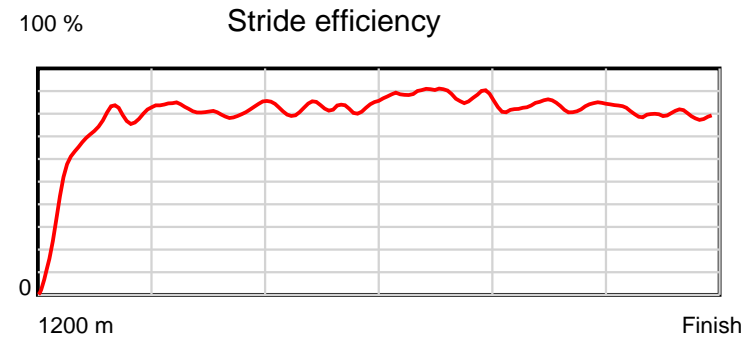
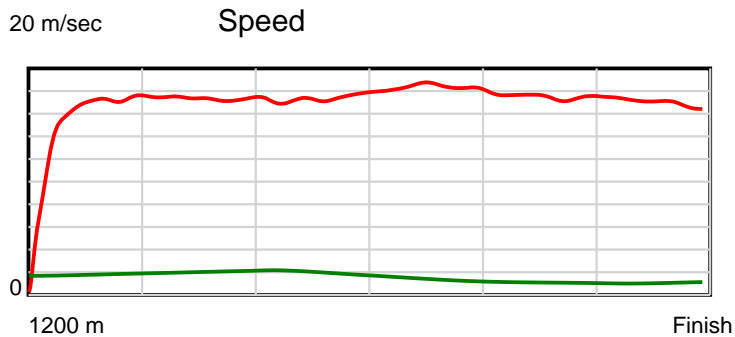
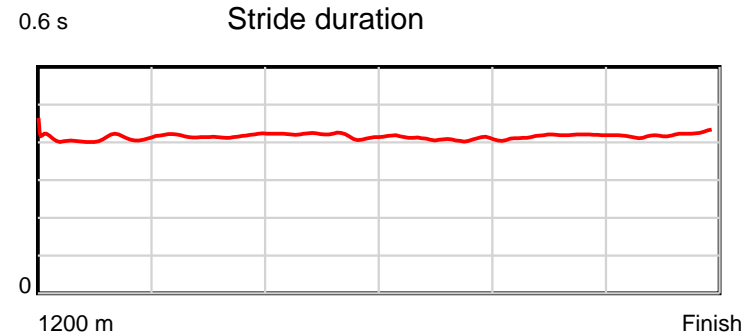
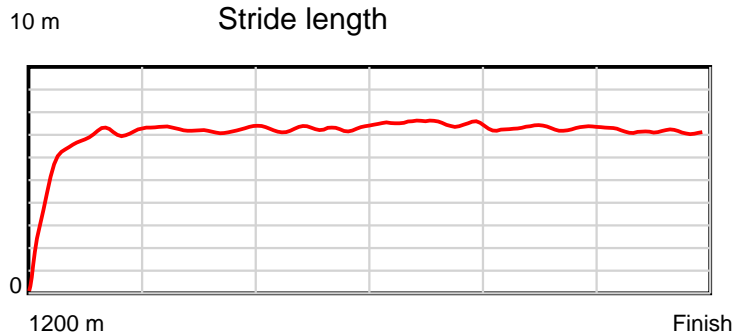
Tasracing Pty Ltd and Thoroughbred Ratings Pty Ltd accepts no responsibility for the completeness or accuracy of any of the information contained herein, and makes no representations about its suitability for any particular purpose. Users should make their own judgements about those matters and/or seek independent advice. You assume all risks associated with use of the data provided on this page.



# Race Results

February 26, 2014, Race 2, CL4, Distance 1200m, Mowbray - Offset 3m

Result	TAB no.	Horse (Barrier)	1200 to	1000m to	800m to	600m to	400m to	200m to	Total or	Margin
8th	5	Date And Sign (5)	1000m	800m	600m	400m	200m	WP	Average	
		Position in running (margin)	-	6(4.1)	6(5.4)	7(5.1)	8(2.2)	8(3.7)		5.10
		Sectional time (s)	15.41	11.56	11.70	10.91	11.69	11.72		
		Cumulative time (s)	72.99	57.58	46.02	34.31	23.41	11.72	1:12.98	
		Speed (m/s)	12.98	17.30	17.09	18.33	17.11	17.06	16.44	
		Stride length (m)	5.67	7.21	7.16	7.52	7.11	7.19	6.92	
		Stride duration (s)	0.428	0.417	0.419	0.410	0.415	0.421	0.421	
		Stride efficiency (%)	50.16	81.29	80.08	88.29	78.99	80.78	74.73	
		Stride count	35.30	27.73	27.94	26.61	28.13	27.82	173.53	



Note: Horizontal distance axis grid lines are 200m furlongs.

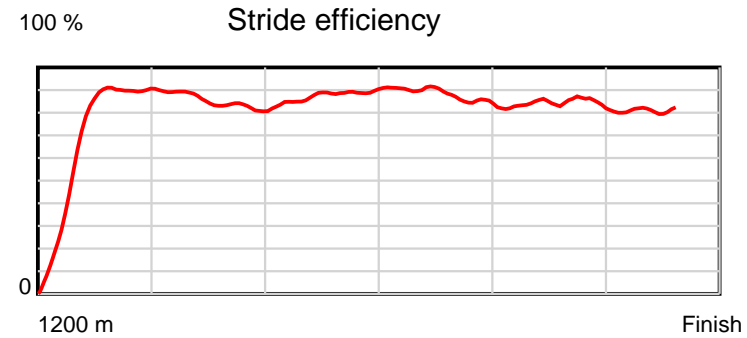
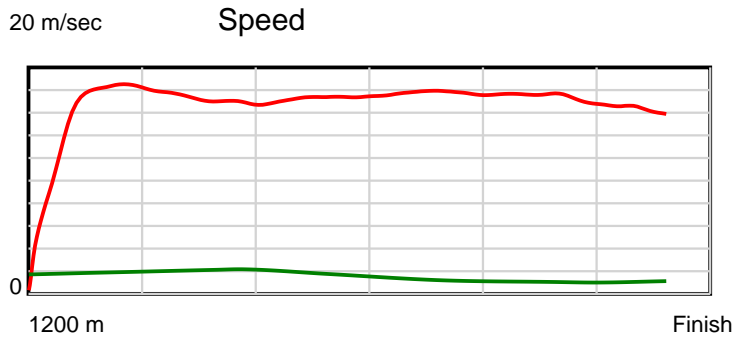
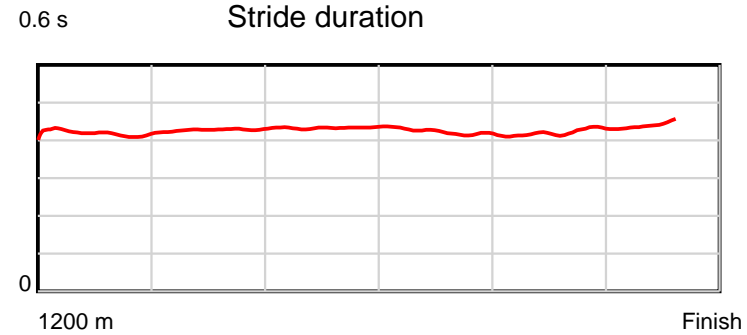
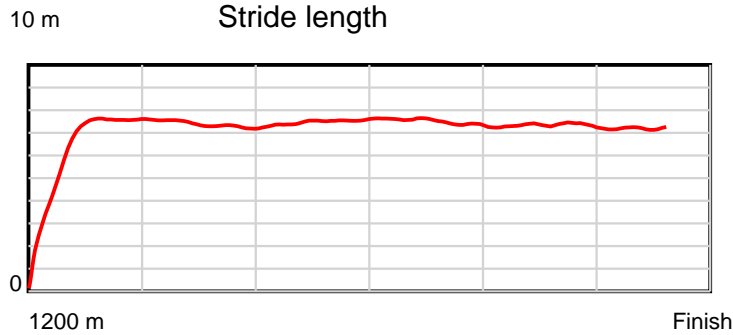
**Disclaimer.**

Tasracing Pty Ltd and Thoroughbred Ratings Pty Ltd accepts no responsibility for the completeness or accuracy of any of the information contained herein, and makes no representations about its suitability for any particular purpose. Users should make their own judgements about those matters and/or seek independent advice. You assume all risks associated with use of the data provided on this page.

# Race Results

February 26, 2014, Race 2, CL4, Distance 1200m, Mowbray - Offset 3m

Result	TAB no.	Horse (Barrier)	1200 to	1000m to	800m to	600m to	400m to	200m to	Total or	Margin
9th	3	<b>From the Bronx (4)</b>	<b>1000m</b>	<b>800m</b>	<b>600m</b>	<b>400m</b>	<b>200m</b>	<b>WP</b>	<b>Average</b>	
		Position in running (margin)	-	9(12.9)	4(3.5)	3(2.4)	4(1.2)	7(2.5)		6.10
		Sectional time (s)	16.84	9.79	11.57	11.18	11.66	12.14		
		Cumulative time (s)	73.18	56.34	46.55	34.98	23.80	12.14	1:13.18	
		Speed (m/s)	11.88	20.43	17.29	17.89	17.15	16.47	16.40	
		Stride length (m)	5.36	8.67	7.45	7.68	7.12	7.23	7.10	
		Stride duration (s)	0.444	0.424	0.431	0.430	0.415	0.439	0.433	
		Stride efficiency (%)	44.87	117.42	86.65	92.29	79.24	81.77	78.77	
		Stride count	37.32	23.07	26.86	26.03	28.09	27.65	169.02	



Note: Horizontal distance axis grid lines are 200m furlongs.

**Disclaimer.**

Tasracing Pty Ltd and Thoroughbred Ratings Pty Ltd accepts no responsibility for the completeness or accuracy of any of the information contained herein, and makes no representations about its suitability for any particular purpose. Users should make their own judgements about those matters and/or seek independent advice. You assume all risks associated with use of the data provided on this page.