



Race Results

Tasmanian Turf Club, Launceston, February 26, 2014

Compilation date: February 27, 2014, 2:42:33 PM (EST)

Copyright © 2014 Tasracing Pty Ltd. All rights reserved.

Trademarks.

StrideMASTER is a registered trademark of Thoroughbred Ratings Pty Ltd.

Disclaimer.

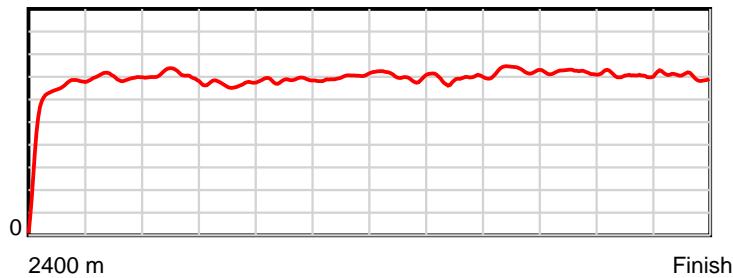
Tasracing Pty Ltd and Thoroughbred Ratings Pty Ltd accepts no responsibility for the completeness or accuracy of any of the information contained herein, and makes no representations about its suitability for any particular purpose. Users should make their own judgements about those matters and/or seek independent advice. You assume all risks associated with use of the data provided on this page.

Race Results

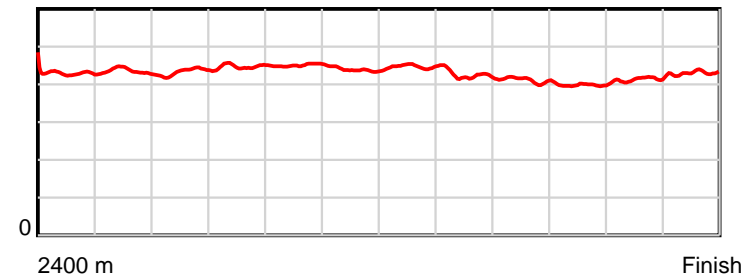
February 26, 2014, Race 8, LAUN CUP, Distance 2400m, Mowbray - Offset 3m

Result	TAB no.	Horse (Barrier)	2400 to	2200m to	2000m to	1800m to	1600m to	1400m to	1200m to	1000m to	800m to	600m to	400m to	200m to	Total or	Margin
1st	2	Epingle (12)	2200m	2000m	1800m	1600m	1400m	1200m	1000m	800m	600m	400m	200m	WP	Average	
		Position in running (margin)	-	9(8.2)	10(11.6)	10(10.2)	10(11.8)	10(12.6)	10(12.6)	9(11.7)	9(9.4)	5(4.9)	2(1.1)	1(0.0)		0.00
		Sectional time (s)	16.35	12.29	12.10	12.03	12.93	12.63	12.77	13.07	12.14	10.99	11.87	12.16		
		Cumulative time (s)	151.30	134.95	122.66	110.56	98.54	85.61	72.98	60.22	47.15	35.01	24.03	12.16	2:31.30	
		Speed (m/s)	12.23	16.27	16.53	16.63	15.47	15.84	15.66	15.30	16.47	18.20	16.85	16.45	15.86	
		Stride length (m)	5.14	7.08	7.17	7.43	6.97	6.99	6.97	6.56	6.79	7.22	6.98	7.09	6.81	
		Stride duration (s)	0.428	0.435	0.434	0.447	0.450	0.441	0.445	0.429	0.412	0.397	0.414	0.431	0.429	
		Stride efficiency (%)	41.36	78.43	80.32	86.19	75.86	76.32	75.87	67.29	71.98	81.57	76.20	78.49	72.46	
		Stride count	38.88	28.23	27.90	26.93	28.70	28.62	28.70	30.48	29.47	27.68	28.64	28.22	352.45	

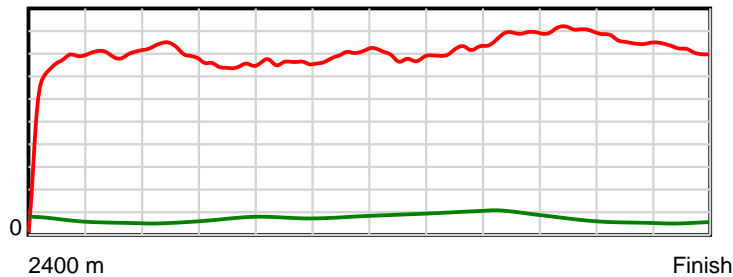
10 m Stride length



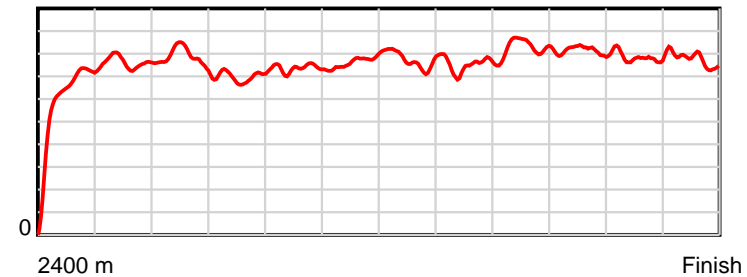
0.6 s Stride duration



20 m/sec Speed



100 % Stride efficiency



Note: Horizontal distance axis grid lines are 200m furlongs.

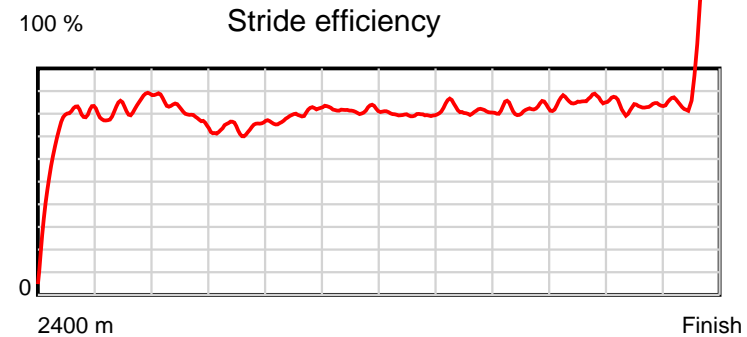
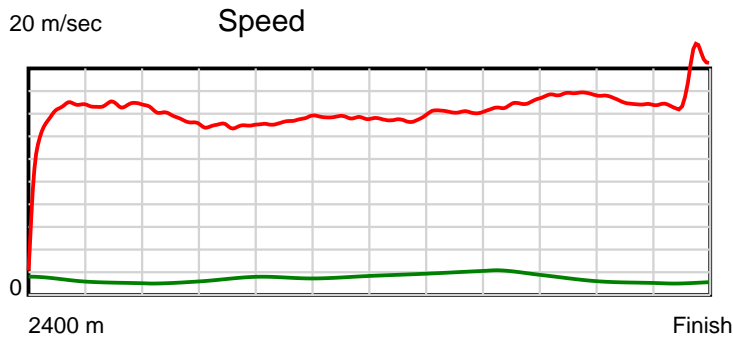
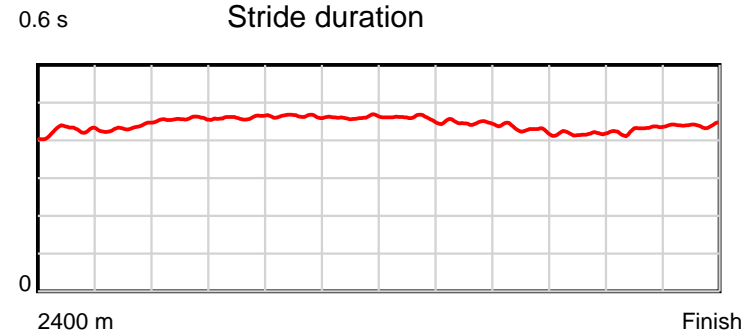
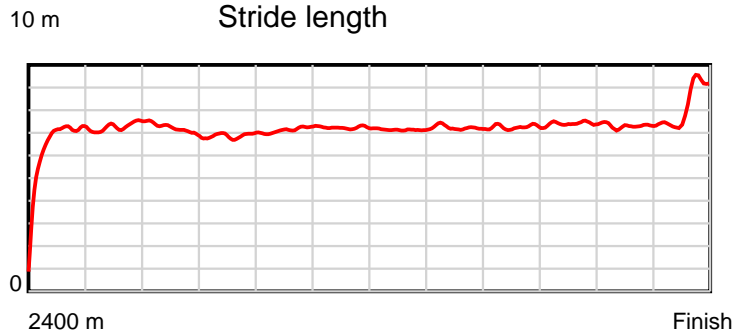
Disclaimer.

Tasracing Pty Ltd and Thoroughbred Ratings Pty Ltd accepts no responsibility for the completeness or accuracy of any of the information contained herein, and makes no representations about its suitability for any particular purpose. Users should make their own judgements about those matters and/or seek independent advice. You assume all risks associated with use of the data provided on this page.

Race Results

February 26, 2014, Race 8, LAUN CUP, Distance 2400m, Mowbray - Offset 3m

Result	TAB no.	Horse (Barrier)	2400 to	2200m to	2000m to	1800m to	1600m to	1400m to	1200m to	1000m to	800m to	600m to	400m to	200m to	Total or	Margin
2nd	11	Gold to Go (7)	2200m	2000m	1800m	1600m	1400m	1200m	1000m	800m	600m	400m	200m	WP	Average	
		Position in running (margin)	-	4(5.4)	4(4.6)	3(4.7)	4(6.8)	4(7.0)	4(5.9)	4(6.4)	4(4.8)	3(3.6)	4(1.1)	2(0.1)		0.80
		Sectional time (s)	16.97	11.59	12.36	12.11	12.81	12.47	13.00	13.16	12.71	11.20	11.89	11.19		
		Cumulative time (s)	151.45	134.48	122.89	110.53	98.42	85.61	73.14	60.14	46.98	34.27	23.07	11.19	2:31.44	
		Speed (m/s)	11.78	17.26	16.18	16.52	15.61	16.04	15.38	15.20	15.74	17.86	16.82	17.87	15.85	
		Stride length (m)	5.25	7.49	7.39	7.59	7.25	7.39	7.11	6.80	6.80	7.45	7.20	7.87	7.06	
		Stride duration (s)	0.424	0.434	0.457	0.459	0.464	0.461	0.462	0.447	0.432	0.417	0.428	0.440	0.446	
		Stride efficiency (%)	43.01	87.72	85.31	89.98	82.16	85.29	78.96	72.24	72.25	86.62	80.92	96.82	77.90	
		Stride count	38.12	26.69	27.07	26.36	27.58	27.07	28.14	29.42	29.41	26.86	27.79	25.41	339.92	



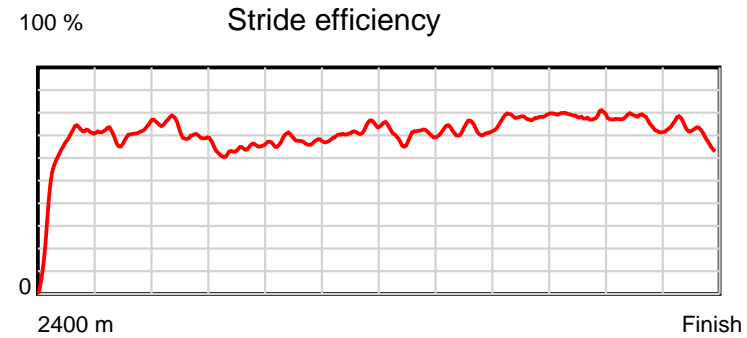
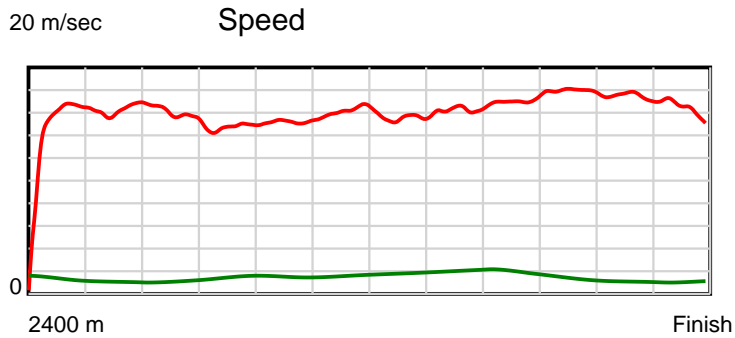
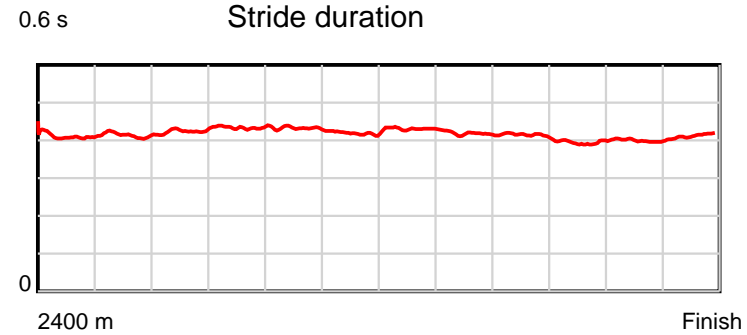
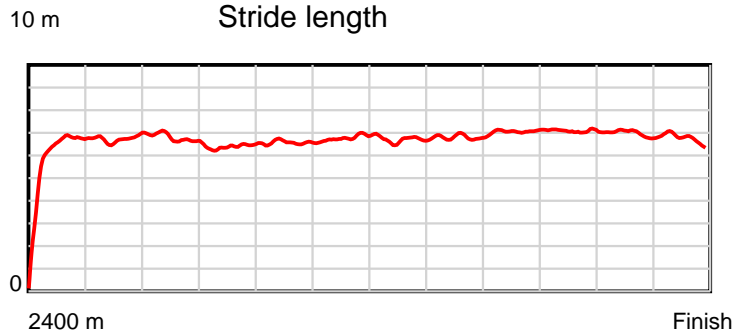
Note: Horizontal distance axis grid lines are 200m furlongs.

Disclaimer.

Tasracing Pty Ltd and Thoroughbred Ratings Pty Ltd accepts no responsibility for the completeness or accuracy of any of the information contained herein, and makes no representations about its suitability for any particular purpose. Users should make their own judgements about those matters and/or seek independent advice. You assume all risks associated with use of the data provided on this page.

February 26, 2014, Race 8, LAUN CUP, Distance 2400m, Mowbray - Offset 3m

Result	TAB no.	Horse (Barrier)	2400 to	2200m to	2000m to	1800m to	1600m to	1400m to	1200m to	1000m to	800m to	600m to	400m to	200m to	Total or	Margin
3rd	1	Geegees Blackf... (8)	2200m	2000m	1800m	1600m	1400m	1200m	1000m	800m	600m	400m	200m	WP	Average	
		Position in running (margin)	-	7(6.9)	8(8.0)	8(7.0)	7(10.3)	8(11.5)	8(10.9)	7(10.0)	7(7.9)	10(5.6)	7(3.0)	4(1.8)		2.10
		Sectional time (s)	15.88	11.91	12.18	12.31	12.98	12.53	12.77	13.09	12.51	11.19	11.85	12.51		
		Cumulative time (s)	151.70	135.82	123.91	111.74	99.43	86.45	73.91	61.15	48.06	35.55	24.36	12.51	2:31.69	
		Speed (m/s)	12.60	16.79	16.42	16.25	15.41	15.96	15.66	15.28	15.99	17.87	16.88	15.99	15.82	
		Stride length (m)	5.03	6.95	6.93	7.05	6.67	6.73	6.70	6.44	6.64	7.05	6.74	6.58	6.58	
		Stride duration (s)	0.413	0.414	0.422	0.434	0.433	0.422	0.427	0.421	0.416	0.394	0.400	0.412	0.416	
		Stride efficiency (%)	39.49	75.55	75.06	77.59	69.57	70.85	70.08	64.84	68.93	77.64	71.05	67.72	67.61	
		Stride count	39.78	28.76	28.86	28.38	29.97	29.70	29.86	31.05	30.11	28.37	29.66	30.38	364.88	



Note: Horizontal distance axis grid lines are 200m furlongs.

Disclaimer.

Tasracing Pty Ltd and Thoroughbred Ratings Pty Ltd accepts no responsibility for the completeness or accuracy of any of the information contained herein, and makes no representations about its suitability for any particular purpose. Users should make their own judgements about those matters and/or seek independent advice. You assume all risks associated with use of the data provided on this page.

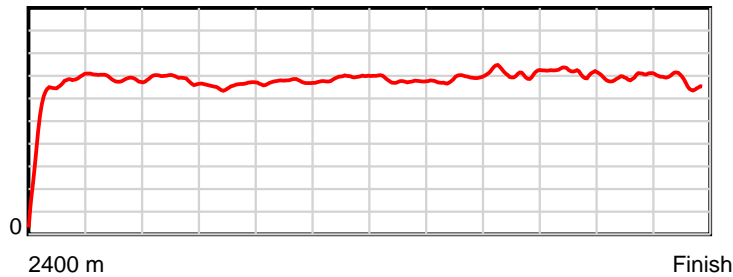
Race Results

February 26, 2014, Race 8, LAUN CUP, Distance 2400m, Mowbray - Offset 3m

Result	TAB no.	Horse (Barrier)	2400 to	2200m to	2000m to	1800m to	1600m to	1400m to	1200m to	1000m to	800m to	600m to	400m to	200m to	Total or	Margin
4th	3	Surpass (9)	2200m	2000m	1800m	1600m	1400m	1200m	1000m	800m	600m	400m	200m	WP	Average	
		Position in running (margin)	-	10(8.5)	9(10.1)	9(9.1)	9(11.5)	9(12.0)	9(11.6)	10(11.8)	10(10.1)	7(5.0)	5(2.5)	5(2.2)		2.30
		Sectional time (s)	16.38	11.99	12.17	12.16	12.87	12.57	12.95	13.15	12.05	11.20	12.00	12.24		
		Cumulative time (s)	151.74	135.36	123.37	111.20	99.04	86.17	73.60	60.64	47.50	35.44	24.24	12.24	2:31.74	
		Speed (m/s)	12.21	16.68	16.43	16.45	15.54	15.91	15.44	15.21	16.60	17.86	16.67	16.34	15.82	
		Stride length (m)	5.14	7.09	7.01	7.28	6.93	6.92	6.78	6.47	6.74	7.16	6.84	6.72	6.70	
		Stride duration (s)	0.430	0.425	0.426	0.443	0.446	0.435	0.439	0.425	0.406	0.401	0.410	0.411	0.424	
		Stride efficiency (%)	41.22	78.46	76.75	82.88	75.10	74.76	71.80	65.33	70.96	80.04	73.14	70.51	70.23	
		Stride count	38.94	28.22	28.54	27.46	28.85	28.92	29.51	30.93	29.68	27.95	29.23	29.77	358.00	

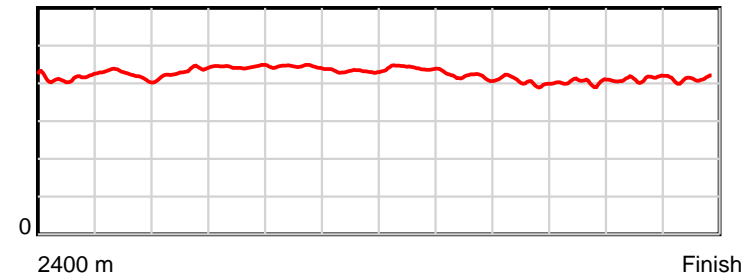
10 m

Stride length



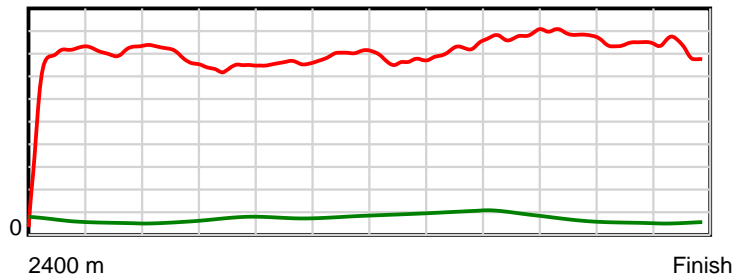
0.6 s

Stride duration



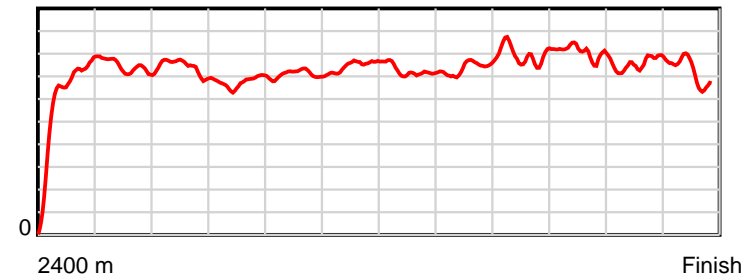
20 m/sec

Speed



100 %

Stride efficiency



Note: Horizontal distance axis grid lines are 200m furlongs.

Disclaimer.

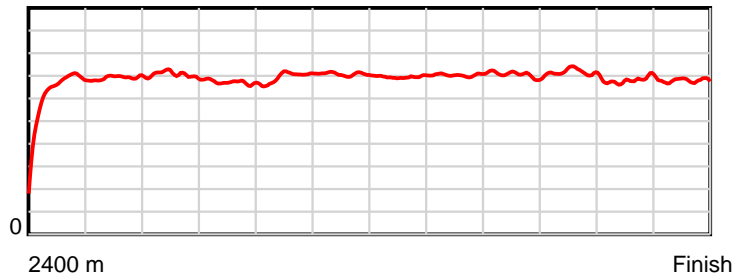
Tasracing Pty Ltd and Thoroughbred Ratings Pty Ltd accepts no responsibility for the completeness or accuracy of any of the information contained herein, and makes no representations about its suitability for any particular purpose. Users should make their own judgements about those matters and/or seek independent advice. You assume all risks associated with use of the data provided on this page.

Race Results

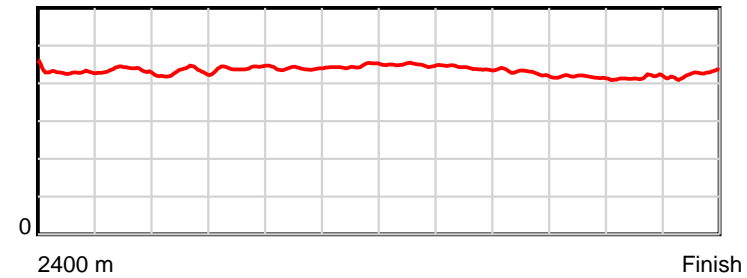
February 26, 2014, Race 8, LAUN CUP, Distance 2400m, Mowbray - Offset 3m

Result	TAB no.	Horse (Barrier)	2400 to	2200m to	2000m to	1800m to	1600m to	1400m to	1200m to	1000m to	800m to	600m to	400m to	200m to	Total or	Margin
5th	4	Gee Gee's La Q... (11)	2200m	2000m	1800m	1600m	1400m	1200m	1000m	800m	600m	400m	200m	WP	Average	
		Position in running (margin)	-	5(5.5)	7(7.9)	6(5.6)	3(6.6)	2(3.3)	2(2.9)	2(1.6)	2(0.7)	1(0.0)	3(1.1)	3(1.6)		3.10
		Sectional time (s)	15.84	12.12	11.95	11.94	12.22	12.58	12.70	13.28	12.78	11.80	12.14	12.53		
		Cumulative time (s)	151.89	136.05	123.92	111.97	100.04	87.82	75.23	62.53	49.25	36.47	24.67	12.53	2:31.88	
		Speed (m/s)	12.63	16.50	16.74	16.75	16.37	15.90	15.75	15.06	15.65	16.95	16.47	15.96	15.80	
		Stride length (m)	5.27	7.18	7.19	7.38	7.20	7.07	7.07	6.65	6.72	7.06	6.83	6.79	6.82	
		Stride duration (s)	0.426	0.435	0.430	0.441	0.440	0.445	0.449	0.442	0.429	0.416	0.414	0.425	0.431	
		Stride efficiency (%)	43.34	80.65	80.78	85.16	80.91	78.14	78.11	69.12	70.51	77.81	72.83	71.98	72.63	
		Stride count	37.98	27.84	27.82	27.09	27.79	28.28	28.29	30.07	29.77	28.34	29.30	29.47	352.04	

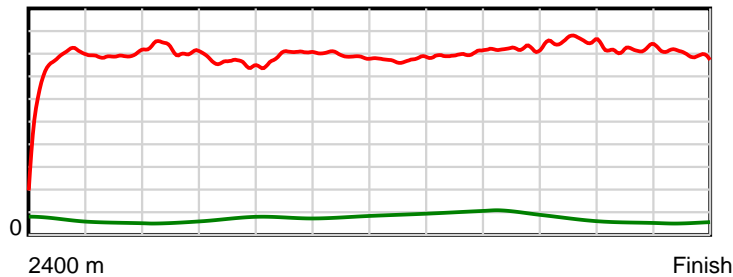
10 m Stride length



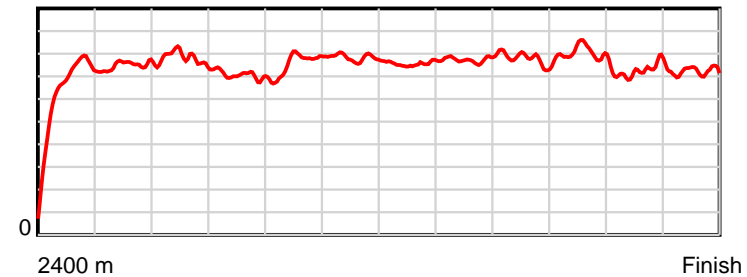
0.6 s Stride duration



20 m/sec Speed



100 % Stride efficiency



Note: Horizontal distance axis grid lines are 200m furlongs.

Disclaimer.


Tasracing Pty Ltd and Thoroughbred Ratings Pty Ltd accepts no responsibility for the completeness or accuracy of any of the information contained herein, and makes no representations about its suitability for any particular purpose. Users should make their own judgements about those matters and/or seek independent advice. You assume all risks associated with use of the data provided on this page.

Race Results

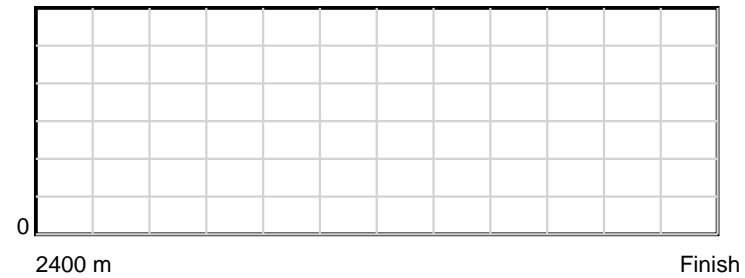
February 26, 2014, Race 8, LAUN CUP, Distance 2400m, Mowbray - Offset 3m

Result	TAB no.	Horse (Barrier)	2400 to	2200m to	2000m to	1800m to	1600m to	1400m to	1200m to	1000m to	800m to	600m to	400m to	200m to	Total or	Margin
6th	6	Temajim (13)														
		Position in running (margin)														
		Sectional time (s)														
		Cumulative time (s)														
		Speed (m/s)														
		Stride length (m)														
		Stride duration (s)														
		Stride efficiency (%)														
		Stride count														

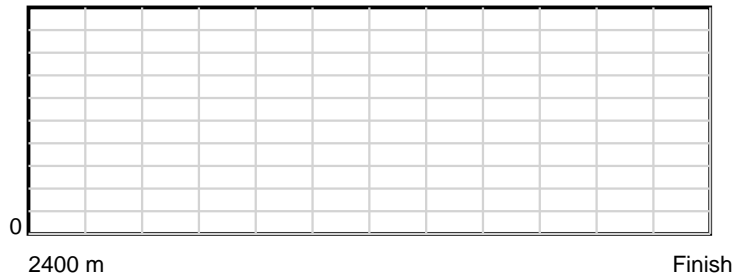
10 m Stride length



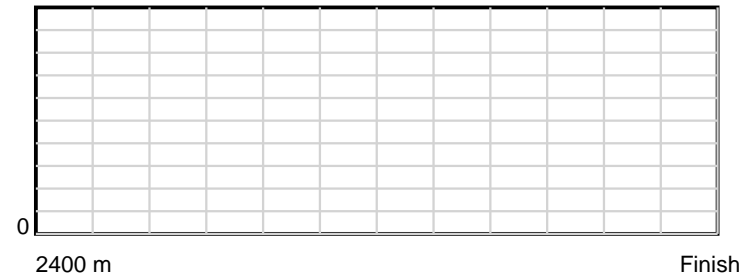
0.6 s Stride duration



20 m/sec Speed



100 % Stride efficiency



Note: Horizontal distance axis grid lines are 200m furlongs.

Disclaimer.


Tasracing Pty Ltd and Thoroughbred Ratings Pty Ltd accepts no responsibility for the completeness or accuracy of any of the information contained herein, and makes no representations about its suitability for any particular purpose. Users should make their own judgements about those matters and/or seek independent advice. You assume all risks associated with use of the data provided on this page.

Race Results

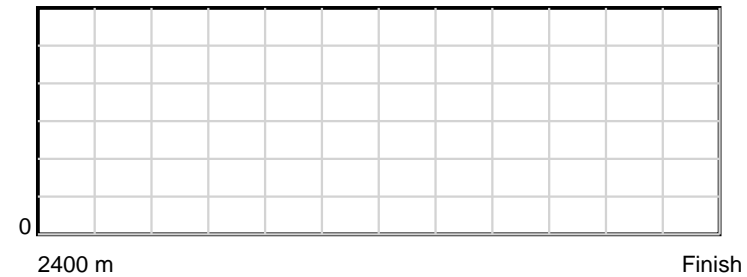
February 26, 2014, Race 8, LAUN CUP, Distance 2400m, Mowbray - Offset 3m

Result	TAB no.	Horse (Barrier)	2400 to	2200m to	2000m to	1800m to	1600m to	1400m to	1200m to	1000m to	800m to	600m to	400m to	200m to	Total or	Margin
7th	5	Red Eagle (1)														
		Position in running (margin)														
		Sectional time (s)														
		Cumulative time (s)														
		Speed (m/s)														
		Stride length (m)														
		Stride duration (s)														
		Stride efficiency (%)														
		Stride count														


10 m Stride length




0.6 s Stride duration



20 m/sec Speed



100 % Stride efficiency



Note: Horizontal distance axis grid lines are 200m furlongs.

Disclaimer.

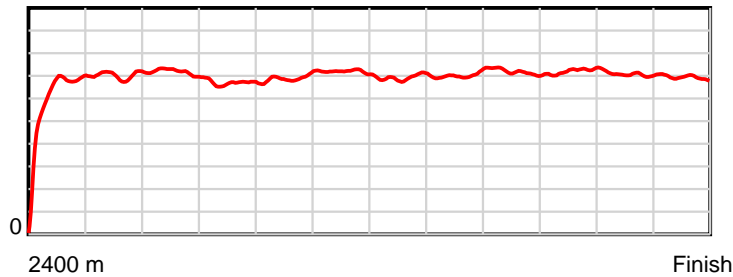
Tasracing Pty Ltd and Thoroughbred Ratings Pty Ltd accepts no responsibility for the completeness or accuracy of any of the information contained herein, and makes no representations about its suitability for any particular purpose. Users should make their own judgements about those matters and/or seek independent advice. You assume all risks associated with use of the data provided on this page.

Race Results

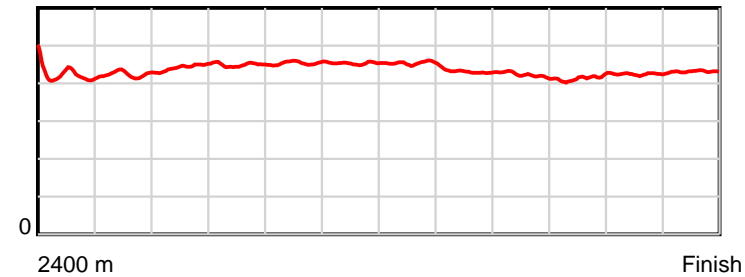
February 26, 2014, Race 8, LAUN CUP, Distance 2400m, Mowbray - Offset 3m

Result	TAB no.	Horse (Barrier)	2400 to	2200m to	2000m to	1800m to	1600m to	1400m to	1200m to	1000m to	800m to	600m to	400m to	200m to	Total or	Margin
8th	12	Tsar of Russia (5)	2200m	2000m	1800m	1600m	1400m	1200m	1000m	800m	600m	400m	200m	WP	Average	
		Position in running (margin)	-	6(6.1)	5(6.6)	5(5.2)	6(8.6)	6(9.2)	6(7.7)	6(8.5)	6(5.9)	6(5.0)	8(3.8)	7(4.3)		4.80
		Sectional time (s)	16.00	11.80	12.12	12.32	12.88	12.39	13.06	13.00	12.75	11.43	12.13	12.35		
		Cumulative time (s)	152.21	136.21	124.41	112.29	99.97	87.09	74.70	61.64	48.65	35.90	24.47	12.35	2:32.21	
		Speed (m/s)	12.50	16.95	16.50	16.23	15.53	16.14	15.31	15.38	15.69	17.50	16.49	16.19	15.77	
		Stride length (m)	5.26	7.19	7.32	7.28	7.03	7.32	6.95	6.66	6.62	7.24	7.00	6.99	6.85	
		Stride duration (s)	0.427	0.424	0.444	0.449	0.453	0.453	0.454	0.433	0.422	0.414	0.424	0.432	0.435	
		Stride efficiency (%)	43.28	80.85	83.72	82.83	77.28	83.75	75.55	69.41	68.53	81.93	76.56	76.43	73.43	
		Stride count	38.00	27.80	27.32	27.47	28.44	27.32	28.76	30.01	30.20	27.62	28.57	28.60	350.11	

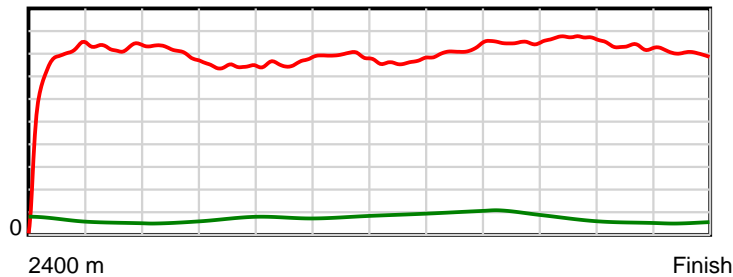
10 m Stride length



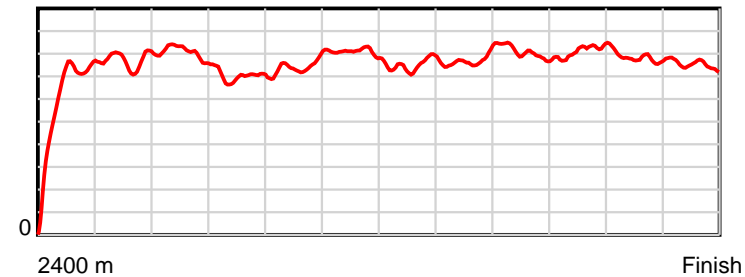
0.6 s Stride duration



20 m/sec Speed



100 % Stride efficiency



Note: Horizontal distance axis grid lines are 200m furlongs.

Disclaimer.

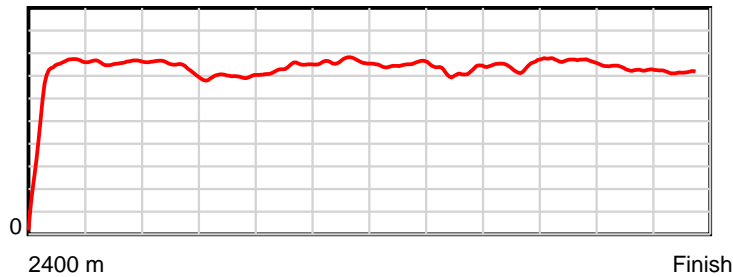
Tasracing Pty Ltd and Thoroughbred Ratings Pty Ltd accepts no responsibility for the completeness or accuracy of any of the information contained herein, and makes no representations about its suitability for any particular purpose. Users should make their own judgements about those matters and/or seek independent advice. You assume all risks associated with use of the data provided on this page.

Race Results

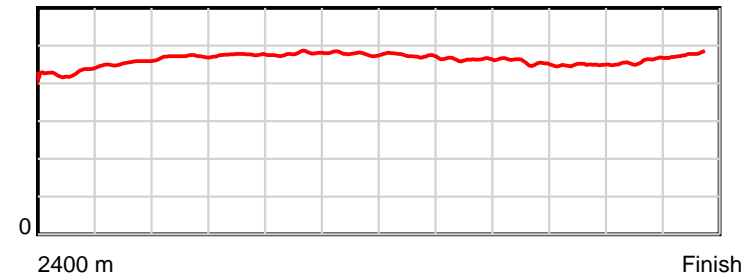
February 26, 2014, Race 8, LAUN CUP, Distance 2400m, Mowbray - Offset 3m

Result	TAB no.	Horse (Barrier)	2400 to	2200m to	2000m to	1800m to	1600m to	1400m to	1200m to	1000m to	800m to	600m to	400m to	200m to	Total or	Margin
9th	9	Big Time (4)	2200m	2000m	1800m	1600m	1400m	1200m	1000m	800m	600m	400m	200m	WP	Average	
		Position in running (margin)	-	1(0.0)	1(0.0)	1(0.0)	1(0.0)	1(0.0)	1(0.0)	1(0.0)	1(0.0)	2(0.1)	1(0.0)	6(2.2)		6.30
		Sectional time (s)	14.90	11.72	12.34	11.76	12.78	12.64	12.92	13.44	12.91	11.60	12.42	13.07		
		Cumulative time (s)	152.50	137.60	125.89	113.55	101.79	89.00	76.37	63.45	50.01	37.10	25.50	13.07	2:32.50	
		Speed (m/s)	13.42	17.06	16.21	17.01	15.65	15.82	15.48	14.88	15.49	17.24	16.10	15.30	15.74	
		Stride length (m)	5.61	7.71	7.61	8.07	7.46	7.60	7.35	6.93	7.13	7.73	7.30	7.27	7.26	
		Stride duration (s)	0.428	0.451	0.470	0.475	0.477	0.480	0.474	0.466	0.461	0.448	0.453	0.475	0.461	
		Stride efficiency (%)	49.14	92.83	90.53	101.78	87.01	90.32	84.30	75.12	79.54	93.30	83.23	82.53	82.30	
		Stride count	35.67	25.95	26.28	24.78	26.80	26.31	27.23	28.85	28.03	25.88	27.40	27.52	330.70	

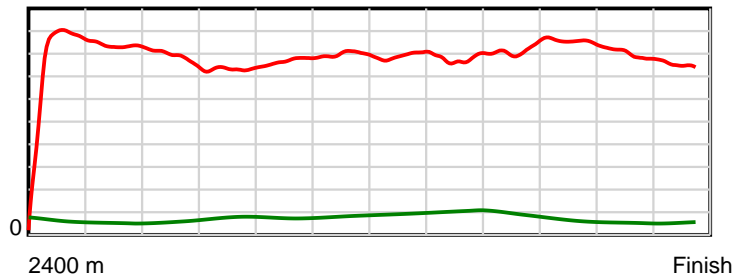
10 m Stride length



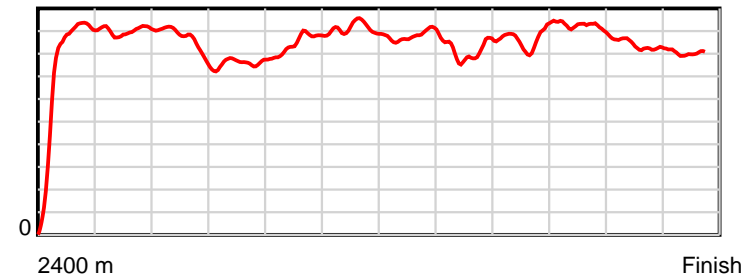
0.6 s Stride duration



20 m/sec Speed



100 % Stride efficiency



Note: Horizontal distance axis grid lines are 200m furlongs.


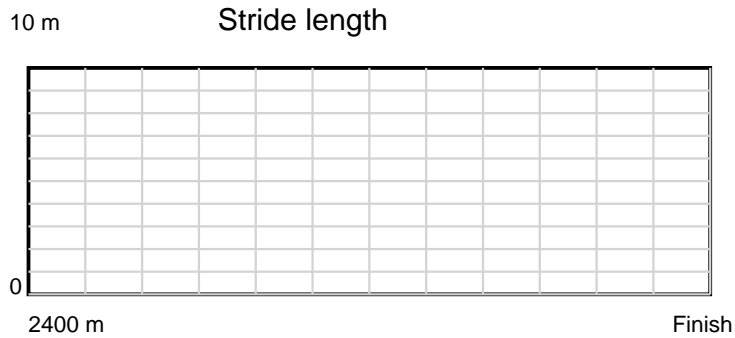
Disclaimer.

Tasracing Pty Ltd and Thoroughbred Ratings Pty Ltd accepts no responsibility for the completeness or accuracy of any of the information contained herein, and makes no representations about its suitability for any particular purpose. Users should make their own judgements about those matters and/or seek independent advice. You assume all risks associated with use of the data provided on this page.

Race Results

February 26, 2014, Race 8, LAUN CUP, Distance 2400m, Mowbray - Offset 3m

Result	TAB no.	Horse (Barrier)	2400 to	2200m to	2000m to	1800m to	1600m to	1400m to	1200m to	1000m to	800m to	600m to	400m to	200m to	Total or	Margin
10th	7	Keep the Cash (2)														
		Position in running (margin)														
		Sectional time (s)														
		Cumulative time (s)														
		Speed (m/s)														
		Stride length (m)														
		Stride duration (s)														
		Stride efficiency (%)														
		Stride count														



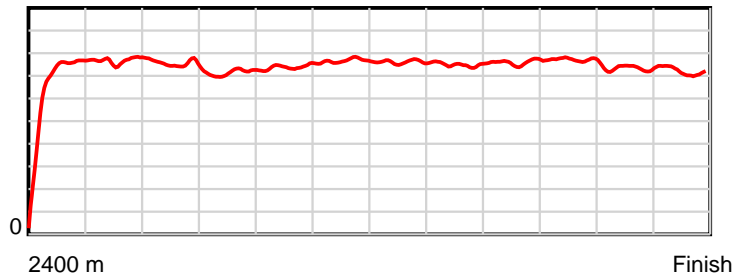
Note: Horizontal distance axis grid lines are 200m furlongs.

Race Results

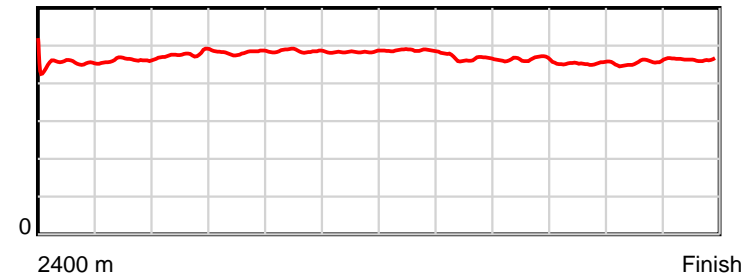
February 26, 2014, Race 8, LAUN CUP, Distance 2400m, Mowbray - Offset 3m

Result	TAB no.	Horse (Barrier)	2400 to	2200m to	2000m to	1800m to	1600m to	1400m to	1200m to	1000m to	800m to	600m to	400m to	200m to	Total or	Margin
11th	13	Another Lad AI (6)	2200m	2000m	1800m	1600m	1400m	1200m	1000m	800m	600m	400m	200m	WP	Average	
		Position in running (margin)	-	2(2.9)	3(3.4)	4(4.9)	5(7.8)	5(8.2)	5(7.5)	5(7.5)	5(5.8)	8(5.2)	9(5.0)	9(6.7)		9.10
		Sectional time (s)	15.56	11.80	12.59	12.23	12.86	12.51	12.93	13.14	12.79	11.59	12.34	12.68		
		Cumulative time (s)	153.04	137.48	125.68	113.08	100.85	87.99	75.48	62.55	49.41	36.62	25.02	12.68	2:33.03	
		Speed (m/s)	12.85	16.95	15.89	16.35	15.55	15.99	15.47	15.22	15.64	17.26	16.21	15.77	15.68	
		Stride length (m)	5.77	7.81	7.59	7.87	7.55	7.72	7.55	7.14	7.25	7.80	7.37	7.32	7.35	
		Stride duration (s)	0.456	0.461	0.478	0.482	0.485	0.483	0.488	0.469	0.464	0.452	0.455	0.464	0.469	
		Stride efficiency (%)	52.07	95.43	89.99	96.89	88.98	93.07	89.02	79.67	82.24	95.01	84.91	83.79	84.39	
		Stride count	34.65	25.59	26.35	25.40	26.50	25.92	26.50	28.01	27.57	25.65	27.13	27.31	326.58	

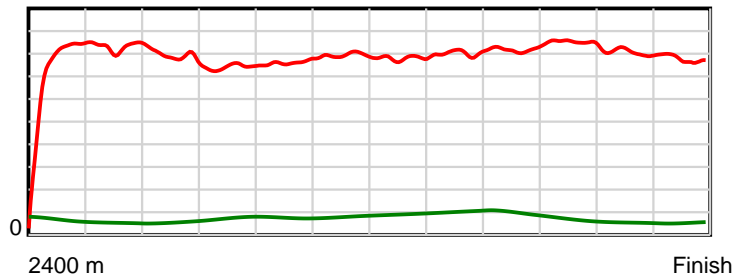
10 m Stride length



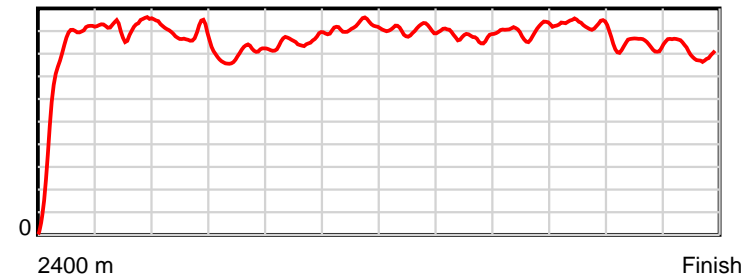
0.6 s Stride duration



20 m/sec Speed



100 % Stride efficiency



Note: Horizontal distance axis grid lines are 200m furlongs.

Disclaimer.

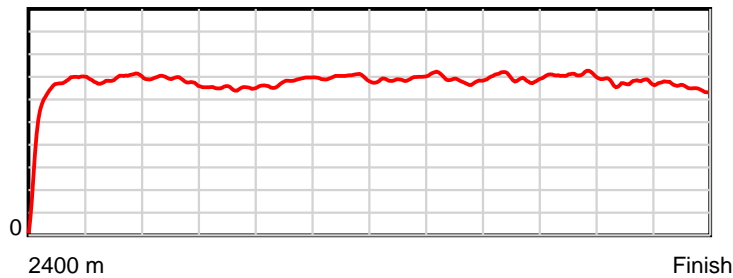
Tasracing Pty Ltd and Thoroughbred Ratings Pty Ltd accepts no responsibility for the completeness or accuracy of any of the information contained herein, and makes no representations about its suitability for any particular purpose. Users should make their own judgements about those matters and/or seek independent advice. You assume all risks associated with use of the data provided on this page.

Race Results

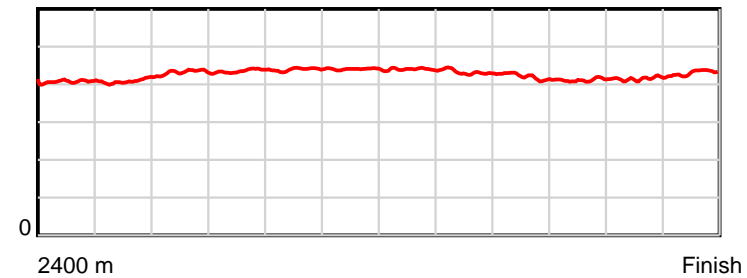
February 26, 2014, Race 8, LAUN CUP, Distance 2400m, Mowbray - Offset 3m

Result	TAB no.	Horse (Barrier)	2400 to	2200m to	2000m to	1800m to	1600m to	1400m to	1200m to	1000m to	800m to	600m to	400m to	200m to	Total or	Margin
12th	10	Moonless (3)	2200m	2000m	1800m	1600m	1400m	1200m	1000m	800m	600m	400m	200m	WP	Average	
		Position in running (margin)	-	3(3.6)	2(2.2)	2(2.3)	2(4.8)	3(5.0)	3(4.6)	3(4.4)	3(3.0)	4(3.7)	6(2.8)	8(4.9)		9.40
		Sectional time (s)	15.51	11.49	12.36	12.17	12.81	12.56	12.90	13.19	13.01	11.48	12.40	13.20		
		Cumulative time (s)	153.10	137.59	126.10	113.74	101.56	88.75	76.18	63.29	50.09	37.08	25.60	13.20	2:33.09	
		Speed (m/s)	12.90	17.41	16.18	16.43	15.61	15.92	15.50	15.16	15.37	17.42	16.13	15.15	15.68	
		Stride length (m)	5.08	7.11	7.00	7.14	6.86	7.01	6.82	6.56	6.46	7.16	6.69	6.52	6.65	
		Stride duration (s)	0.404	0.409	0.432	0.434	0.439	0.440	0.440	0.433	0.420	0.411	0.415	0.430	0.424	
		Stride efficiency (%)	40.32	79.00	76.46	79.62	73.49	76.79	72.75	67.22	65.30	80.18	69.97	66.41	69.06	
		Stride count	39.37	28.13	28.59	28.02	29.16	28.53	29.31	30.49	30.94	27.92	29.89	30.68	361.03	

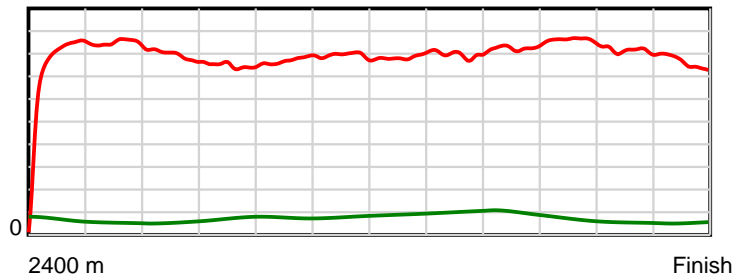
10 m Stride length



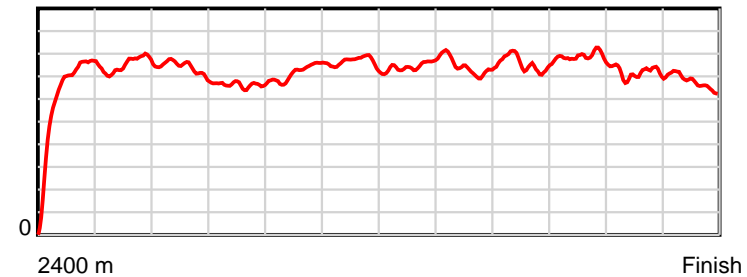
0.6 s Stride duration



20 m/sec Speed



100 % Stride efficiency



Note: Horizontal distance axis grid lines are 200m furlongs.

Disclaimer.

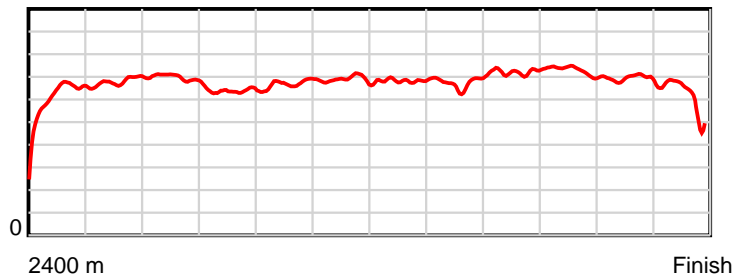
Tasracing Pty Ltd and Thoroughbred Ratings Pty Ltd accepts no responsibility for the completeness or accuracy of any of the information contained herein, and makes no representations about its suitability for any particular purpose. Users should make their own judgements about those matters and/or seek independent advice. You assume all risks associated with use of the data provided on this page.

Race Results

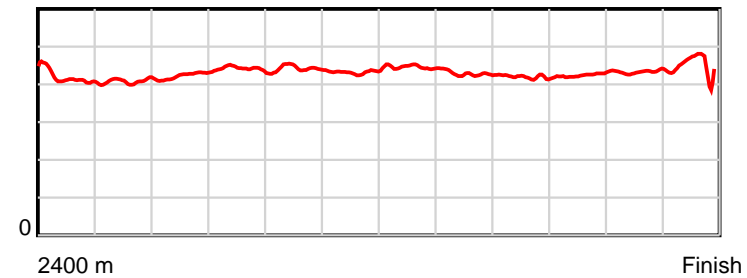
February 26, 2014, Race 8, LAUN CUP, Distance 2400m, Mowbray - Offset 3m

Result	TAB no.	Horse (Barrier)	2400 to	2200m to	2000m to	1800m to	1600m to	1400m to	1200m to	1000m to	800m to	600m to	400m to	200m to	Total or	Margin
13th	8	Allegro Dehere (10)	2200m	2000m	1800m	1600m	1400m	1200m	1000m	800m	600m	400m	200m	WP	Average	
		Position in running (margin)	-	8(7.8)	6(7.2)	7(5.8)	8(11.5)	7(11.0)	7(9.5)	8(10.8)	8(9.4)	9(5.2)	10(5.3)	10(6.9)		19.70
		Sectional time (s)	16.25	11.62	12.12	12.70	12.70	12.39	13.13	13.20	12.21	11.63	12.31	14.86		
		Cumulative time (s)	155.12	138.87	127.25	115.13	102.43	89.73	77.34	64.21	51.01	38.80	27.17	14.86	2:35.12	
		Speed (m/s)	12.31	17.21	16.50	15.75	15.75	16.14	15.23	15.15	16.38	17.20	16.25	13.46	15.47	
		Stride length (m)	5.09	7.03	6.97	6.97	6.94	6.98	6.77	6.53	6.87	7.29	7.04	6.01	6.65	
		Stride duration (s)	0.423	0.409	0.422	0.443	0.441	0.433	0.445	0.431	0.419	0.424	0.433	0.447	0.430	
		Stride efficiency (%)	40.56	77.26	75.82	75.89	75.31	76.19	71.73	66.57	73.81	83.01	77.46	56.52	69.10	
		Stride count	39.26	28.44	28.71	28.70	28.81	28.64	29.52	30.64	29.10	27.44	28.41	33.25	360.92	

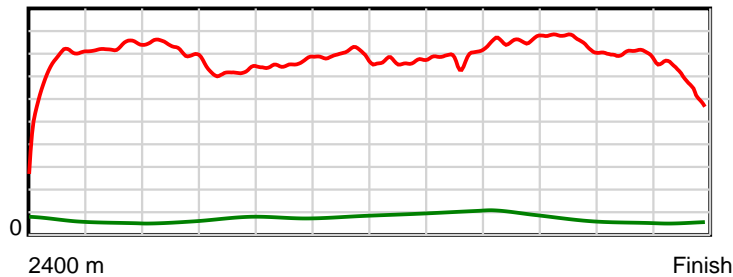
10 m Stride length



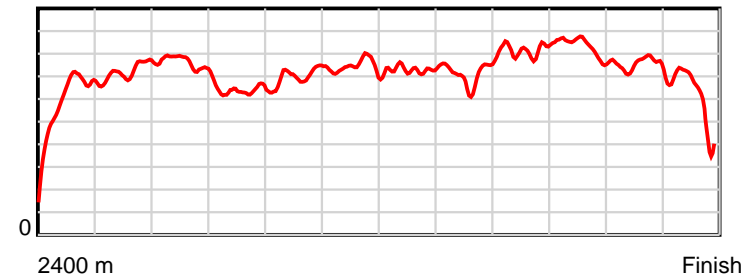
0.6 s Stride duration



20 m/sec Speed



100 % Stride efficiency



Note: Horizontal distance axis grid lines are 200m furlongs.

Disclaimer.

Tasracing Pty Ltd and Thoroughbred Ratings Pty Ltd accepts no responsibility for the completeness or accuracy of any of the information contained herein, and makes no representations about its suitability for any particular purpose. Users should make their own judgements about those matters and/or seek independent advice. You assume all risks associated with use of the data provided on this page.