



Race Results

Tasmanian Racing Club, Hobart, March 09, 2014

Compilation date: March 11, 2014, 12:26:19 PM (EST)

Copyright © 2014 Tasracing Pty Ltd. All rights reserved.

Trademarks.

StrideMASTER is a registered trademark of Thoroughbred Ratings Pty Ltd.

Disclaimer.

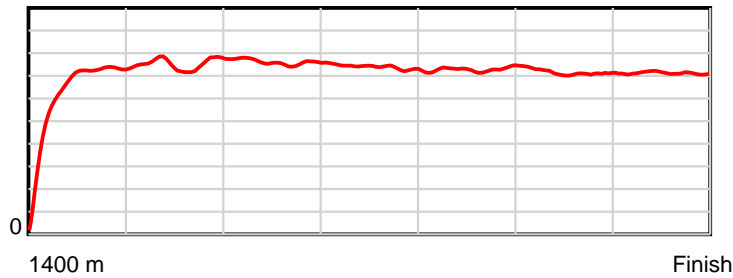
Tasracing Pty Ltd and Thoroughbred Ratings Pty Ltd accepts no responsibility for the completeness or accuracy of any of the information contained herein, and makes no representations about its suitability for any particular purpose. Users should make their own judgements about those matters and/or seek independent advice. You assume all risks associated with use of the data provided on this page.

Race Results

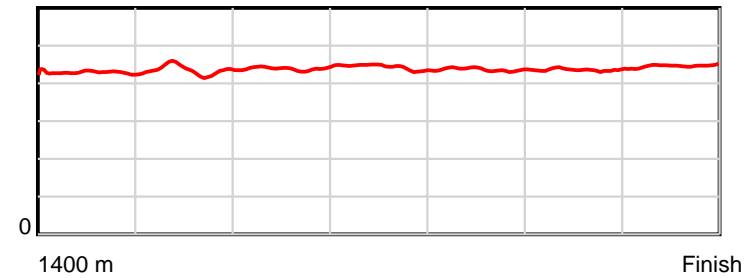
March 09, 2014, Race 3, MDN-SW, Distance 1400m, Elwick Course Proper - Offset 0m

Result	TAB no.	Horse (Barrier)	1400 to	1200m to	1000m to	800m to	600m to	400m to	200m to	Total or	Margin
1st	9	Spud's Pride (7)	1200m	1000m	800m	600m	400m	200m	WP	Average	
		Position in running (margin)	-	7(1.3)	8(4.7)	9(6.0)	9(5.3)	8(5.1)	3(1.3)		0.00
		Sectional time (s)	15.09	11.39	11.47	11.98	12.34	12.42	12.50		
		Cumulative time (s)	87.19	72.10	60.71	49.24	37.26	24.92	12.50	1:27.19	
		Speed (m/s)	13.25	17.56	17.44	16.69	16.21	16.10	16.00	16.06	
		Stride length (m)	5.65	7.65	7.66	7.39	7.07	7.01	7.13	7.01	
		Stride duration (s)	0.424	0.436	0.439	0.443	0.436	0.435	0.446	0.437	
		Stride efficiency (%)	49.84	91.45	91.59	85.42	78.12	76.76	79.52	76.89	
		Stride count	35.41	26.14	26.12	27.05	28.29	28.54	28.04	199.59	

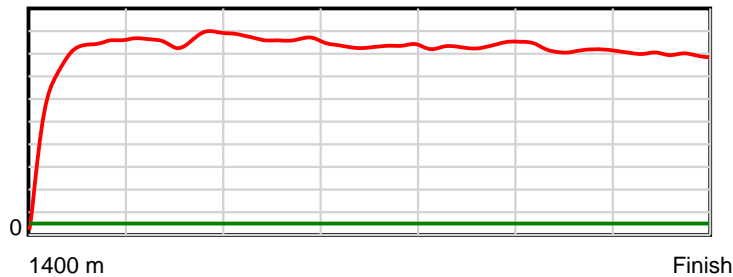
10 m Stride length



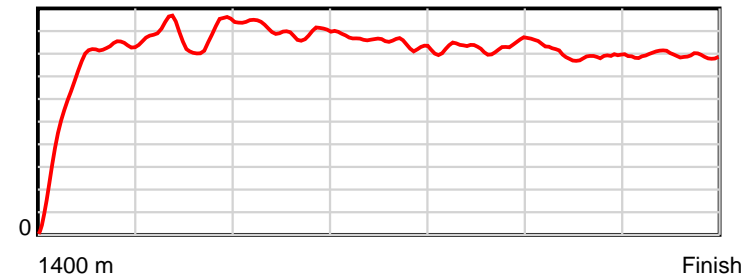
0.6 s Stride duration



20 m/sec Speed



100 % Stride efficiency



Note: Horizontal distance axis grid lines are 200m furlongs.

Disclaimer.

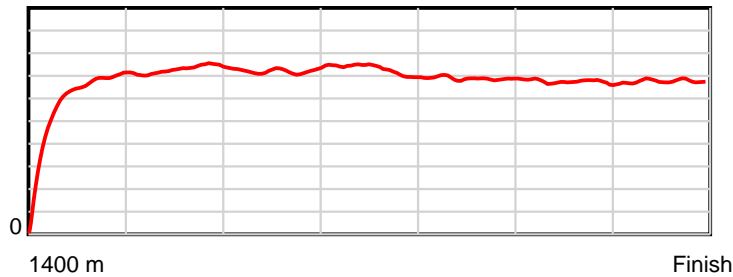
Tasracing Pty Ltd and Thoroughbred Ratings Pty Ltd accepts no responsibility for the completeness or accuracy of any of the information contained herein, and makes no representations about its suitability for any particular purpose. Users should make their own judgements about those matters and/or seek independent advice. You assume all risks associated with use of the data provided on this page.

Race Results

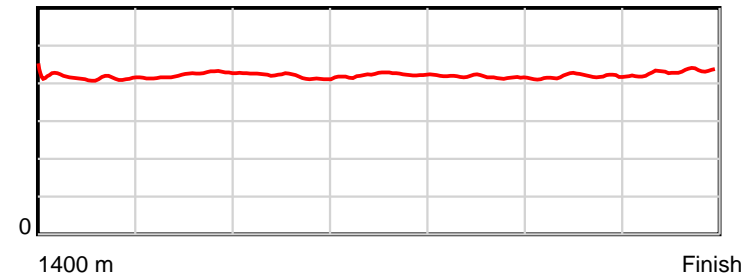
March 09, 2014, Race 3, MDN-SW, Distance 1400m, Elwick Course Proper - Offset 0m

Result	TAB no.	Horse (Barrier)	1400 to	1200m to	1000m to	800m to	600m to	400m to	200m to	Total or	Margin
2nd	13	Long Lashes (10)	1200m	1000m	800m	600m	400m	200m	WP	Average	
		Position in running (margin)	-	12(5.1)	12(7.8)	12(9.9)	11(7.0)	12(7.3)	11(5.6)		4.80
		Sectional time (s)	15.83	11.28	11.61	11.61	12.42	12.76	12.59		
		Cumulative time (s)	88.10	72.27	61.00	49.39	37.77	25.35	12.59	1:28.09	
		Speed (m/s)	12.64	17.73	17.23	17.23	16.10	15.67	15.89	15.89	
		Stride length (m)	5.31	7.48	7.23	7.26	6.73	6.55	6.82	6.69	
		Stride duration (s)	0.417	0.422	0.419	0.422	0.418	0.418	0.430	0.421	
		Stride efficiency (%)	44.08	87.46	81.61	82.35	70.67	66.97	72.71	69.97	
		Stride count	37.66	26.73	27.67	27.55	29.74	30.55	29.32	209.22	

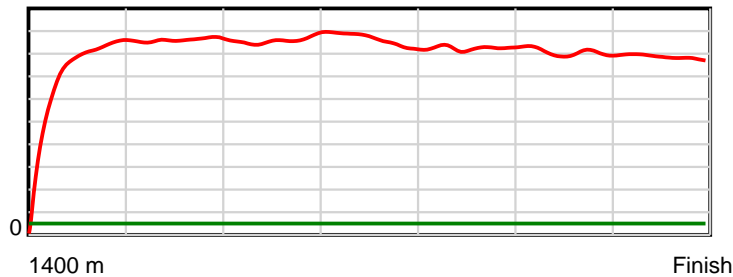
10 m Stride length



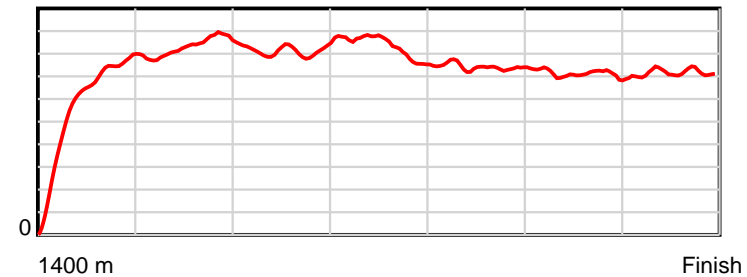
0.6 s Stride duration



20 m/sec Speed



100 % Stride efficiency



Note: Horizontal distance axis grid lines are 200m furlongs.

Disclaimer.

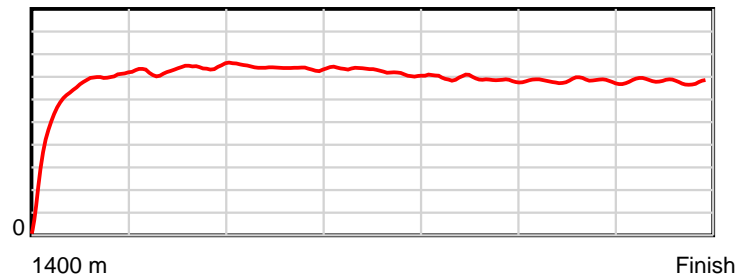
Tasracing Pty Ltd and Thoroughbred Ratings Pty Ltd accepts no responsibility for the completeness or accuracy of any of the information contained herein, and makes no representations about its suitability for any particular purpose. Users should make their own judgements about those matters and/or seek independent advice. You assume all risks associated with use of the data provided on this page.

Race Results

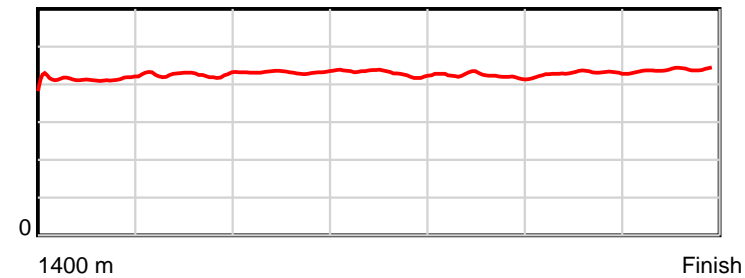
March 09, 2014, Race 3, MDN-SW, Distance 1400m, Elwick Course Proper - Offset 0m

Result	TAB no.	Horse (Barrier)	1400 to	1200m to	1000m to	800m to	600m to	400m to	200m to	Total or	Margin
3rd	15	At St Davids (4)	1200m	1000m	800m	600m	400m	200m	WP	Average	
		Position in running (margin)	-	10(3.2)	10(6.1)	10(8.2)	10(6.2)	9(5.1)	7(3.1)		5.30
		Sectional time (s)	15.80	11.30	11.61	11.75	12.20	12.70	12.82		
		Cumulative time (s)	88.19	72.39	61.09	49.48	37.72	25.52	12.82	1:28.19	
		Speed (m/s)	12.66	17.70	17.23	17.02	16.39	15.75	15.60	15.87	
		Stride length (m)	5.37	7.52	7.44	7.30	6.93	6.76	6.85	6.80	
		Stride duration (s)	0.410	0.425	0.432	0.429	0.423	0.429	0.439	0.429	
		Stride efficiency (%)	45.05	88.44	86.53	83.29	75.01	71.41	73.24	72.33	
		Stride count	37.25	26.58	26.88	27.40	28.87	29.59	29.21	205.78	

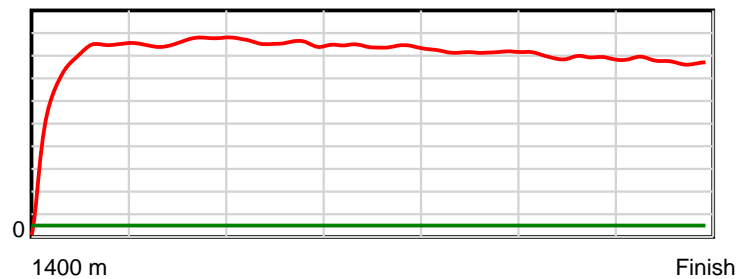
10 m Stride length



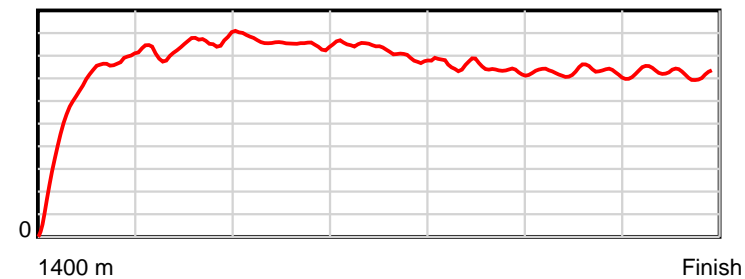
0.6 s Stride duration



20 m/sec Speed



100 % Stride efficiency



Note: Horizontal distance axis grid lines are 200m furlongs.

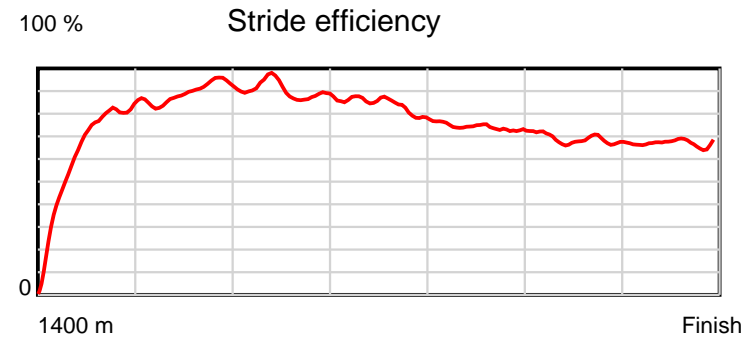
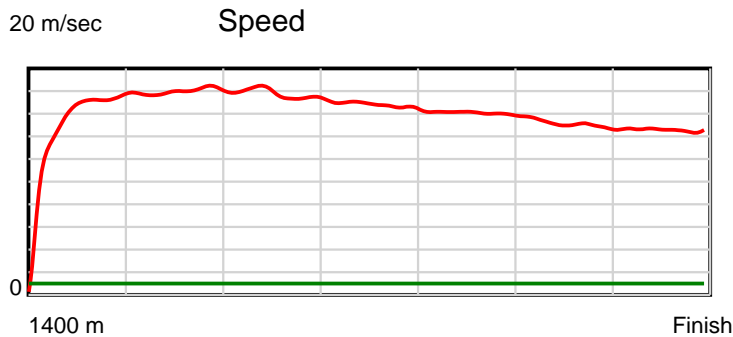
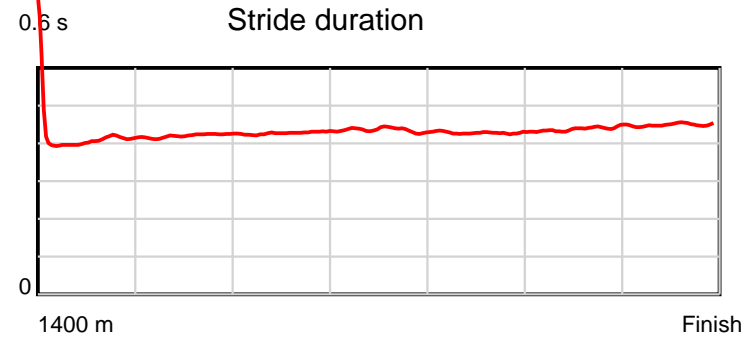
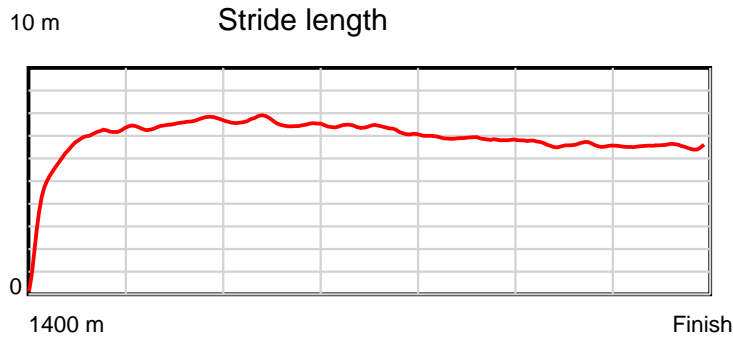
Disclaimer.

Tasracing Pty Ltd and Thoroughbred Ratings Pty Ltd accepts no responsibility for the completeness or accuracy of any of the information contained herein, and makes no representations about its suitability for any particular purpose. Users should make their own judgements about those matters and/or seek independent advice. You assume all risks associated with use of the data provided on this page.

Race Results

March 09, 2014, Race 3, MDN-SW, Distance 1400m, Elwick Course Proper - Offset 0m

Result	TAB no.	Horse (Barrier)	1400 to	1200m to	1000m to	800m to	600m to	400m to	200m to	Total or	Margin
4th	14	Down to the Wi... (1)	1200m	1000m	800m	600m	400m	200m	WP	Average	
		Position in running (margin)	-	2(0.0)	1(0.0)	1(0.0)	1(0.0)	1(0.0)	1(0.0)		5.60
		Sectional time (s)	15.15	10.82	11.26	12.10	12.38	13.04	13.51		
		Cumulative time (s)	88.25	73.10	62.28	51.02	38.93	26.55	13.51	1:28.25	
		Speed (m/s)	13.20	18.48	17.76	16.53	16.16	15.34	14.80	15.86	
		Stride length (m)	5.83	7.77	7.58	7.18	6.92	6.71	6.66	6.90	
		Stride duration (s)	0.432	0.421	0.427	0.434	0.429	0.438	0.449	0.435	
		Stride efficiency (%)	53.09	94.44	89.85	80.64	74.90	70.46	69.22	74.35	
		Stride count	34.31	25.73	26.37	27.84	28.89	29.78	30.05	202.97	



Note: Horizontal distance axis grid lines are 200m furlongs.

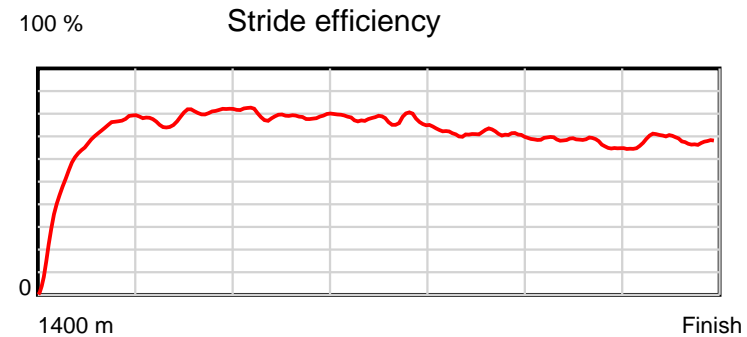
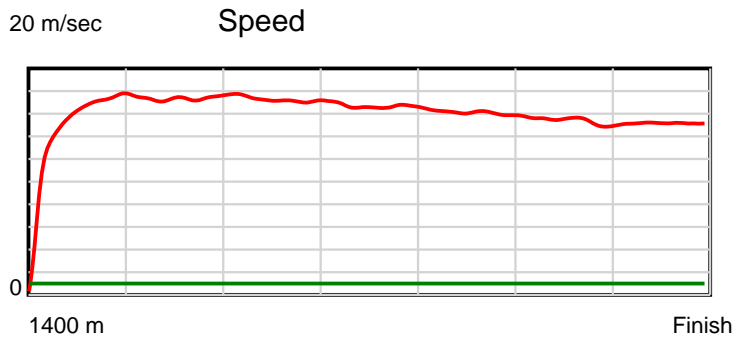
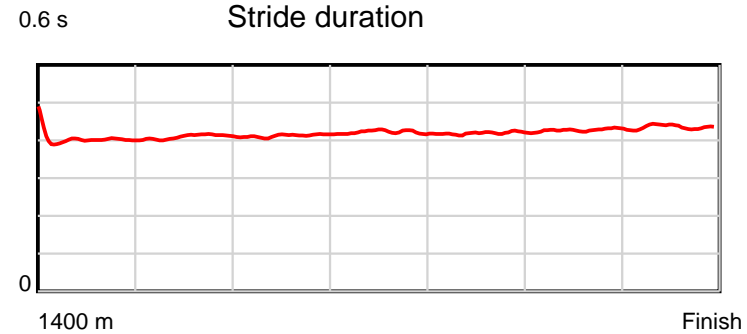
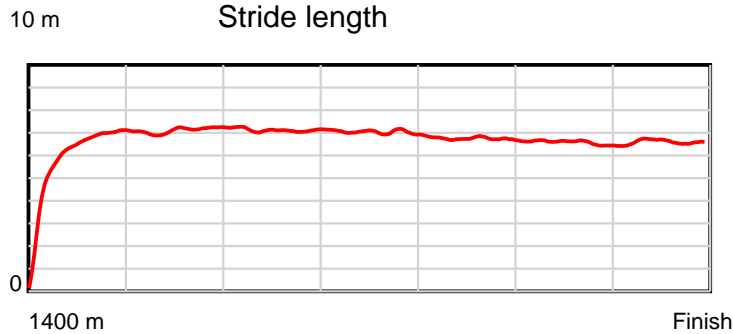
Disclaimer.

Tasracing Pty Ltd and Thoroughbred Ratings Pty Ltd accepts no responsibility for the completeness or accuracy of any of the information contained herein, and makes no representations about its suitability for any particular purpose. Users should make their own judgements about those matters and/or seek independent advice. You assume all risks associated with use of the data provided on this page.

Race Results

March 09, 2014, Race 3, MDN-SW, Distance 1400m, Elwick Course Proper - Offset 0m

Result	TAB no.	Horse (Barrier)	1400 to	1200m to	1000m to	800m to	600m to	400m to	200m to	Total or	Margin
5th	4	Topiary (6)	1200m	1000m	800m	600m	400m	200m	WP	Average	
		Position in running (margin)	-	4(0.5)	7(3.9)	8(5.7)	8(4.9)	7(5.0)	10(4.3)		6.10
		Sectional time (s)	15.21	11.41	11.55	11.96	12.39	12.94	12.88		
		Cumulative time (s)	88.34	73.13	61.72	50.17	38.21	25.82	12.88	1:28.34	
		Speed (m/s)	13.15	17.53	17.32	16.72	16.14	15.46	15.53	15.85	
		Stride length (m)	5.57	7.19	7.14	7.04	6.75	6.60	6.75	6.68	
		Stride duration (s)	0.408	0.410	0.412	0.421	0.418	0.427	0.435	0.421	
		Stride efficiency (%)	48.52	80.68	79.74	77.51	71.29	68.16	71.24	69.70	
		Stride count	35.89	27.83	28.00	28.40	29.61	30.28	29.62	209.63	



Note: Horizontal distance axis grid lines are 200m furlongs.

Disclaimer.

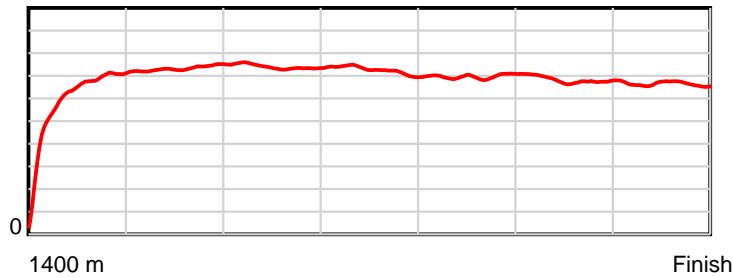
Tasracing Pty Ltd and Thoroughbred Ratings Pty Ltd accepts no responsibility for the completeness or accuracy of any of the information contained herein, and makes no representations about its suitability for any particular purpose. Users should make their own judgements about those matters and/or seek independent advice. You assume all risks associated with use of the data provided on this page.

Race Results

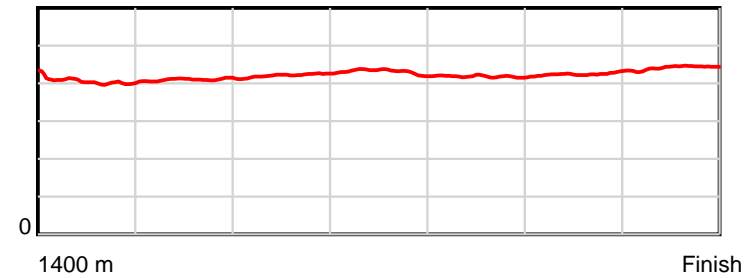
March 09, 2014, Race 3, MDN-SW, Distance 1400m, Elwick Course Proper - Offset 0m

Result	TAB no.	Horse (Barrier)	1400 to	1200m to	1000m to	800m to	600m to	400m to	200m to	Total or	Margin
6th	6	Mikaylas Raide... (12)	1200m	1000m	800m	600m	400m	200m	WP	Average	
		Position in running (margin)	-	11(3.7)	9(4.7)	7(5.5)	6(4.2)	5(3.8)	2(1.2)		6.30
		Sectional time (s)	16.03	11.00	11.38	11.88	12.31	12.61	13.17		
		Cumulative time (s)	88.38	72.35	61.35	49.97	38.09	25.78	13.17	1:28.37	
		Speed (m/s)	12.47	18.18	17.57	16.84	16.25	15.86	15.19	15.84	
		Stride length (m)	5.29	7.45	7.42	7.24	6.78	6.74	6.71	6.72	
		Stride duration (s)	0.405	0.410	0.422	0.430	0.418	0.425	0.442	0.424	
		Stride efficiency (%)	43.67	86.67	86.00	81.93	71.88	71.09	70.28	70.64	
		Stride count	37.83	26.85	26.96	27.62	29.49	29.65	29.82	208.22	

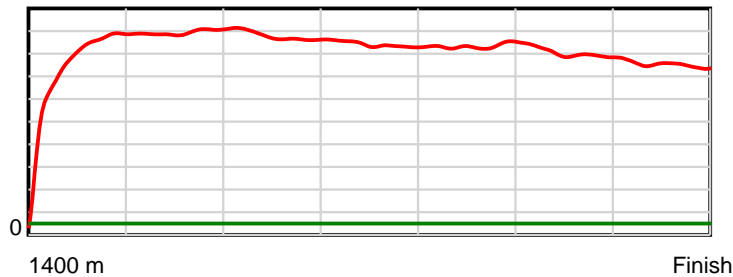
10 m Stride length



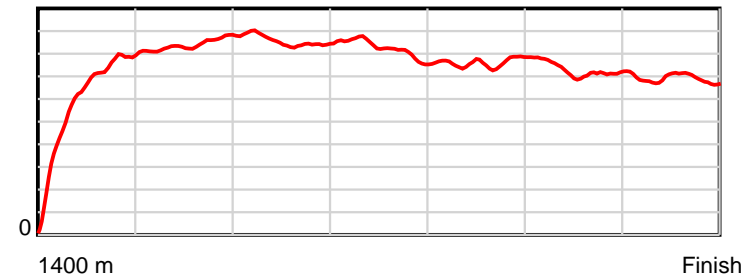
0.6 s Stride duration



20 m/sec Speed



100 % Stride efficiency



Note: Horizontal distance axis grid lines are 200m furlongs.

Disclaimer.

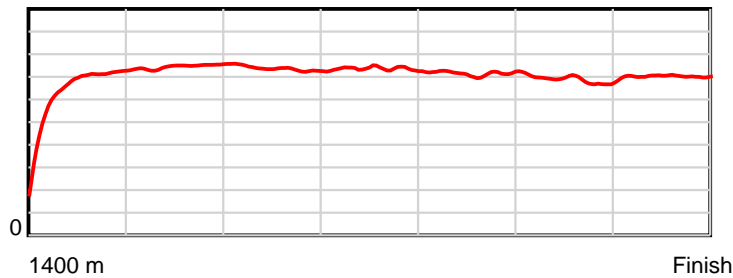
Tasracing Pty Ltd and Thoroughbred Ratings Pty Ltd accepts no responsibility for the completeness or accuracy of any of the information contained herein, and makes no representations about its suitability for any particular purpose. Users should make their own judgements about those matters and/or seek independent advice. You assume all risks associated with use of the data provided on this page.

Race Results

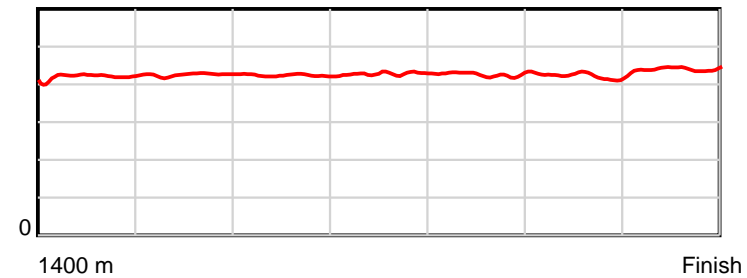
March 09, 2014, Race 3, MDN-SW, Distance 1400m, Elwick Course Proper - Offset 0m

Result	TAB no.	Horse (Barrier)	1400 to	1200m to	1000m to	800m to	600m to	400m to	200m to	Total or	Margin
7th	10	Trelew (9)	1200m	1000m	800m	600m	400m	200m	WP	Average	
		Position in running (margin)	-	9(2.6)	11(6.2)	11(9.1)	12(7.4)	10(5.3)	8(3.1)		7.60
		Sectional time (s)	16.08	11.44	11.74	11.80	12.04	12.68	12.86		
		Cumulative time (s)	88.63	72.55	61.12	49.38	37.58	25.54	12.86	1:28.62	
		Speed (m/s)	12.44	17.48	17.04	16.95	16.61	15.77	15.55	15.80	
		Stride length (m)	5.45	7.44	7.20	7.24	7.09	6.66	6.86	6.79	
		Stride duration (s)	0.421	0.426	0.423	0.427	0.427	0.422	0.441	0.430	
		Stride efficiency (%)	46.49	86.50	81.08	82.01	78.62	69.35	73.61	71.97	
		Stride count	36.67	26.88	27.77	27.61	28.20	30.02	29.14	206.29	

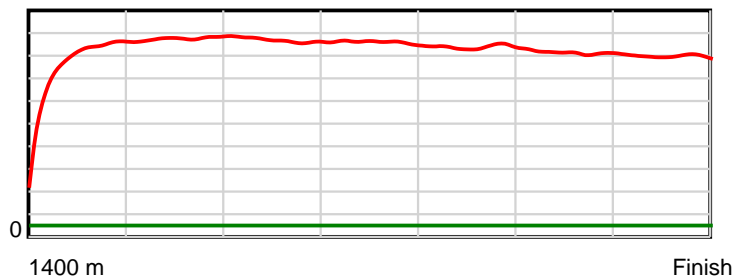
10 m Stride length



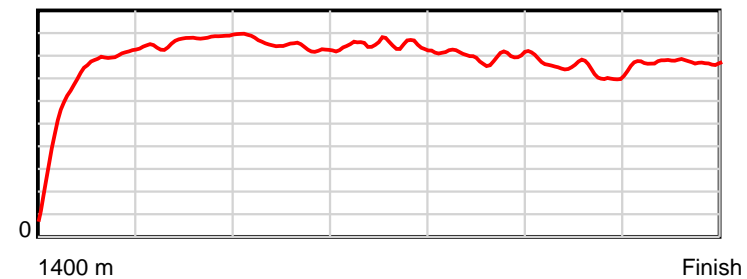
0.6 s Stride duration



20 m/sec Speed



100 % Stride efficiency



Note: Horizontal distance axis grid lines are 200m furlongs.

Disclaimer.

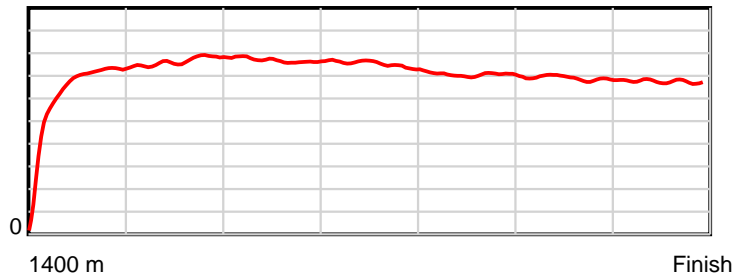
Tasracing Pty Ltd and Thoroughbred Ratings Pty Ltd accepts no responsibility for the completeness or accuracy of any of the information contained herein, and makes no representations about its suitability for any particular purpose. Users should make their own judgements about those matters and/or seek independent advice. You assume all risks associated with use of the data provided on this page.

Race Results

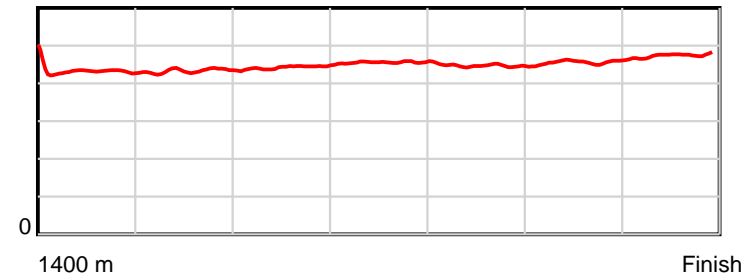
March 09, 2014, Race 3, MDN-SW, Distance 1400m, Elwick Course Proper - Offset 0m

Result	TAB no.	Horse (Barrier)	1400 to	1200m to	1000m to	800m to	600m to	400m to	200m to	Total or	Margin
8th	3	Syndactyly (5)	1200m	1000m	800m	600m	400m	200m	WP	Average	
		Position in running (margin)	-	1(0.0)	3(1.5)	4(3.3)	4(2.9)	3(3.5)	5(3.0)		10.90
		Sectional time (s)	15.37	11.09	11.55	12.04	12.46	12.97	13.81		
		Cumulative time (s)	89.28	73.91	62.82	51.27	39.24	26.77	13.81	1:29.28	
		Speed (m/s)	13.02	18.03	17.32	16.61	16.05	15.42	14.48	15.68	
		Stride length (m)	5.90	7.80	7.67	7.57	7.16	7.02	6.87	7.08	
		Stride duration (s)	0.437	0.432	0.443	0.456	0.446	0.455	0.474	0.452	
		Stride efficiency (%)	54.34	94.97	91.82	89.52	80.14	76.92	73.77	78.41	
		Stride count	33.92	25.66	26.09	26.42	27.93	28.51	29.11	197.64	

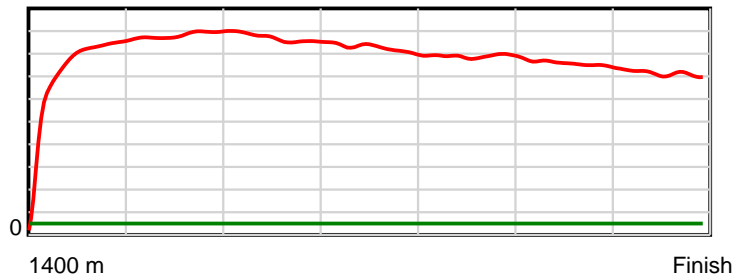
10 m Stride length



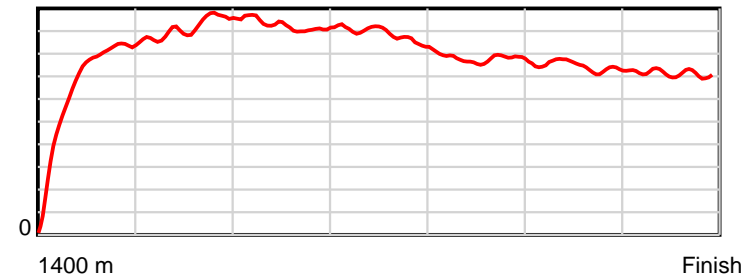
0.6 s Stride duration



20 m/sec Speed



100 % Stride efficiency



Note: Horizontal distance axis grid lines are 200m furlongs.

Disclaimer.

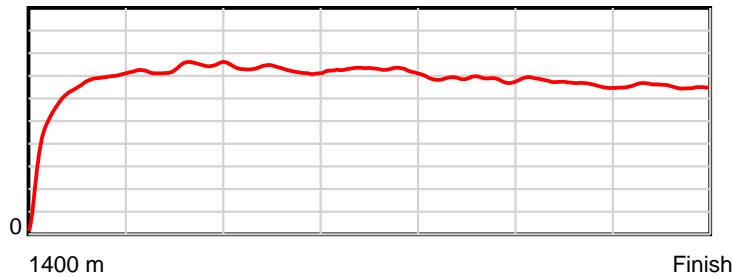
Tasracing Pty Ltd and Thoroughbred Ratings Pty Ltd accepts no responsibility for the completeness or accuracy of any of the information contained herein, and makes no representations about its suitability for any particular purpose. Users should make their own judgements about those matters and/or seek independent advice. You assume all risks associated with use of the data provided on this page.

Race Results

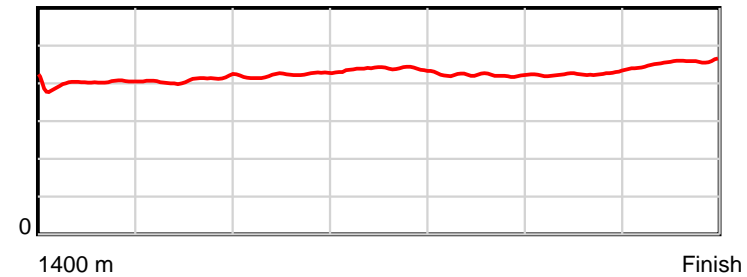
March 09, 2014, Race 3, MDN-SW, Distance 1400m, Elwick Course Proper - Offset 0m

Result	TAB no.	Horse (Barrier)	1400 to	1200m to	1000m to	800m to	600m to	400m to	200m to	Total or	Margin
9th	11	West Cardiff (8)	1200m	1000m	800m	600m	400m	200m	WP	Average	
		Position in running (margin)	-	5(1.0)	4(1.9)	3(3.1)	3(2.7)	4(3.5)	4(2.2)		11.00
		Sectional time (s)	15.63	10.97	11.45	12.03	12.51	12.83	13.86		
		Cumulative time (s)	89.29	73.66	62.69	51.23	39.20	26.69	13.86	1:29.29	
		Speed (m/s)	12.79	18.23	17.47	16.63	15.99	15.59	14.43	15.68	
		Stride length (m)	5.37	7.48	7.37	7.27	6.74	6.63	6.57	6.70	
		Stride duration (s)	0.399	0.410	0.422	0.437	0.422	0.425	0.456	0.427	
		Stride efficiency (%)	45.00	87.38	84.98	82.56	71.02	68.67	67.53	70.17	
		Stride count	37.27	26.75	27.12	27.52	29.67	30.17	30.42	208.92	

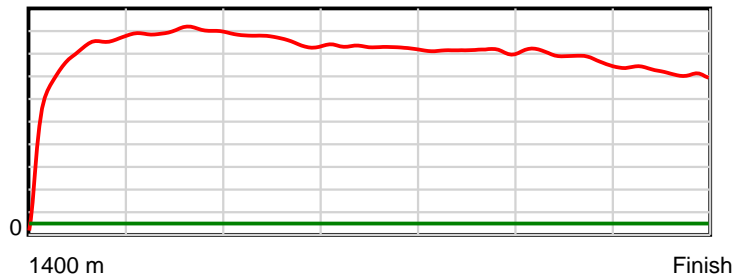
10 m Stride length



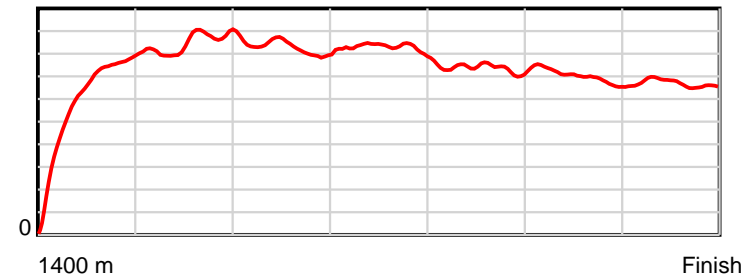
0.6 s Stride duration



20 m/sec Speed



100 % Stride efficiency



Note: Horizontal distance axis grid lines are 200m furlongs.

Disclaimer.

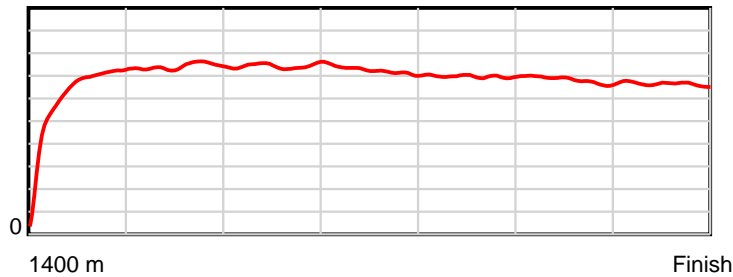
Tasracing Pty Ltd and Thoroughbred Ratings Pty Ltd accepts no responsibility for the completeness or accuracy of any of the information contained herein, and makes no representations about its suitability for any particular purpose. Users should make their own judgements about those matters and/or seek independent advice. You assume all risks associated with use of the data provided on this page.

Race Results

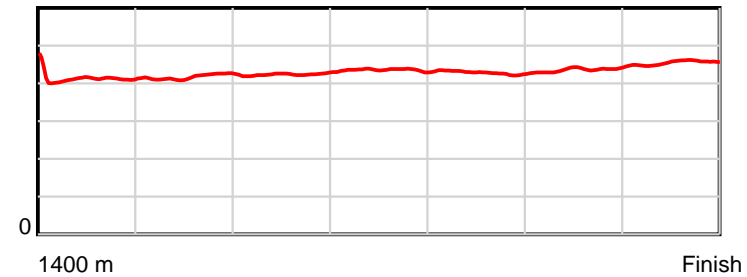
March 09, 2014, Race 3, MDN-SW, Distance 1400m, Elwick Course Proper - Offset 0m

Result	TAB no.	Horse (Barrier)	1400 to	1200m to	1000m to	800m to	600m to	400m to	200m to	Total or	Margin
10th	2	Sure Up the Fu... (3)	1200m	1000m	800m	600m	400m	200m	WP	Average	
		Position in running (margin)	-	3(0.1)	5(2.6)	5(3.6)	7(4.6)	6(3.9)	6(3.0)		11.50
		Sectional time (s)	15.61	11.24	11.43	12.27	12.25	12.90	13.69		
		Cumulative time (s)	89.39	73.78	62.53	51.11	38.84	26.59	13.69	1:29.39	
		Speed (m/s)	12.81	17.79	17.50	16.30	16.33	15.50	14.61	15.66	
		Stride length (m)	5.63	7.42	7.42	7.10	6.98	6.78	6.64	6.80	
		Stride duration (s)	0.416	0.417	0.424	0.436	0.428	0.437	0.454	0.434	
		Stride efficiency (%)	49.46	86.09	86.02	78.84	76.22	71.85	68.88	72.26	
		Stride count	35.55	26.95	26.96	28.16	28.64	29.50	30.12	205.88	

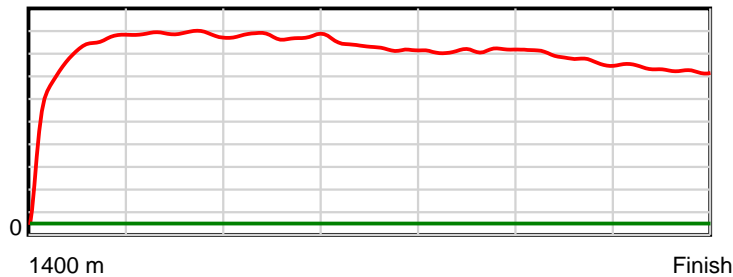
10 m Stride length



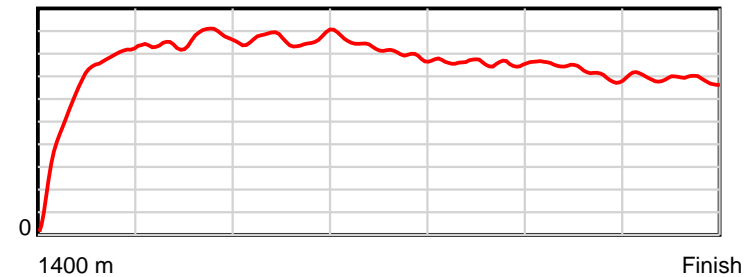
0.6 s Stride duration



20 m/sec Speed



100 % Stride efficiency



Note: Horizontal distance axis grid lines are 200m furlongs.

Disclaimer.

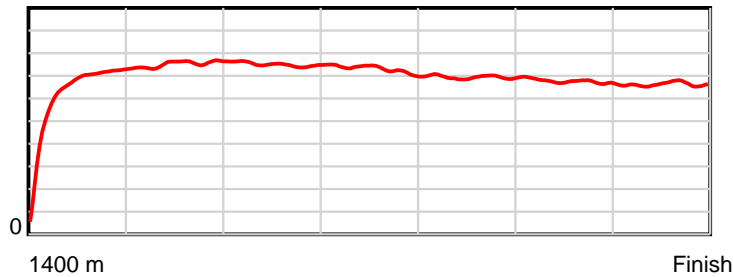
Tasracing Pty Ltd and Thoroughbred Ratings Pty Ltd accepts no responsibility for the completeness or accuracy of any of the information contained herein, and makes no representations about its suitability for any particular purpose. Users should make their own judgements about those matters and/or seek independent advice. You assume all risks associated with use of the data provided on this page.

Race Results

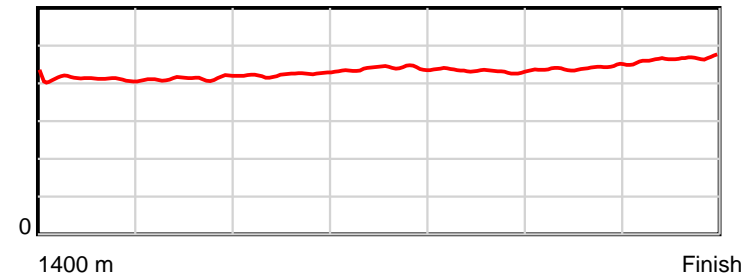
March 09, 2014, Race 3, MDN-SW, Distance 1400m, Elwick Course Proper - Offset 0m

Result	TAB no.	Horse (Barrier)	1400 to	1200m to	1000m to	800m to	600m to	400m to	200m to	Total or	Margin
11th	5	Geegees Firstw... (11)	1200m	1000m	800m	600m	400m	200m	WP	Average	
		Position in running (margin)	-	6(1.1)	2(1.2)	2(1.2)	2(1.7)	2(3.0)	9(3.4)		12.50
		Sectional time (s)	15.64	10.85	11.25	12.19	12.58	13.11	13.97		
		Cumulative time (s)	89.59	73.95	63.10	51.85	39.66	27.08	13.97	1:29.59	
		Speed (m/s)	12.79	18.43	17.78	16.41	15.90	15.26	14.32	15.63	
		Stride length (m)	5.50	7.63	7.53	7.21	6.89	6.72	6.67	6.81	
		Stride duration (s)	0.411	0.414	0.424	0.439	0.433	0.441	0.466	0.436	
		Stride efficiency (%)	47.24	90.87	88.66	81.25	74.12	70.66	69.52	72.42	
		Stride count	36.37	26.23	26.55	27.74	29.04	29.74	29.98	205.65	

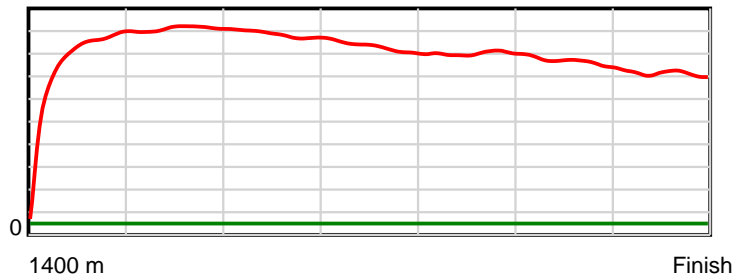
10 m Stride length



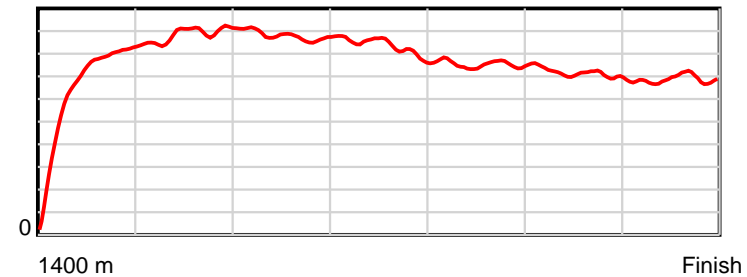
0.6 s Stride duration



20 m/sec Speed



100 % Stride efficiency



Note: Horizontal distance axis grid lines are 200m furlongs.

Disclaimer.

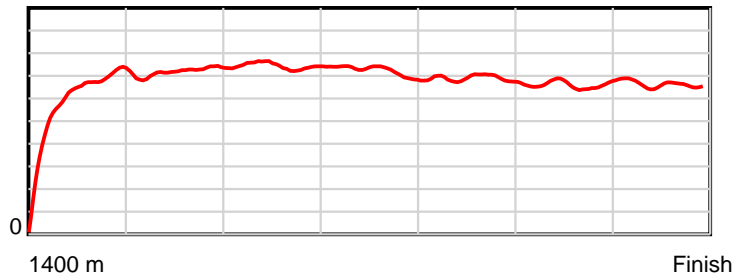
Tasracing Pty Ltd and Thoroughbred Ratings Pty Ltd accepts no responsibility for the completeness or accuracy of any of the information contained herein, and makes no representations about its suitability for any particular purpose. Users should make their own judgements about those matters and/or seek independent advice. You assume all risks associated with use of the data provided on this page.

Race Results

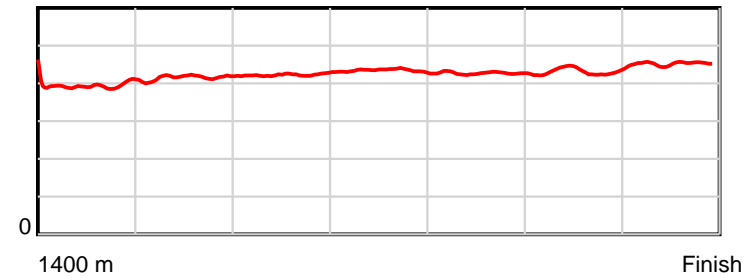
March 09, 2014, Race 3, MDN-SW, Distance 1400m, Elwick Course Proper - Offset 0m

Result	TAB no.	Horse (Barrier)	1400 to	1200m to	1000m to	800m to	600m to	400m to	200m to	Total or	Margin
12th	8	Musical Man (2)	1200m	1000m	800m	600m	400m	200m	WP	Average	
		Position in running (margin)	-	8(1.5)	6(3.9)	6(4.4)	5(4.1)	11(7.0)	12(5.7)		12.60
		Sectional time (s)	15.74	11.23	11.33	12.05	12.86	12.83	13.56		
		Cumulative time (s)	89.61	73.87	62.64	51.30	39.26	26.40	13.56	1:29.61	
		Speed (m/s)	12.71	17.81	17.65	16.60	15.55	15.59	14.75	15.62	
		Stride length (m)	5.37	7.35	7.43	7.21	6.64	6.70	6.67	6.70	
		Stride duration (s)	0.401	0.413	0.421	0.434	0.427	0.430	0.452	0.429	
		Stride efficiency (%)	45.05	84.53	86.27	81.26	68.82	70.20	69.47	70.06	
		Stride count	37.25	27.19	26.92	27.74	30.14	29.84	30.00	209.08	

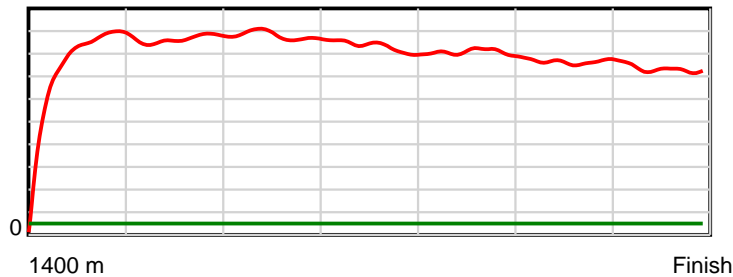
10 m Stride length



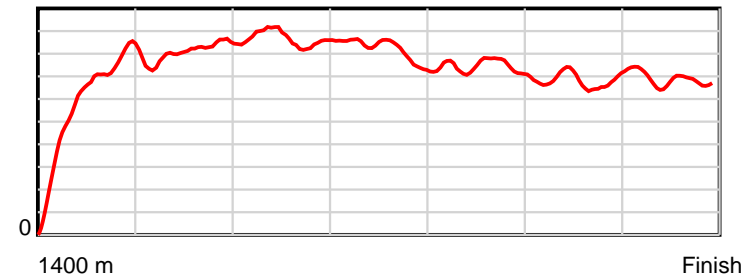
0.6 s Stride duration



20 m/sec Speed



100 % Stride efficiency



Note: Horizontal distance axis grid lines are 200m furlongs.

Disclaimer.

Tasracing Pty Ltd and Thoroughbred Ratings Pty Ltd accepts no responsibility for the completeness or accuracy of any of the information contained herein, and makes no representations about its suitability for any particular purpose. Users should make their own judgements about those matters and/or seek independent advice. You assume all risks associated with use of the data provided on this page.