



Race Results

Tasmanian Racing Club, Hobart, March 09, 2014

Compilation date: March 11, 2014, 12:27:17 PM (EST)

Copyright © 2014 Tasracing Pty Ltd. All rights reserved.

Trademarks.

StrideMASTER is a registered trademark of Thoroughbred Ratings Pty Ltd.

Disclaimer.

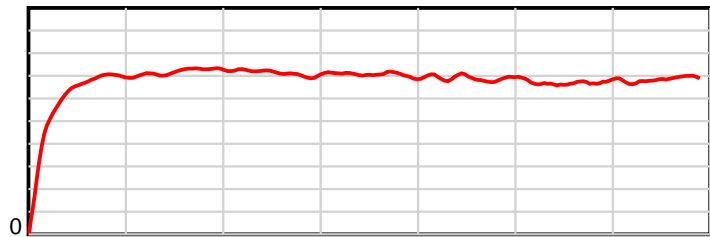
Tasracing Pty Ltd and Thoroughbred Ratings Pty Ltd accepts no responsibility for the completeness or accuracy of any of the information contained herein, and makes no representations about its suitability for any particular purpose. Users should make their own judgements about those matters and/or seek independent advice. You assume all risks associated with use of the data provided on this page.

Race Results

March 09, 2014, Race 4, CL2, Distance 1400m, Elwick Course Proper - Offset 0m

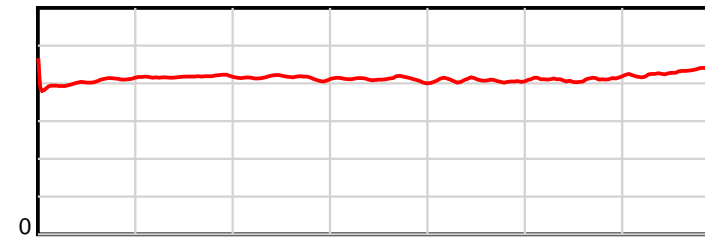
Result	TAB no.	Horse (Barrier)	1400 to	1200m to	1000m to	800m to	600m to	400m to	200m to	Total or	Margin
1st	7	Miss Eye Candy (7)	1200m	1000m	800m	600m	400m	200m	WP	Average	
		Position in running (margin)	-	5(2.6)	1(0.0)	1(0.0)	1(0.0)	1(0.0)	1(0.0)		0.00
		Sectional time (s)	16.07	11.07	11.61	11.61	11.96	12.10	12.47		
		Cumulative time (s)	86.89	70.82	59.75	48.14	36.53	24.57	12.47	1:26.89	
		Speed (m/s)	12.45	18.07	17.23	17.23	16.72	16.53	16.04	16.11	
		Stride length (m)	5.26	7.55	7.14	7.08	6.80	6.76	6.87	6.70	
		Stride duration (s)	0.407	0.418	0.415	0.411	0.407	0.409	0.428	0.416	
		Stride efficiency (%)	43.25	89.05	79.77	78.24	72.27	71.41	73.69	70.20	
		Stride count	38.02	26.49	27.99	28.26	29.41	29.59	29.12	208.88	

10 m Stride length



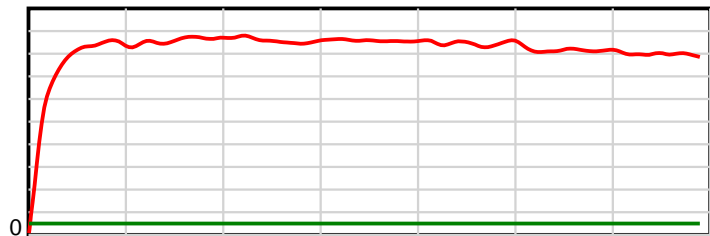
1400 m Finish

0.6 s Stride duration



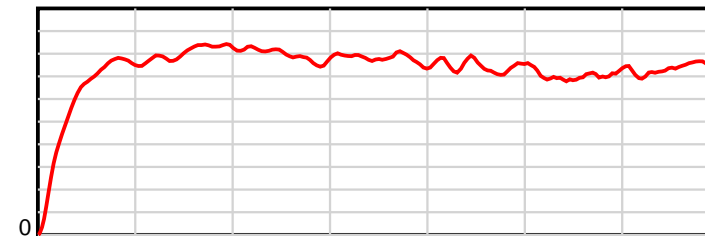
1400 m Finish

20 m/sec Speed



1400 m Finish

100 % Stride efficiency



1400 m Finish

Note: Horizontal distance axis grid lines are 200m furlongs.

Disclaimer.

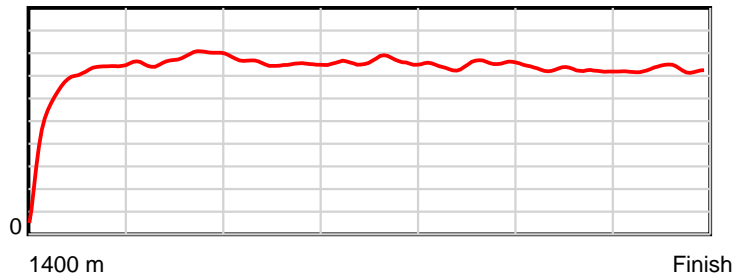
Tasracing Pty Ltd and Thoroughbred Ratings Pty Ltd accepts no responsibility for the completeness or accuracy of any of the information contained herein, and makes no representations about its suitability for any particular purpose. Users should make their own judgements about those matters and/or seek independent advice. You assume all risks associated with use of the data provided on this page.

Race Results

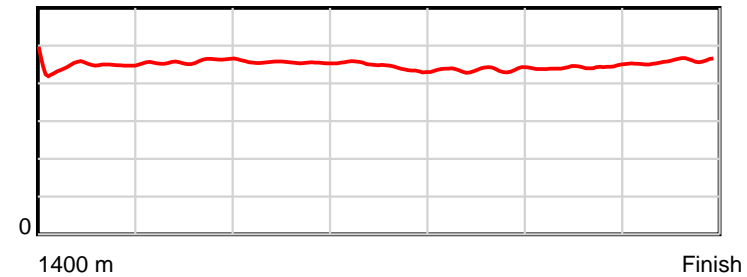
March 09, 2014, Race 4, CL2, Distance 1400m, Elwick Course Proper - Offset 0m

Result	TAB no.	Horse (Barrier)	1400 to	1200m to	1000m to	800m to	600m to	400m to	200m to	Total or	Margin
2nd	3	By Far (3)	1200m	1000m	800m	600m	400m	200m	WP	Average	
		Position in running (margin)	-	3(1.2)	2(1.2)	2(4.2)	2(4.0)	2(2.2)	3(2.3)		1.30
		Sectional time (s)	15.67	11.52	12.11	11.58	11.65	12.11	12.49		
		Cumulative time (s)	87.13	71.46	59.94	47.83	36.25	24.60	12.49	1:27.12	
		Speed (m/s)	12.76	17.36	16.52	17.27	17.17	16.52	16.01	16.07	
		Stride length (m)	5.89	7.97	7.51	7.66	7.49	7.30	7.35	7.25	
		Stride duration (s)	0.449	0.459	0.455	0.443	0.437	0.442	0.459	0.451	
		Stride efficiency (%)	54.27	99.20	88.12	91.70	87.76	83.33	84.49	82.17	
		Stride count	33.94	25.10	26.63	26.11	26.69	27.39	27.20	193.06	

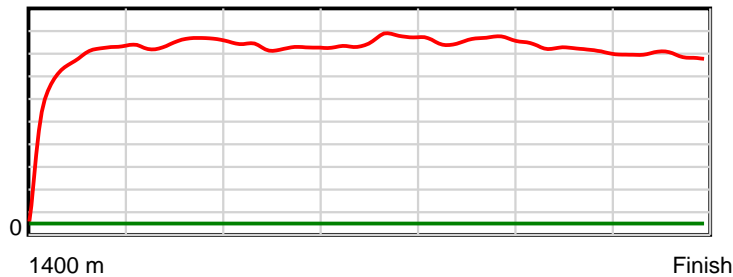
10 m Stride length



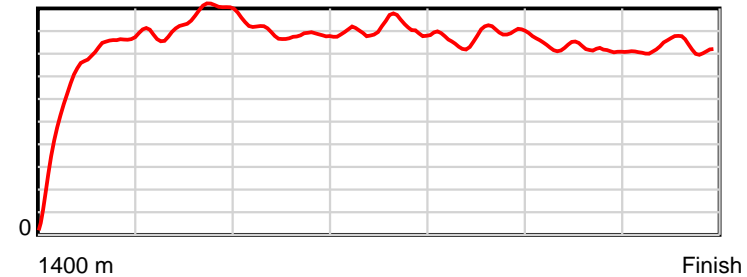
0.6 s Stride duration



20 m/sec Speed



100 % Stride efficiency



Note: Horizontal distance axis grid lines are 200m furlongs.

Disclaimer.

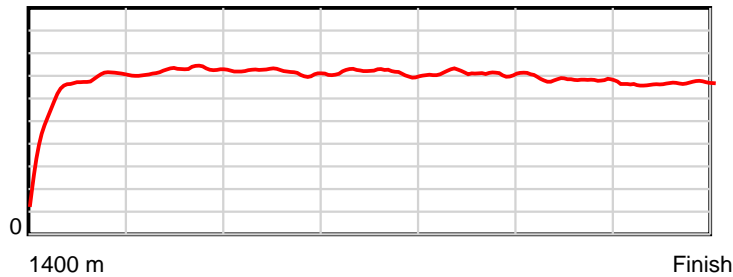
Tasracing Pty Ltd and Thoroughbred Ratings Pty Ltd accepts no responsibility for the completeness or accuracy of any of the information contained herein, and makes no representations about its suitability for any particular purpose. Users should make their own judgements about those matters and/or seek independent advice. You assume all risks associated with use of the data provided on this page.

Race Results

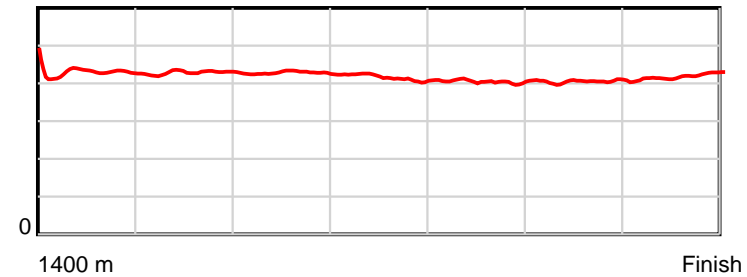
March 09, 2014, Race 4, CL2, Distance 1400m, Elwick Course Proper - Offset 0m

Result	TAB no.	Horse (Barrier)	1400 to	1200m to	1000m to	800m to	600m to	400m to	200m to	Total or	Margin
3rd	5	Royal Beluga (2)	1200m	1000m	800m	600m	400m	200m	WP	Average	
		Position in running (margin)	-	2(0.2)	4(2.2)	3(5.4)	3(6.0)	3(3.0)	2(1.7)		2.60
		Sectional time (s)	15.75	11.85	12.15	11.71	11.46	11.89	12.58		
		Cumulative time (s)	87.38	71.63	59.78	47.64	35.93	24.47	12.58	1:27.37	
		Speed (m/s)	12.70	16.88	16.46	17.08	17.45	16.82	15.90	16.02	
		Stride length (m)	5.59	7.23	7.03	7.08	7.04	6.79	6.68	6.73	
		Stride duration (s)	0.433	0.428	0.427	0.414	0.403	0.403	0.420	0.420	
		Stride efficiency (%)	48.88	81.74	77.30	78.32	77.43	71.96	69.63	70.83	
		Stride count	35.76	27.65	28.44	28.25	28.41	29.47	29.96	207.94	

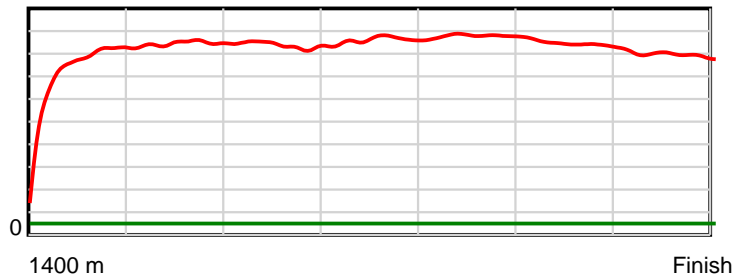
10 m Stride length



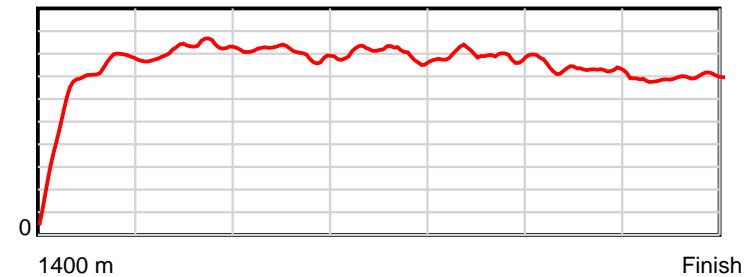
0.6 s Stride duration



20 m/sec Speed



100 % Stride efficiency



Note: Horizontal distance axis grid lines are 200m furlongs.

Disclaimer.

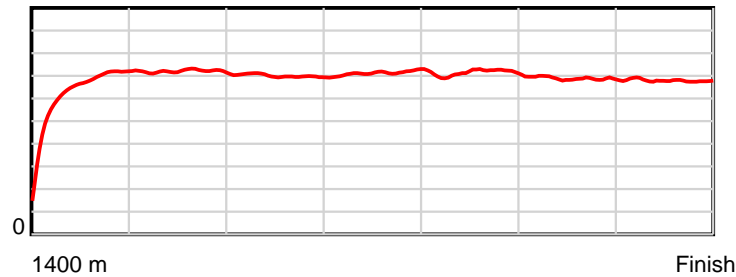
Tasracing Pty Ltd and Thoroughbred Ratings Pty Ltd accepts no responsibility for the completeness or accuracy of any of the information contained herein, and makes no representations about its suitability for any particular purpose. Users should make their own judgements about those matters and/or seek independent advice. You assume all risks associated with use of the data provided on this page.

Race Results

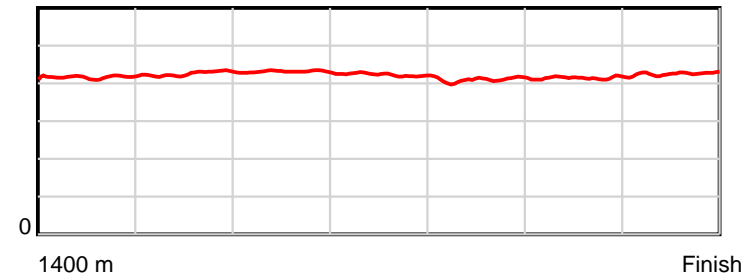
March 09, 2014, Race 4, CL2, Distance 1400m, Elwick Course Proper - Offset 0m

Result	TAB no.	Horse (Barrier)	1400 to	1200m to	1000m to	800m to	600m to	400m to	200m to	Total or	Margin
4th	6	Seven Mile Kin... (8)	1200m	1000m	800m	600m	400m	200m	WP	Average	
		Position in running (margin)	-	1(0.0)	3(2.1)	4(6.6)	4(7.8)	4(4.6)	4(3.9)		3.40
		Sectional time (s)	15.67	11.85	12.36	11.81	11.43	11.98	12.42		
		Cumulative time (s)	87.53	71.86	60.01	47.64	35.83	24.40	12.42	1:27.53	
		Speed (m/s)	12.77	16.88	16.18	16.93	17.50	16.69	16.10	15.99	
		Stride length (m)	5.33	7.19	6.97	7.16	7.14	6.90	6.86	6.73	
		Stride duration (s)	0.412	0.426	0.431	0.423	0.408	0.413	0.426	0.421	
		Stride efficiency (%)	44.44	80.70	75.95	80.14	79.66	74.45	73.55	70.73	
		Stride count	37.50	27.83	28.69	27.93	28.01	28.98	29.15	208.09	

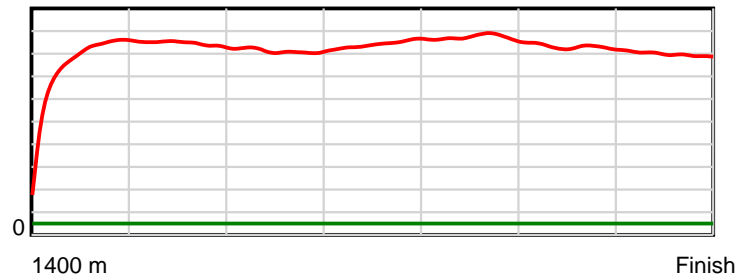
10 m Stride length



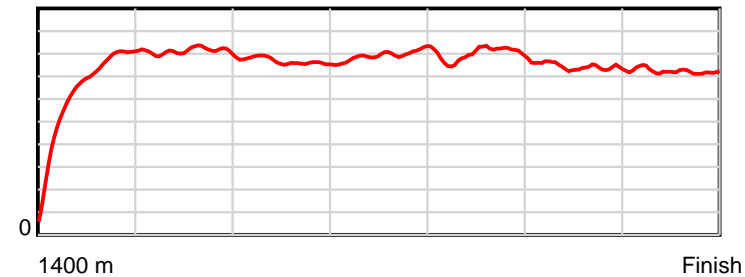
0.6 s Stride duration



20 m/sec Speed



100 % Stride efficiency



Note: Horizontal distance axis grid lines are 200m furlongs.

Disclaimer.

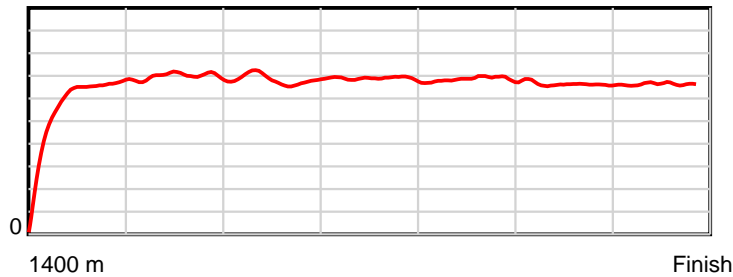
Tasracing Pty Ltd and Thoroughbred Ratings Pty Ltd accepts no responsibility for the completeness or accuracy of any of the information contained herein, and makes no representations about its suitability for any particular purpose. Users should make their own judgements about those matters and/or seek independent advice. You assume all risks associated with use of the data provided on this page.

Race Results

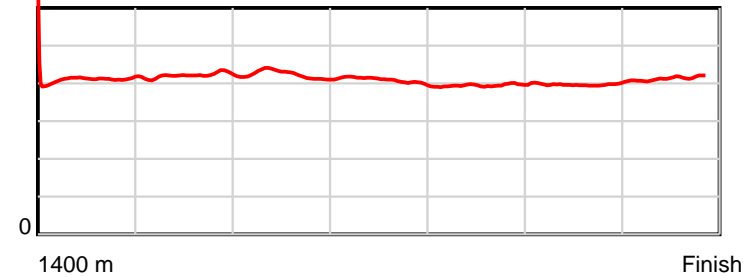
March 09, 2014, Race 4, CL2, Distance 1400m, Elwick Course Proper - Offset 0m

Result	TAB no.	Horse (Barrier)	1400 to	1200m to	1000m to	800m to	600m to	400m to	200m to	Total or	Margin
5th	2	Crown Consul (5)	1200m	1000m	800m	600m	400m	200m	WP	Average	
		Position in running (margin)	-	6(2.9)	6(4.3)	6(8.8)	6(10.6)	6(7.8)	5(5.1)		4.70
		Sectional time (s)	16.20	11.73	12.37	11.90	11.50	11.65	12.42		
		Cumulative time (s)	87.77	71.57	59.84	47.47	35.57	24.06	12.42	1:27.76	
		Speed (m/s)	12.34	17.05	16.17	16.81	17.39	17.17	16.10	15.95	
		Stride length (m)	5.46	7.18	6.85	6.89	6.84	6.80	6.63	6.62	
		Stride duration (s)	0.424	0.421	0.424	0.410	0.394	0.396	0.412	0.415	
		Stride efficiency (%)	46.64	80.66	73.30	74.20	73.21	72.27	68.79	68.51	
		Stride count	36.61	27.84	29.20	29.02	29.22	29.41	30.14	211.44	

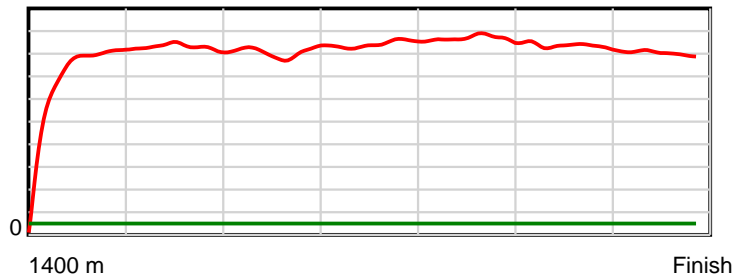
10 m Stride length



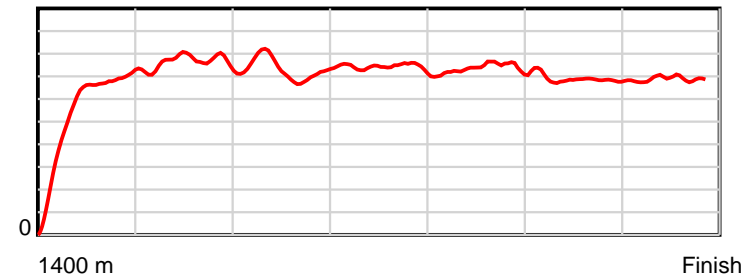
0.6 s Stride duration



20 m/sec Speed



100 % Stride efficiency



Note: Horizontal distance axis grid lines are 200m furlongs.

Disclaimer.

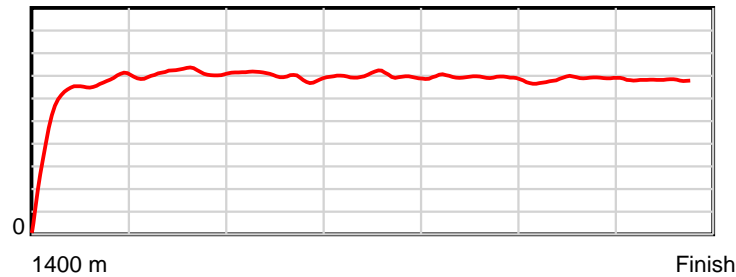
Tasracing Pty Ltd and Thoroughbred Ratings Pty Ltd accepts no responsibility for the completeness or accuracy of any of the information contained herein, and makes no representations about its suitability for any particular purpose. Users should make their own judgements about those matters and/or seek independent advice. You assume all risks associated with use of the data provided on this page.

Race Results

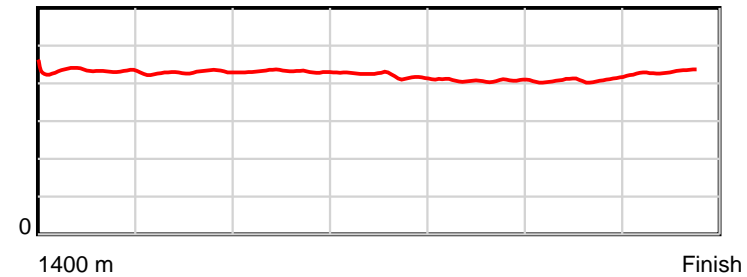
March 09, 2014, Race 4, CL2, Distance 1400m, Elwick Course Proper - Offset 0m

Result	TAB no.	Horse (Barrier)	1400 to	1200m to	1000m to	800m to	600m to	400m to	200m to	Total or	Margin
6th	1	Arctic Blitz (1)	1200m	1000m	800m	600m	400m	200m	WP	Average	
		Position in running (margin)	-	7(7.2)	8(6.7)	8(10.0)	8(11.6)	7(9.4)	7(7.6)		5.50
		Sectional time (s)	16.67	11.42	12.17	11.87	11.59	11.80	12.40		
		Cumulative time (s)	87.93	71.26	59.84	47.67	35.79	24.20	12.40	1:27.93	
		Speed (m/s)	12.00	17.51	16.43	16.85	17.26	16.95	16.13	15.92	
		Stride length (m)	5.33	7.51	7.08	7.14	7.04	6.90	6.91	6.77	
		Stride duration (s)	0.432	0.429	0.431	0.424	0.408	0.407	0.429	0.425	
		Stride efficiency (%)	44.37	88.16	78.41	79.59	77.50	74.36	74.72	71.67	
		Stride count	37.53	26.63	28.23	28.02	28.40	28.99	28.92	206.72	

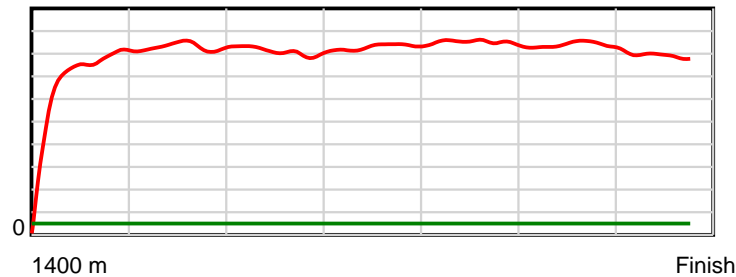
10 m Stride length



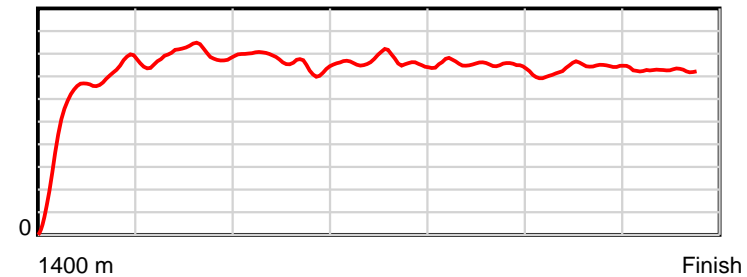
0.6 s Stride duration



20 m/sec Speed



100 % Stride efficiency



Note: Horizontal distance axis grid lines are 200m furlongs.

Disclaimer.

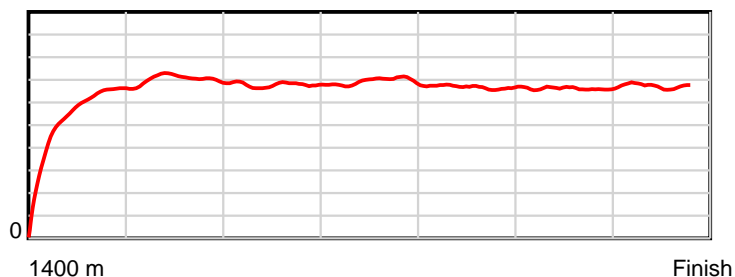
Tasracing Pty Ltd and Thoroughbred Ratings Pty Ltd accepts no responsibility for the completeness or accuracy of any of the information contained herein, and makes no representations about its suitability for any particular purpose. Users should make their own judgements about those matters and/or seek independent advice. You assume all risks associated with use of the data provided on this page.

Race Results

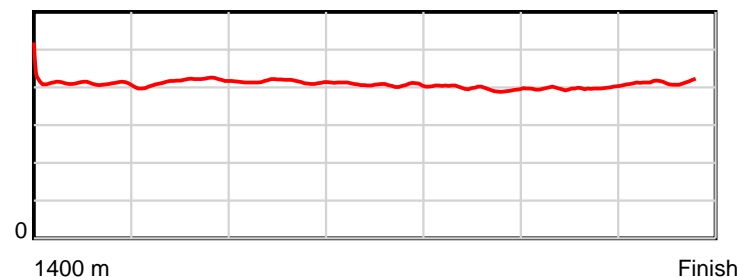
March 09, 2014, Race 4, CL2, Distance 1400m, Elwick Course Proper - Offset 0m

Result	TAB no.	Horse (Barrier)	1400 to	1200m to	1000m to	800m to	600m to	400m to	200m to	Total or	Margin
7th	4	Gee Gees Opera (6)	1200m	1000m	800m	600m	400m	200m	WP	Average	
		Position in running (margin)	-	8(8.4)	7(6.6)	7(9.5)	7(10.8)	8(11.5)	8(10.1)		7.80
		Sectional time (s)	17.12	11.20	12.10	11.83	12.07	11.86	12.19		
		Cumulative time (s)	88.37	71.25	60.05	47.96	36.13	24.06	12.19	1:28.37	
		Speed (m/s)	11.68	17.86	16.53	16.91	16.57	16.86	16.41	15.84	
		Stride length (m)	5.11	7.40	6.86	6.91	6.60	6.68	6.76	6.54	
		Stride duration (s)	0.423	0.414	0.415	0.409	0.399	0.396	0.412	0.413	
		Stride efficiency (%)	40.83	85.46	73.48	74.68	68.13	69.63	71.32	66.80	
		Stride count	39.13	27.04	29.17	28.93	30.29	29.96	29.61	214.13	

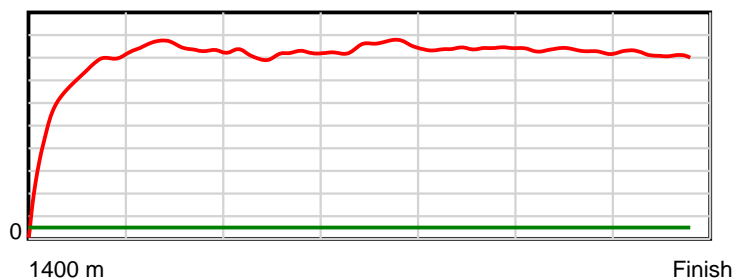
10 m Stride length



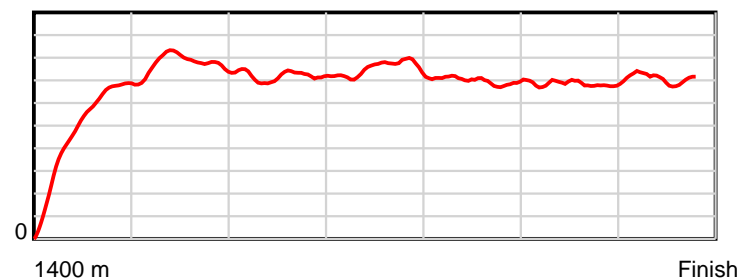
0.6 s Stride duration



20 m/sec Speed



100 % Stride efficiency



Note: Horizontal distance axis grid lines are 200m furlongs.

Disclaimer.

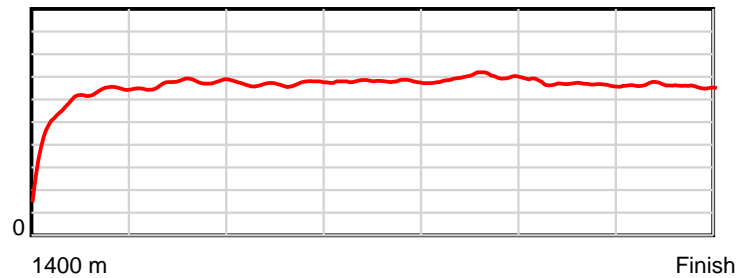
Tasracing Pty Ltd and Thoroughbred Ratings Pty Ltd accepts no responsibility for the completeness or accuracy of any of the information contained herein, and makes no representations about its suitability for any particular purpose. Users should make their own judgements about those matters and/or seek independent advice. You assume all risks associated with use of the data provided on this page.

Race Results

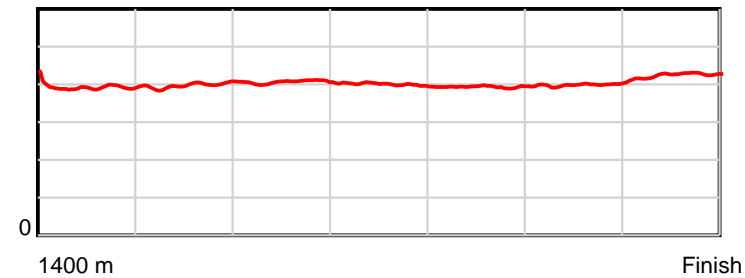
March 09, 2014, Race 4, CL2, Distance 1400m, Elwick Course Proper - Offset 0m

Result	TAB no.	Horse (Barrier)	1400 to	1200m to	1000m to	800m to	600m to	400m to	200m to	Total or	Margin
8th	8	Ezzymac (4)	1200m	1000m	800m	600m	400m	200m	WP	Average	
		Position in running (margin)	-	4(1.3)	5(4.1)	5(8.1)	5(9.3)	5(5.4)	6(6.0)		8.00
		Sectional time (s)	15.98	11.97	12.28	11.81	11.30	12.20	12.88		
		Cumulative time (s)	88.41	72.43	60.47	48.18	36.37	25.07	12.88	1:28.40	
		Speed (m/s)	12.52	16.71	16.29	16.93	17.70	16.39	15.53	15.84	
		Stride length (m)	4.94	6.65	6.60	6.76	6.94	6.56	6.60	6.36	
		Stride duration (s)	0.388	0.398	0.405	0.399	0.392	0.400	0.425	0.402	
		Stride efficiency (%)	38.07	69.02	68.02	71.45	75.34	67.27	68.00	63.22	
		Stride count	40.52	30.09	30.31	29.58	28.80	30.48	30.32	220.10	

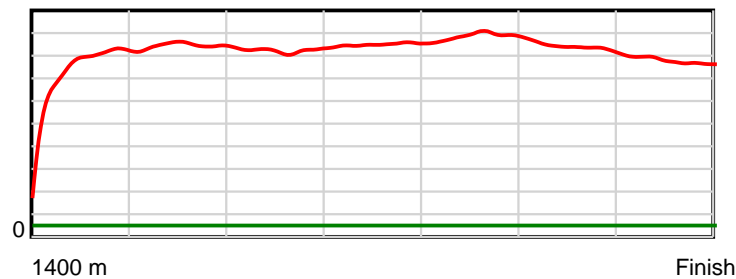
10 m Stride length



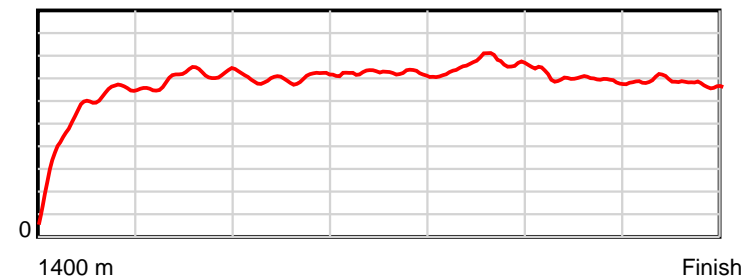
0.6 s Stride duration



20 m/sec Speed



100 % Stride efficiency



Note: Horizontal distance axis grid lines are 200m furlongs.

Disclaimer.

Tasracing Pty Ltd and Thoroughbred Ratings Pty Ltd accepts no responsibility for the completeness or accuracy of any of the information contained herein, and makes no representations about its suitability for any particular purpose. Users should make their own judgements about those matters and/or seek independent advice. You assume all risks associated with use of the data provided on this page.