



## Race Results

Tasmanian Turf Club, Launceston, March 12, 2014

Compilation date: March 13, 2014, 2:00:41 PM (EST)

Copyright © 2014 Tasracing Pty Ltd. All rights reserved.

### Trademarks.

StrideMASTER is a registered trademark of Thoroughbred Ratings Pty Ltd.

### Disclaimer.

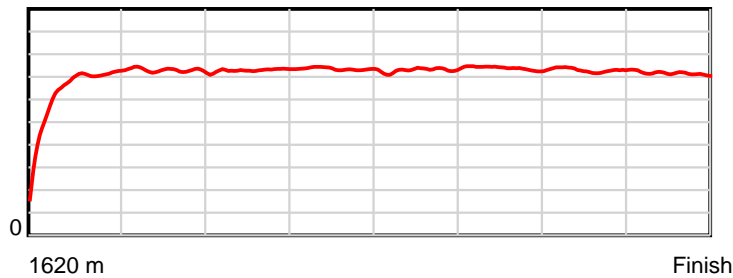
Tasracing Pty Ltd and Thoroughbred Ratings Pty Ltd accepts no responsibility for the completeness or accuracy of any of the information contained herein, and makes no representations about its suitability for any particular purpose. Users should make their own judgements about those matters and/or seek independent advice. You assume all risks associated with use of the data provided on this page.

# Race Results

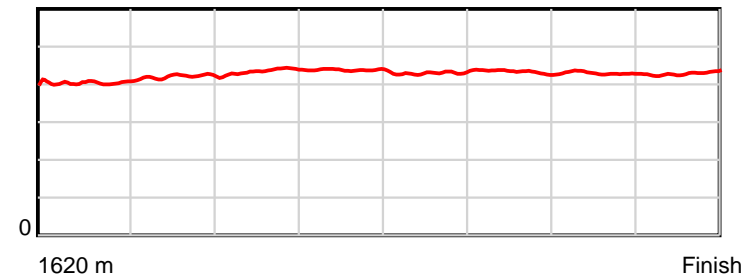
March 12, 2014, Race 1, MDN/CL1-SW, Distance 1620m, Mowbray - Offset 9m

Result	TAB no.	Horse (Barrier)	1620 to	1600m to	1400m to	1200m to	1000m to	800m to	600m to	400m to	200m to	Total or	Margin
1st	9	Cielo Duro (2)	1600m	1400m	1200m	1000m	800m	600m	400m	200m	WP	Average	
		Position in running (margin)	-	2(1.0)	1(0.0)	3(1.7)	3(1.8)	2(1.1)	1(0.0)	1(0.0)	1(0.0)		0.00
		Sectional time (s)	4.10	11.54	11.57	11.91	12.08	12.20	11.86	12.01	12.21		
		Cumulative time (s)	99.47	95.37	83.83	72.26	60.35	48.27	36.07	24.21	12.21	1:39.47	
		Speed (m/s)	4.88	17.33	17.29	16.79	16.56	16.39	16.86	16.65	16.38	16.29	
		Stride length (m)	1.90	7.00	7.25	7.32	7.26	7.04	7.30	7.16	7.04	6.93	
		Stride duration (s)	0.394	0.404	0.420	0.436	0.438	0.429	0.433	0.430	0.430	0.426	
		Stride efficiency (%)	5.66	76.57	82.25	83.70	82.33	77.38	83.23	80.06	77.47	75.09	
		Stride count	10.51	28.57	27.57	27.33	27.55	28.42	27.40	27.94	28.41	233.70	

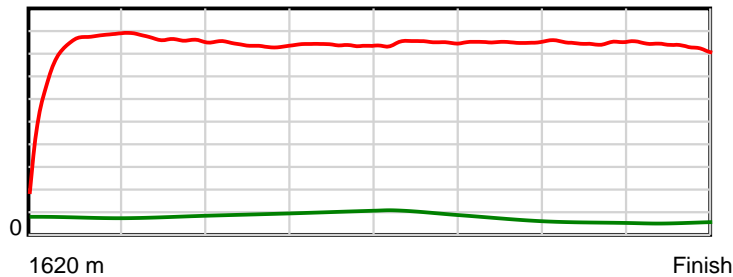
10 m Stride length



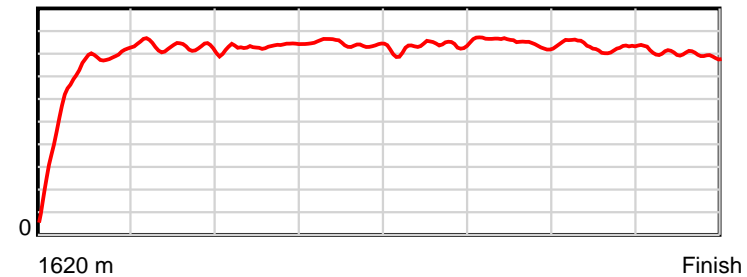
0.6 s Stride duration



20 m/sec Speed



100 % Stride efficiency



Note: Horizontal distance axis grid lines are 200m furlongs.

## Disclaimer.

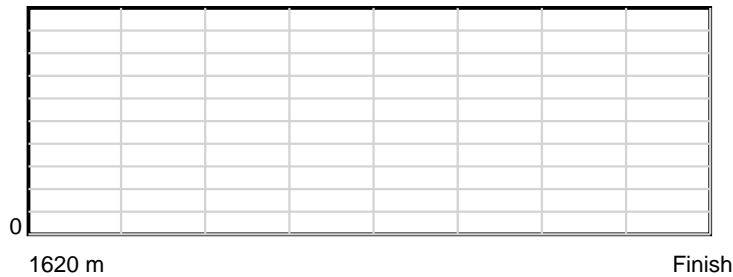
Tasracing Pty Ltd and Thoroughbred Ratings Pty Ltd accepts no responsibility for the completeness or accuracy of any of the information contained herein, and makes no representations about its suitability for any particular purpose. Users should make their own judgements about those matters and/or seek independent advice. You assume all risks associated with use of the data provided on this page.

# Race Results


March 12, 2014, Race 1, MDN/CL1-SW, Distance 1620m, Mowbray - Offset 9m

Result	TAB no.	Horse (Barrier)	1620 to	1600m to	1400m to	1200m to	1000m to	800m to	600m to	400m to	200m to	Total or	Margin
2nd	4	<b>Hugo (14)</b>											
		Position in running (margin)											
		Sectional time (s)											
		Cumulative time (s)											
		Speed (m/s)											
		Stride length (m)											
		Stride duration (s)											
		Stride efficiency (%)											
		Stride count											

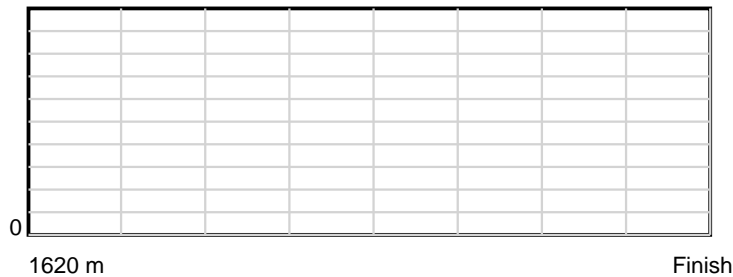
10 m Stride length



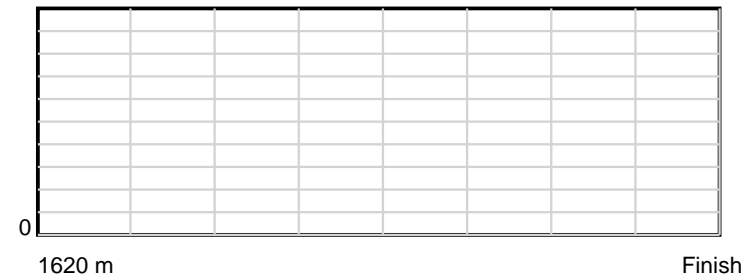
0.6 s Stride duration



20 m/sec Speed



100 % Stride efficiency



Note: Horizontal distance axis grid lines are 200m furlongs.

**Disclaimer.**

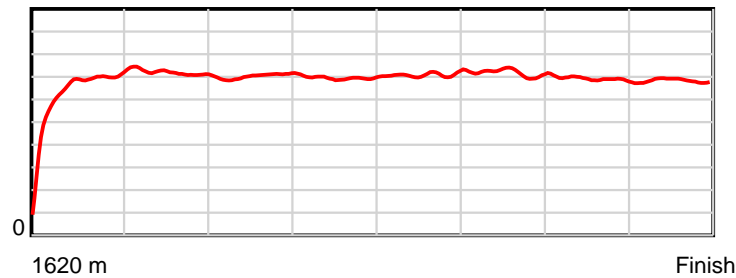
Tasracing Pty Ltd and Thoroughbred Ratings Pty Ltd accepts no responsibility for the completeness or accuracy of any of the information contained herein, and makes no representations about its suitability for any particular purpose. Users should make their own judgements about those matters and/or seek independent advice. You assume all risks associated with use of the data provided on this page.

# Race Results

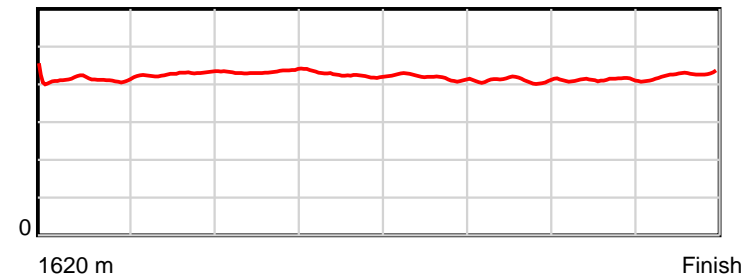
March 12, 2014, Race 1, MDN/CL1-SW, Distance 1620m, Mowbray - Offset 9m

Result	TAB no.	Horse (Barrier)	1620 to	1600m to	1400m to	1200m to	1000m to	800m to	600m to	400m to	200m to	Total or	Margin
3rd	14	New Vision (7)	1600m	1400m	1200m	1000m	800m	600m	400m	200m	WP	Average	
		Position in running (margin)	-	3(3.4)	5(3.0)	6(6.0)	6(7.7)	7(8.4)	8(6.1)	8(2.7)	7(4.4)		4.00
		Sectional time (s)	4.44	11.65	11.78	12.17	12.32	11.99	11.29	12.29	12.27		
		Cumulative time (s)	100.21	95.77	84.12	72.34	60.17	47.84	35.85	24.56	12.27	1:40.20	
		Speed (m/s)	4.50	17.17	16.98	16.43	16.23	16.68	17.71	16.27	16.30	16.17	
		Stride length (m)	2.03	7.09	7.26	7.12	6.91	6.99	7.27	6.69	6.94	6.82	
		Stride duration (s)	0.442	0.413	0.428	0.433	0.426	0.419	0.410	0.411	0.426	0.422	
		Stride efficiency (%)	6.43	78.47	82.29	79.16	74.55	76.44	82.61	69.98	75.20	72.69	
		Stride count	9.86	28.22	27.56	28.10	28.96	28.60	27.51	29.89	28.83	237.53	

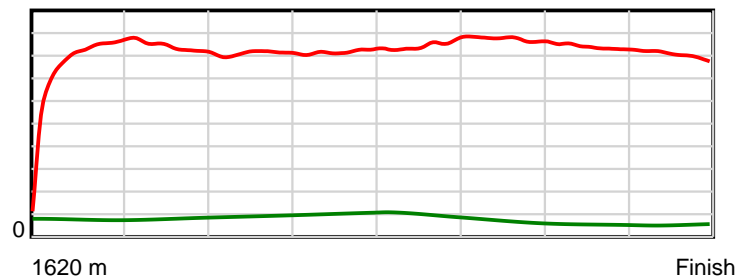
10 m Stride length



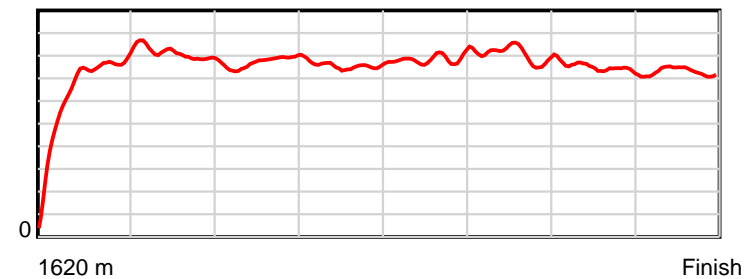
0.6 s Stride duration



20 m/sec Speed



100 % Stride efficiency



Note: Horizontal distance axis grid lines are 200m furlongs.

## Disclaimer.

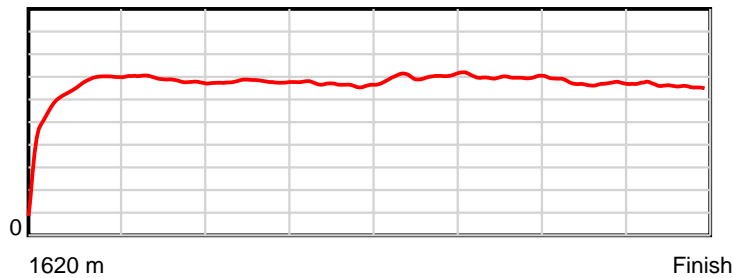
Tasracing Pty Ltd and Thoroughbred Ratings Pty Ltd accepts no responsibility for the completeness or accuracy of any of the information contained herein, and makes no representations about its suitability for any particular purpose. Users should make their own judgements about those matters and/or seek independent advice. You assume all risks associated with use of the data provided on this page.

# Race Results

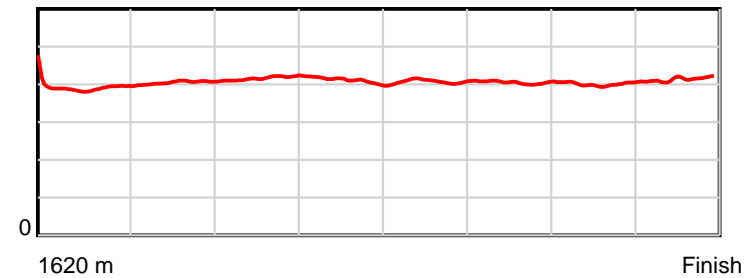
March 12, 2014, Race 1, MDN/CL1-SW, Distance 1620m, Mowbray - Offset 9m

Result	TAB no.	Horse (Barrier)	1620 to	1600m to	1400m to	1200m to	1000m to	800m to	600m to	400m to	200m to	Total or	Margin
4th	7	Sonetto (6)	1600m	1400m	1200m	1000m	800m	600m	400m	200m	WP	Average	
		Position in running (margin)	-	8(7.1)	8(4.7)	7(6.0)	7(7.8)	6(8.3)	7(5.4)	9(3.7)	3(3.6)		4.50
		Sectional time (s)	5.15	11.31	11.51	12.18	12.29	11.90	11.58	11.99	12.41		
		Cumulative time (s)	100.31	95.16	83.85	72.34	60.16	47.87	35.97	24.40	12.41	1:40.31	
		Speed (m/s)	3.89	17.68	17.38	16.42	16.27	16.81	17.27	16.68	16.12	16.15	
		Stride length (m)	1.88	6.88	7.04	6.83	6.70	6.84	7.01	6.69	6.67	6.62	
		Stride duration (s)	0.443	0.389	0.405	0.416	0.412	0.407	0.406	0.401	0.414	0.410	
		Stride efficiency (%)	5.54	74.05	77.38	73.00	70.18	73.09	76.69	69.86	69.51	68.39	
		Stride count	10.62	29.05	28.42	29.26	29.84	29.24	28.55	29.91	29.99	244.88	

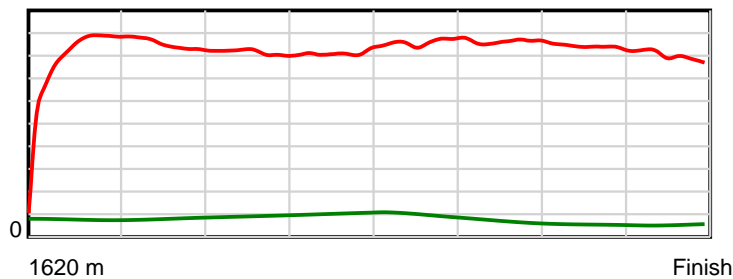
10 m Stride length



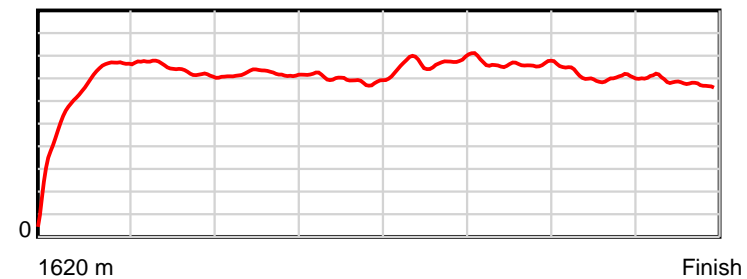
0.6 s Stride duration



20 m/sec Speed



100 % Stride efficiency



Note: Horizontal distance axis grid lines are 200m furlongs.

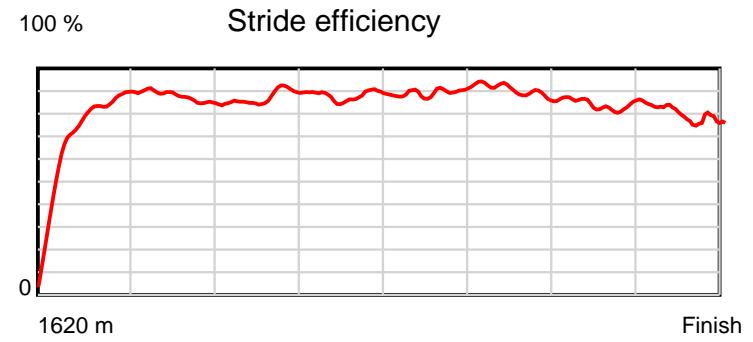
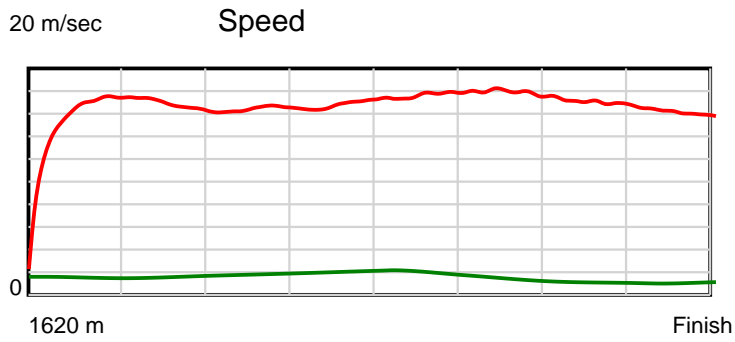
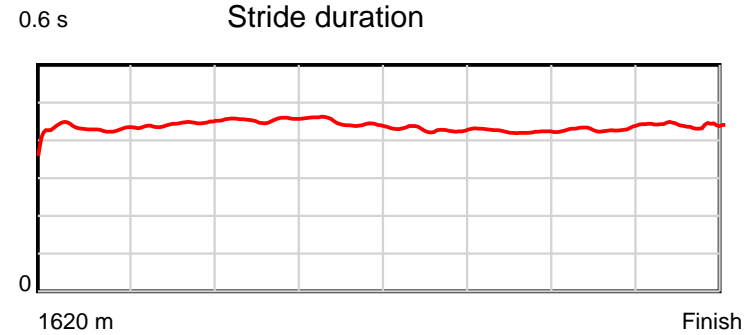
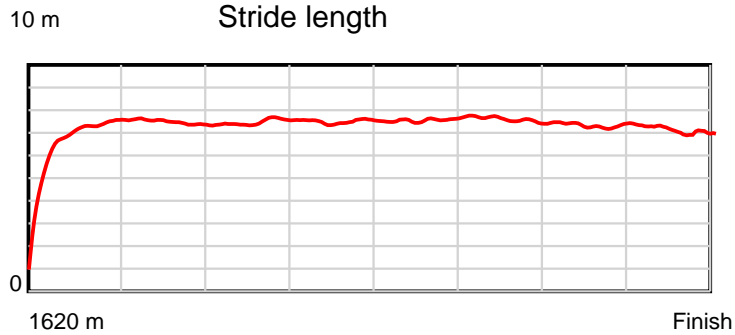
## Disclaimer.

Tasracing Pty Ltd and Thoroughbred Ratings Pty Ltd accepts no responsibility for the completeness or accuracy of any of the information contained herein, and makes no representations about its suitability for any particular purpose. Users should make their own judgements about those matters and/or seek independent advice. You assume all risks associated with use of the data provided on this page.

# Race Results

March 12, 2014, Race 1, MDN/CL1-SW, Distance 1620m, Mowbray - Offset 9m

Result	TAB no.	Horse (Barrier)	1620 to	1600m to	1400m to	1200m to	1000m to	800m to	600m to	400m to	200m to	Total or	Margin
5th	6	<b>Master Alfred (8)</b>	<b>1600m</b>	<b>1400m</b>	<b>1200m</b>	<b>1000m</b>	<b>800m</b>	<b>600m</b>	<b>400m</b>	<b>200m</b>	<b>WP</b>	<b>Average</b>	
		Position in running (margin)	-	1(0.0)	6(3.1)	8(7.7)	8(9.8)	8(9.0)	6(5.3)	4(2.5)	6(3.9)		5.80
		Sectional time (s)	3.82	12.21	12.07	12.23	12.07	11.77	11.39	12.24	12.75		
		Cumulative time (s)	100.55	96.73	84.52	72.45	60.21	48.14	36.38	24.99	12.75	1:40.54	
		Speed (m/s)	5.24	16.38	16.57	16.35	16.57	16.99	17.56	16.34	15.69	16.11	
		Stride length (m)	1.96	7.09	7.35	7.43	7.39	7.27	7.43	7.05	6.87	7.00	
		Stride duration (s)	0.389	0.433	0.444	0.455	0.446	0.428	0.423	0.431	0.438	0.434	
		Stride efficiency (%)	5.98	78.58	84.46	86.34	85.37	82.62	86.37	77.72	73.71	76.53	
		Stride count	10.23	28.20	27.20	26.91	27.06	27.51	26.90	28.36	29.12	231.49	



Note: Horizontal distance axis grid lines are 200m furlongs.

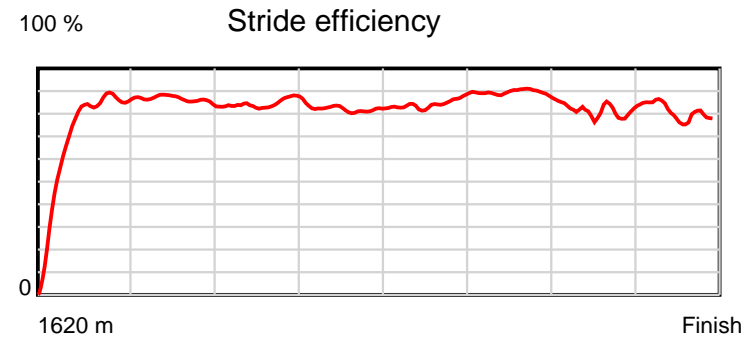
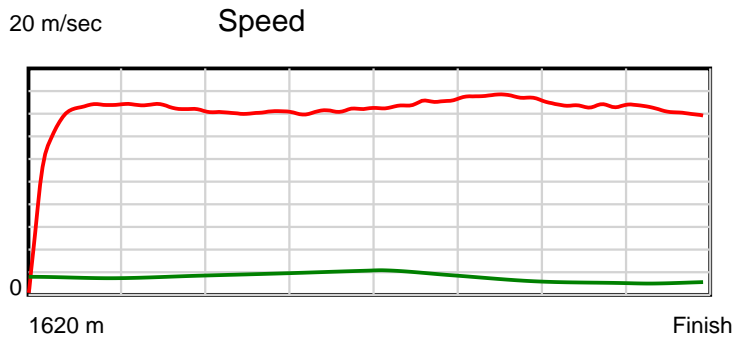
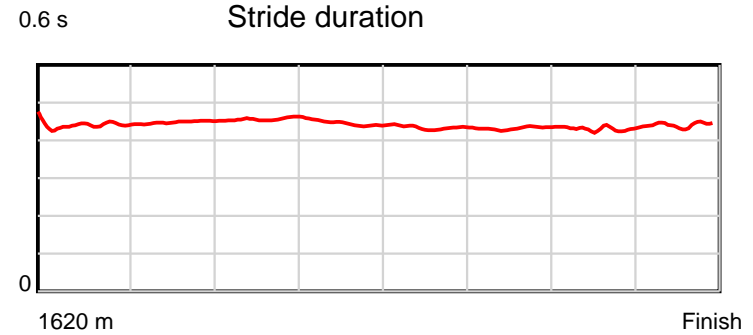
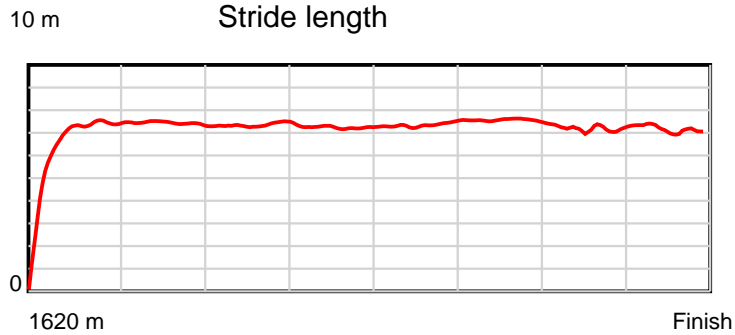
**Disclaimer.**

Tasracing Pty Ltd and Thoroughbred Ratings Pty Ltd accepts no responsibility for the completeness or accuracy of any of the information contained herein, and makes no representations about its suitability for any particular purpose. Users should make their own judgements about those matters and/or seek independent advice. You assume all risks associated with use of the data provided on this page.

# Race Results

March 12, 2014, Race 1, MDN/CL1-SW, Distance 1620m, Mowbray - Offset 9m

Result	TAB no.	Horse (Barrier)	1620 to	1600m to	1400m to	1200m to	1000m to	800m to	600m to	400m to	200m to	Total or	Margin
6th	13	<b>Digger's Dame (10)</b>	<b>1600m</b>	<b>1400m</b>	<b>1200m</b>	<b>1000m</b>	<b>800m</b>	<b>600m</b>	<b>400m</b>	<b>200m</b>	<b>WP</b>	<b>Average</b>	
		Position in running (margin)	-	9(7.2)	11(7.8)	11(9.6)	10(12.1)	10(12.6)	10(9.9)	10(6.0)	10(6.7)		6.20
		Sectional time (s)	5.10	11.80	11.60	12.30	12.29	11.93	11.21	12.11	12.29		
		Cumulative time (s)	100.63	95.53	83.73	72.13	59.83	47.54	35.61	24.40	12.29	1:40.62	
		Speed (m/s)	3.93	16.95	17.24	16.26	16.27	16.76	17.84	16.52	16.27	16.10	
		Stride length (m)	1.77	7.47	7.72	7.41	7.26	7.29	7.70	7.08	7.14	7.10	
		Stride duration (s)	0.440	0.441	0.448	0.456	0.446	0.435	0.432	0.429	0.439	0.441	
		Stride efficiency (%)	4.92	87.24	93.20	85.79	82.43	82.97	92.73	78.37	79.65	78.80	
		Stride count	11.27	26.77	25.90	26.99	27.54	27.45	25.96	28.24	28.01	228.13	



Note: Horizontal distance axis grid lines are 200m furlongs.

**Disclaimer.**

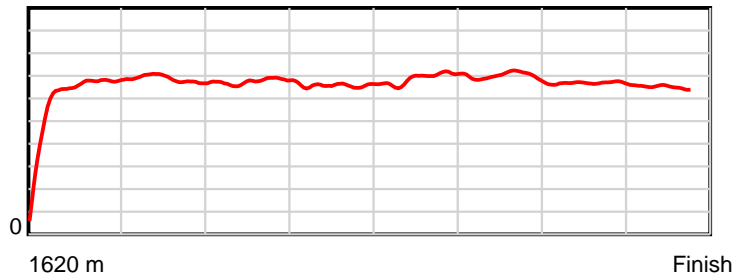
Tasracing Pty Ltd and Thoroughbred Ratings Pty Ltd accepts no responsibility for the completeness or accuracy of any of the information contained herein, and makes no representations about its suitability for any particular purpose. Users should make their own judgements about those matters and/or seek independent advice. You assume all risks associated with use of the data provided on this page.

# Race Results

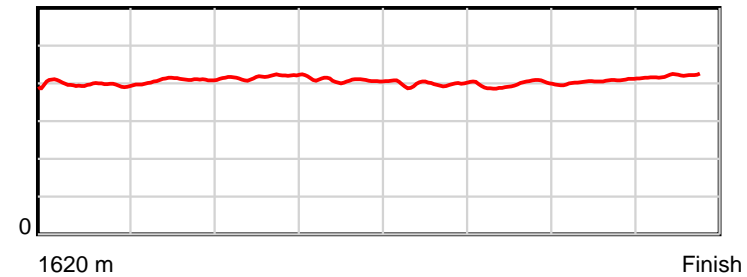
March 12, 2014, Race 1, MDN/CL1-SW, Distance 1620m, Mowbray - Offset 9m

Result	TAB no.	Horse (Barrier)	1620 to	1600m to	1400m to	1200m to	1000m to	800m to	600m to	400m to	200m to	Total or	Margin
7th	15	Alive (11)	1600m	1400m	1200m	1000m	800m	600m	400m	200m	WP	Average	
		Position in running (margin)	-	12(18.5)	10(7.6)	9(8.4)	9(10.0)	9(10.7)	9(6.8)	5(2.6)	4(3.6)		7.70
		Sectional time (s)	7.15	9.88	11.43	12.15	12.32	11.72	11.16	12.17	12.93		
		Cumulative time (s)	100.91	93.76	83.89	72.45	60.30	47.98	36.26	25.10	12.93	1:40.90	
		Speed (m/s)	2.80	20.24	17.50	16.46	16.23	17.06	17.92	16.43	15.47	16.05	
		Stride length (m)	1.34	8.05	7.10	6.81	6.68	6.82	7.11	6.62	6.50	6.59	
		Stride duration (s)	0.460	0.398	0.406	0.414	0.411	0.399	0.397	0.403	0.420	0.411	
		Stride efficiency (%)	2.81	101.29	78.72	72.57	69.64	72.58	79.06	68.42	65.93	67.91	
		Stride count	14.93	24.84	28.18	29.35	29.96	29.35	28.12	30.22	30.79	245.74	

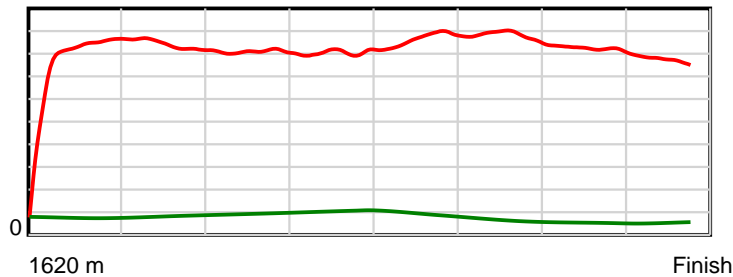
10 m Stride length



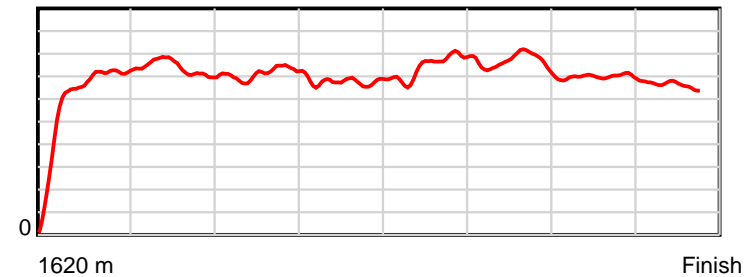
0.6 s Stride duration



20 m/sec Speed



100 % Stride efficiency



Note: Horizontal distance axis grid lines are 200m furlongs.

## Disclaimer.

Tasracing Pty Ltd and Thoroughbred Ratings Pty Ltd accepts no responsibility for the completeness or accuracy of any of the information contained herein, and makes no representations about its suitability for any particular purpose. Users should make their own judgements about those matters and/or seek independent advice. You assume all risks associated with use of the data provided on this page.

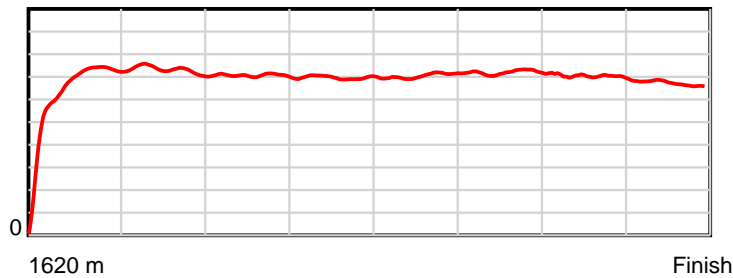


# Race Results

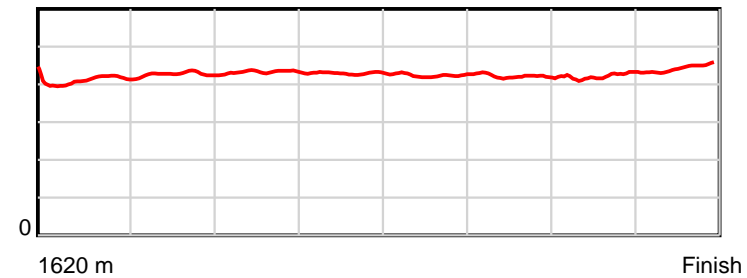
March 12, 2014, Race 1, MDN/CL1-SW, Distance 1620m, Mowbray - Offset 9m

Result	TAB no.	Horse (Barrier)	1620 to	1600m to	1400m to	1200m to	1000m to	800m to	600m to	400m to	200m to	Total or	Margin
8th	3	<b>Full Magnum (3)</b>	<b>1600m</b>	<b>1400m</b>	<b>1200m</b>	<b>1000m</b>	<b>800m</b>	<b>600m</b>	<b>400m</b>	<b>200m</b>	<b>WP</b>	<b>Average</b>	
		Position in running (margin)	-	4(3.4)	4(1.9)	4(3.4)	4(5.1)	4(4.7)	4(3.0)	3(1.1)	2(2.7)		7.90
		Sectional time (s)	4.54	11.44	11.55	12.16	12.14	12.10	11.54	12.26	13.21		
		Cumulative time (s)	100.95	96.41	84.96	73.41	61.26	49.11	37.01	25.47	13.21	1:40.95	
		Speed (m/s)	4.41	17.48	17.32	16.45	16.47	16.53	17.33	16.31	15.14	16.05	
		Stride length (m)	1.94	7.19	7.40	7.13	7.07	7.00	7.29	6.85	6.72	6.85	
		Stride duration (s)	0.420	0.411	0.427	0.433	0.429	0.424	0.421	0.420	0.444	0.427	
		Stride efficiency (%)	5.88	80.79	85.56	79.34	78.11	76.63	83.08	73.40	70.50	73.35	
		Stride count	10.31	27.81	27.03	28.07	28.29	28.56	27.43	29.18	29.78	236.46	

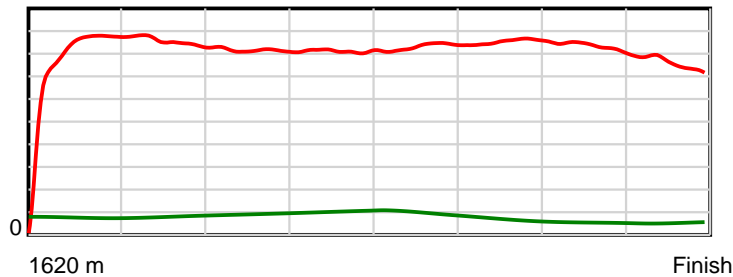
10 m Stride length



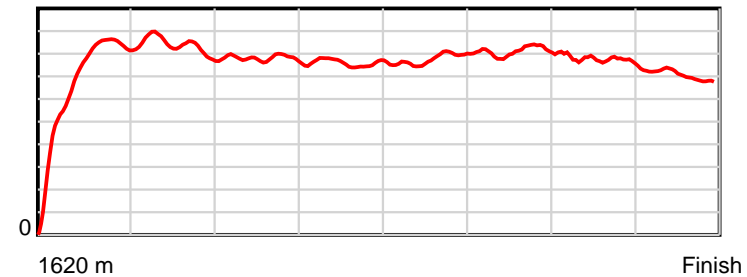
0.6 s Stride duration



20 m/sec Speed



100 % Stride efficiency



Note: Horizontal distance axis grid lines are 200m furlongs.

## Disclaimer.

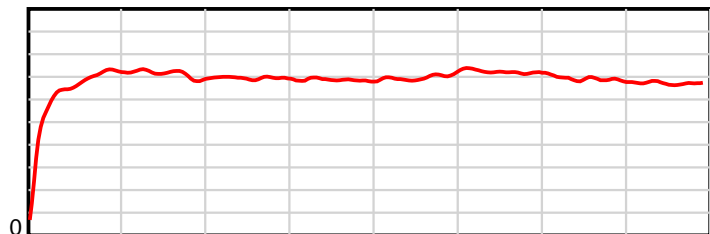
Tasracing Pty Ltd and Thoroughbred Ratings Pty Ltd accepts no responsibility for the completeness or accuracy of any of the information contained herein, and makes no representations about its suitability for any particular purpose. Users should make their own judgements about those matters and/or seek independent advice. You assume all risks associated with use of the data provided on this page.

# Race Results

March 12, 2014, Race 1, MDN/CL1-SW, Distance 1620m, Mowbray - Offset 9m

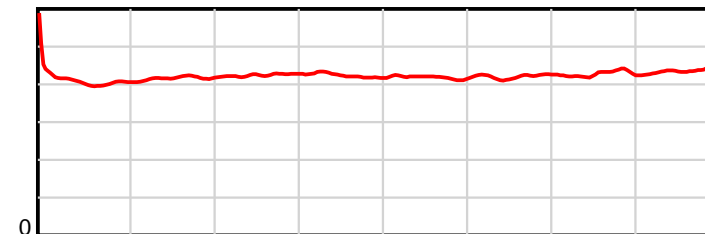
Result	TAB no.	Horse (Barrier)	1620 to	1600m to	1400m to	1200m to	1000m to	800m to	600m to	400m to	200m to	Total or	Margin
9th	2	Nice And Brief (1)	1600m	1400m	1200m	1000m	800m	600m	400m	200m	WP	Average	
		Position in running (margin)	-	5(4.1)	7(3.4)	5(4.5)	5(6.0)	5(6.5)	5(4.8)	7(2.7)	8(5.0)		9.20
		Sectional time (s)	4.67	11.59	11.47	12.14	12.30	12.09	11.51	12.39	13.05		
		Cumulative time (s)	101.19	96.52	84.93	73.46	61.33	49.03	36.94	25.44	13.05	1:41.19	
		Speed (m/s)	4.28	17.26	17.44	16.47	16.26	16.54	17.38	16.14	15.33	16.01	
		Stride length (m)	2.34	7.00	7.26	7.00	6.88	6.93	7.32	6.90	6.70	6.83	
		Stride duration (s)	0.525	0.406	0.416	0.425	0.423	0.419	0.421	0.428	0.437	0.426	
		Stride efficiency (%)	8.57	76.63	82.43	76.50	74.02	74.97	83.63	74.45	70.17	72.82	
		Stride count	8.54	28.56	27.54	28.58	29.06	28.87	27.34	28.97	29.85	237.31	

10 m Stride length



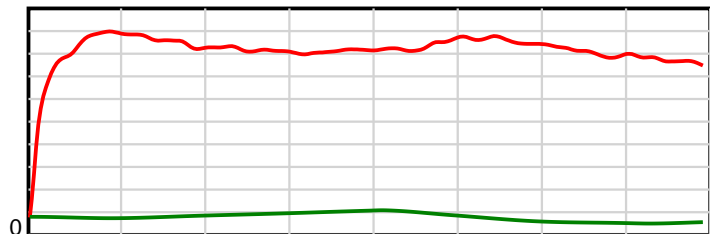
1620 m Finish

0.6 s Stride duration



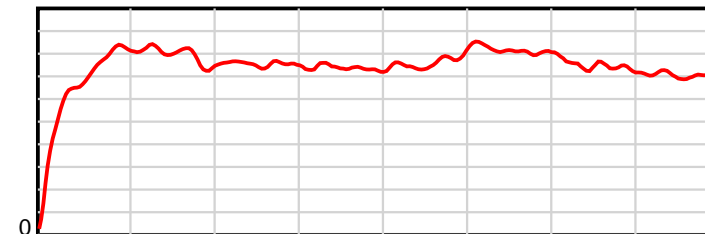
1620 m Finish

20 m/sec Speed



1620 m Finish

100 % Stride efficiency



1620 m Finish

Note: Horizontal distance axis grid lines are 200m furlongs.

## Disclaimer.

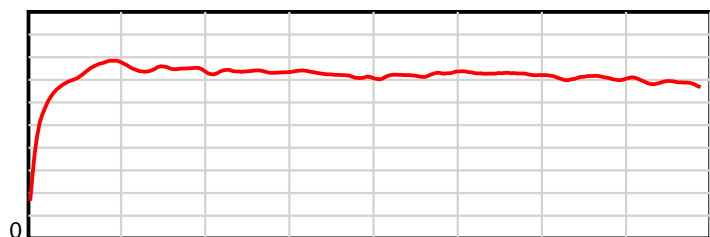
Tasracing Pty Ltd and Thoroughbred Ratings Pty Ltd accepts no responsibility for the completeness or accuracy of any of the information contained herein, and makes no representations about its suitability for any particular purpose. Users should make their own judgements about those matters and/or seek independent advice. You assume all risks associated with use of the data provided on this page.

# Race Results

March 12, 2014, Race 1, MDN/CL1-SW, Distance 1620m, Mowbray - Offset 9m

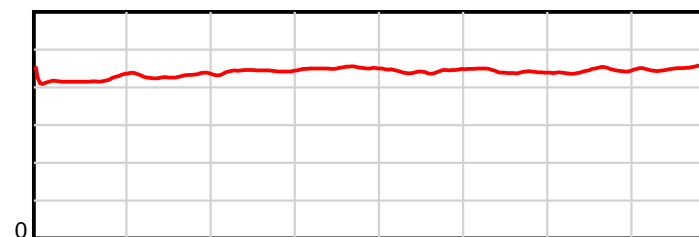
Result	TAB no.	Horse (Barrier)	1620 to	1600m to	1400m to	1200m to	1000m to	800m to	600m to	400m to	200m to	Total or	Margin
10th	10	Mr Toucan (5)	1600m	1400m	1200m	1000m	800m	600m	400m	200m	WP	Average	
		Position in running (margin)	-	6(4.2)	2(0.4)	2(0.0)	2(0.5)	3(1.4)	3(2.0)	6(2.7)	9(5.7)		10.00
		Sectional time (s)	4.59	11.06	11.24	11.97	12.35	12.48	11.97	12.52	13.18		
		Cumulative time (s)	101.35	96.76	85.70	74.46	62.49	50.15	37.67	25.70	13.18	1:41.34	
		Speed (m/s)	4.36	18.08	17.79	16.71	16.19	16.03	16.71	15.97	15.17	15.98	
		Stride length (m)	2.00	7.60	7.67	7.39	7.31	7.09	7.40	7.08	6.86	7.06	
		Stride duration (s)	0.445	0.420	0.431	0.442	0.451	0.442	0.443	0.443	0.452	0.442	
		Stride efficiency (%)	6.26	90.24	91.84	85.35	83.43	78.60	85.61	78.26	73.56	77.89	
		Stride count	9.99	26.32	26.09	27.06	27.37	28.20	27.02	28.26	29.15	229.46	

10 m Stride length



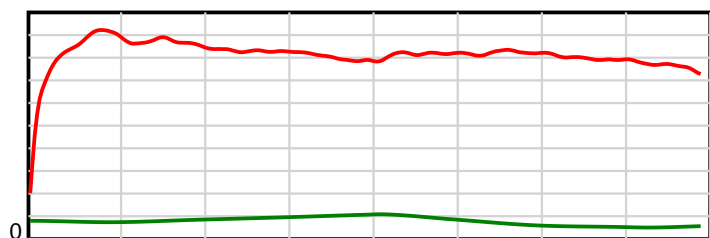
1620 m Finish

0.6 s Stride duration



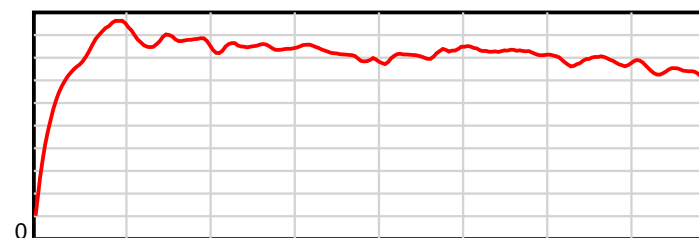
1620 m Finish

20 m/sec Speed



1620 m Finish

100 % Stride efficiency



1620 m Finish

Note: Horizontal distance axis grid lines are 200m furlongs.

## Disclaimer.

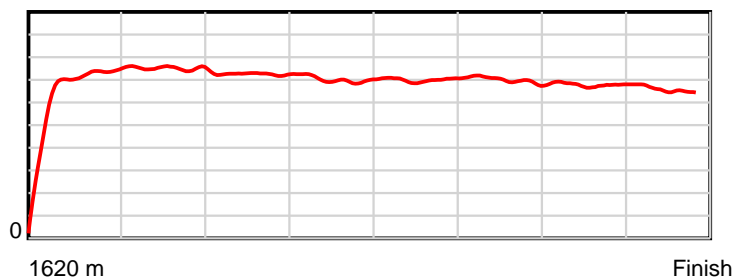
Tasracing Pty Ltd and Thoroughbred Ratings Pty Ltd accepts no responsibility for the completeness or accuracy of any of the information contained herein, and makes no representations about its suitability for any particular purpose. Users should make their own judgements about those matters and/or seek independent advice. You assume all risks associated with use of the data provided on this page.

# Race Results

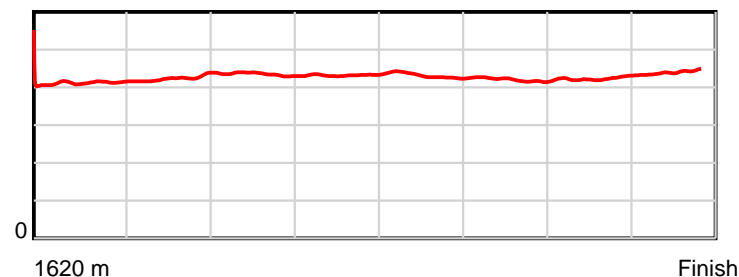
March 12, 2014, Race 1, MDN/CL1-SW, Distance 1620m, Mowbray - Offset 9m

Result	TAB no.	Horse (Barrier)	1620 to	1600m to	1400m to	1200m to	1000m to	800m to	600m to	400m to	200m to	Total or	Margin
11th	1	Dartel (9)	1600m	1400m	1200m	1000m	800m	600m	400m	200m	WP	Average	
		Position in running (margin)	-	11(10.0)	3(1.7)	1(0.0)	1(0.0)	1(0.0)	2(0.5)	2(0.9)	5(3.7)		10.20
		Sectional time (s)	5.71	10.32	11.02	11.88	12.20	12.46	11.93	12.47	13.40		
		Cumulative time (s)	101.39	95.68	85.36	74.34	62.46	50.25	37.80	25.87	13.40	1:41.39	
		Speed (m/s)	3.51	19.38	18.15	16.84	16.39	16.05	16.76	16.04	14.93	15.98	
		Stride length (m)	1.70	7.98	7.64	7.34	7.07	6.95	7.07	6.75	6.56	6.87	
		Stride duration (s)	0.463	0.412	0.421	0.436	0.432	0.433	0.422	0.421	0.439	0.430	
		Stride efficiency (%)	4.50	99.59	91.30	84.23	78.19	75.41	78.11	71.14	67.15	73.79	
		Stride count	11.79	25.05	26.17	27.24	28.27	28.79	28.29	29.64	30.51	235.75	

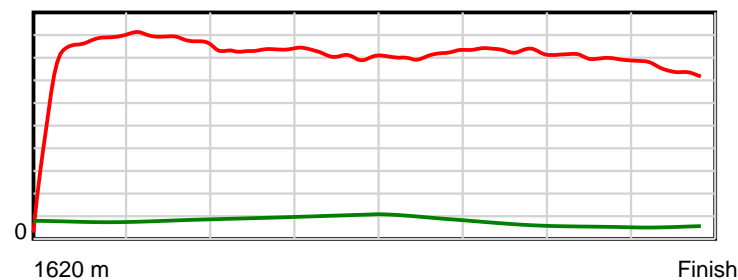
10 m Stride length



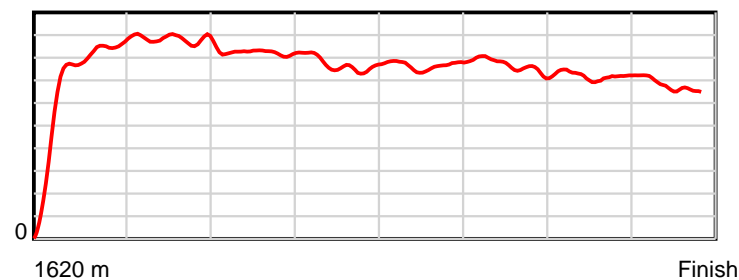
0.6 s Stride duration



20 m/sec Speed



100 % Stride efficiency



Note: Horizontal distance axis grid lines are 200m furlongs.

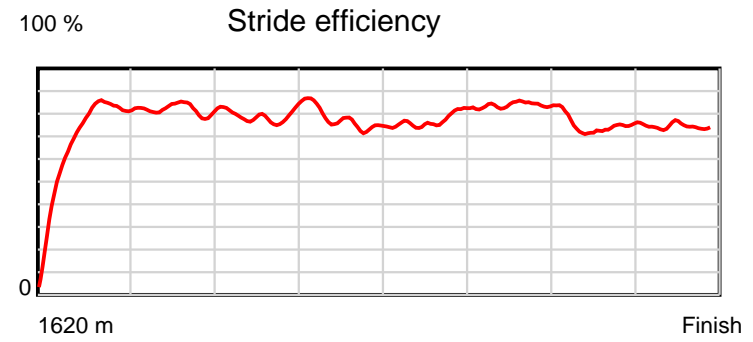
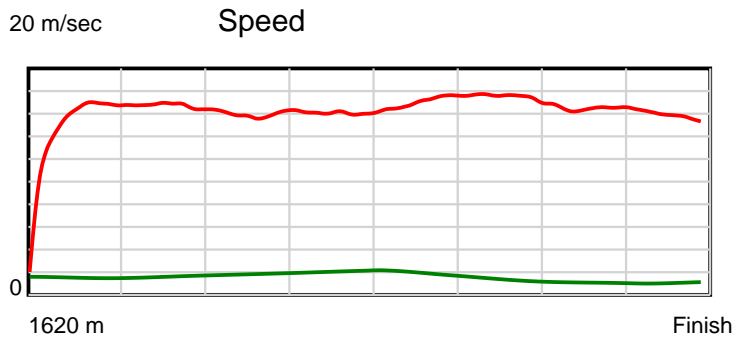
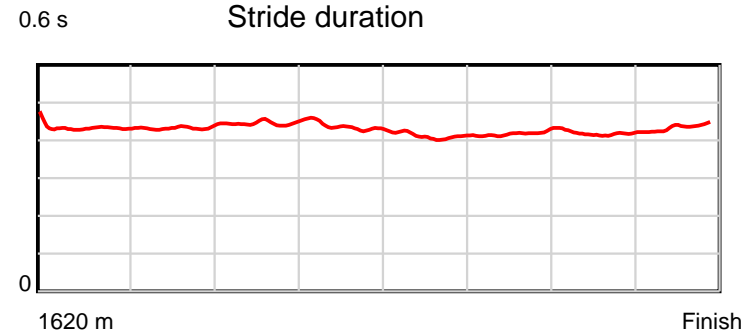
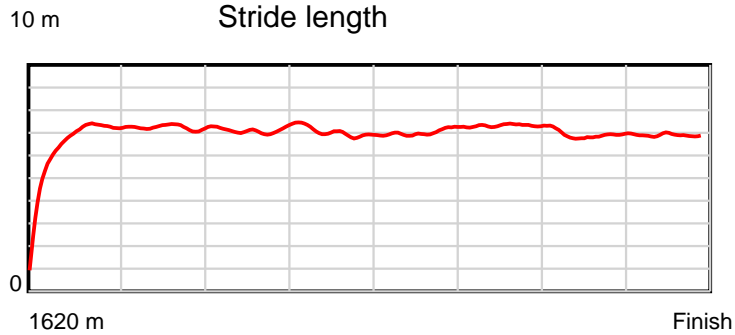
## Disclaimer.

Tasracing Pty Ltd and Thoroughbred Ratings Pty Ltd accepts no responsibility for the completeness or accuracy of any of the information contained herein, and makes no representations about its suitability for any particular purpose. Users should make their own judgements about those matters and/or seek independent advice. You assume all risks associated with use of the data provided on this page.

# Race Results

March 12, 2014, Race 1, MDN/CL1-SW, Distance 1620m, Mowbray - Offset 9m

Result	TAB no.	Horse (Barrier)	1620 to	1600m to	1400m to	1200m to	1000m to	800m to	600m to	400m to	200m to	Total or	Margin
12th	12	Aladoni (4)	1600m	1400m	1200m	1000m	800m	600m	400m	200m	WP	Average	
		Position in running (margin)	-	10(9.1)	12(8.6)	12(10.6)	12(13.8)	12(14.8)	11(12.3)	11(8.5)	11(9.5)		11.00
		Sectional time (s)	5.53	11.61	11.63	12.42	12.37	11.97	11.22	12.16	12.63		
		Cumulative time (s)	101.54	96.01	84.40	72.77	60.35	47.98	36.01	24.79	12.63	1:41.54	
		Speed (m/s)	3.62	17.23	17.20	16.10	16.17	16.71	17.83	16.45	15.84	15.95	
		Stride length (m)	1.61	7.43	7.43	7.16	7.09	6.90	7.43	6.89	6.89	6.85	
		Stride duration (s)	0.416	0.431	0.432	0.445	0.438	0.413	0.417	0.419	0.435	0.430	
		Stride efficiency (%)	4.03	86.18	86.33	80.22	78.56	74.33	86.26	74.12	74.21	73.38	
		Stride count	12.46	26.93	26.91	27.91	28.21	29.00	26.92	29.04	29.02	236.40	



Note: Horizontal distance axis grid lines are 200m furlongs.


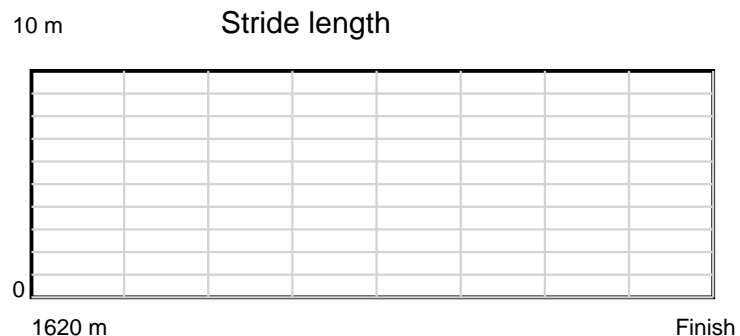
**Disclaimer.**

Tasracing Pty Ltd and Thoroughbred Ratings Pty Ltd accepts no responsibility for the completeness or accuracy of any of the information contained herein, and makes no representations about its suitability for any particular purpose. Users should make their own judgements about those matters and/or seek independent advice. You assume all risks associated with use of the data provided on this page.

# Race Results

March 12, 2014, Race 1, MDN/CL1-SW, Distance 1620m, Mowbray - Offset 9m

Result	TAB no.	Horse (Barrier)	1620 to	1600m to	1400m to	1200m to	1000m to	800m to	600m to	400m to	200m to	Total or	Margin
13th	8	<b>Windedo (12)</b>											
		Position in running (margin)											
		Sectional time (s)											
		Cumulative time (s)											
		Speed (m/s)											
		Stride length (m)											
		Stride duration (s)											
		Stride efficiency (%)											
		Stride count											



Note: Horizontal distance axis grid lines are 200m furlongs.

**Disclaimer.**

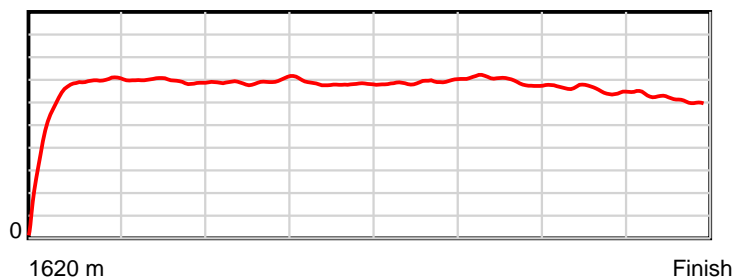
Tasracing Pty Ltd and Thoroughbred Ratings Pty Ltd accepts no responsibility for the completeness or accuracy of any of the information contained herein, and makes no representations about its suitability for any particular purpose. Users should make their own judgements about those matters and/or seek independent advice. You assume all risks associated with use of the data provided on this page.

# Race Results

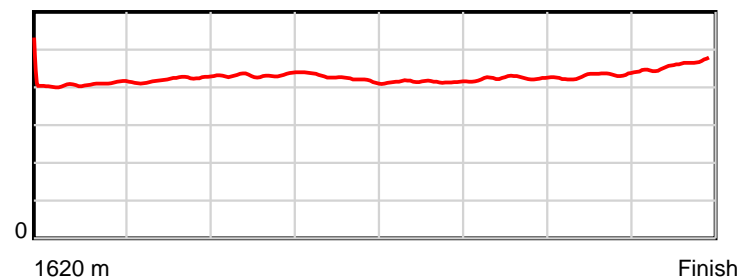
March 12, 2014, Race 1, MDN/CL1-SW, Distance 1620m, Mowbray - Offset 9m

Result	TAB no.	Horse (Barrier)	1620 to	1600m to	1400m to	1200m to	1000m to	800m to	600m to	400m to	200m to	Total or	Margin
14th	11	Neil's On Targ... (13)	1600m	1400m	1200m	1000m	800m	600m	400m	200m	WP	Average	
		Position in running (margin)	-	7(7.0)	9(5.5)	10(8.9)	11(12.5)	11(13.4)	12(12.5)	12(14.1)	12(20.4)		35.80
		Sectional time (s)	5.96	11.44	11.87	12.48	12.36	12.23	12.11	13.06	15.01		
		Cumulative time (s)	106.53	100.57	89.12	77.25	64.77	52.42	40.18	28.07	15.01	1:46.53	
		Speed (m/s)	3.35	17.48	16.85	16.03	16.18	16.35	16.52	15.31	13.32	15.21	
		Stride length (m)	1.77	7.13	7.09	6.93	6.89	6.78	6.99	6.59	6.12	6.57	
		Stride duration (s)	0.442	0.408	0.421	0.432	0.426	0.415	0.423	0.431	0.459	0.432	
		Stride efficiency (%)	4.90	79.42	78.46	74.97	74.18	71.82	76.31	67.93	58.59	67.44	
		Stride count	11.29	28.05	28.23	28.88	29.03	29.50	28.62	30.33	32.66	246.59	

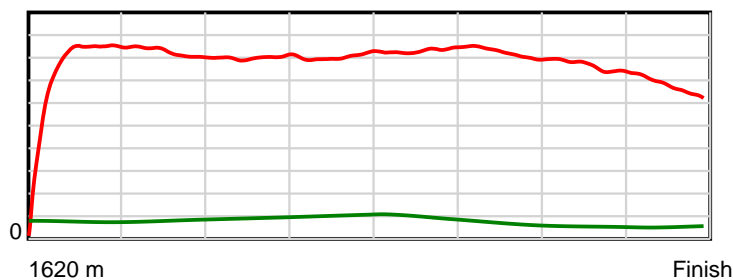
10 m Stride length



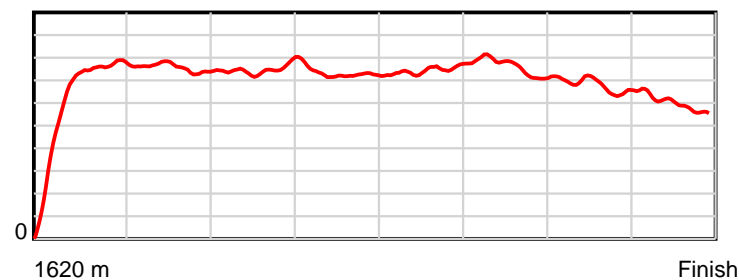
0.6 s Stride duration



20 m/sec Speed



100 % Stride efficiency



Note: Horizontal distance axis grid lines are 200m furlongs.

## Disclaimer.

Tasracing Pty Ltd and Thoroughbred Ratings Pty Ltd accepts no responsibility for the completeness or accuracy of any of the information contained herein, and makes no representations about its suitability for any particular purpose. Users should make their own judgements about those matters and/or seek independent advice. You assume all risks associated with use of the data provided on this page.